

# Pinellas Property Market Report

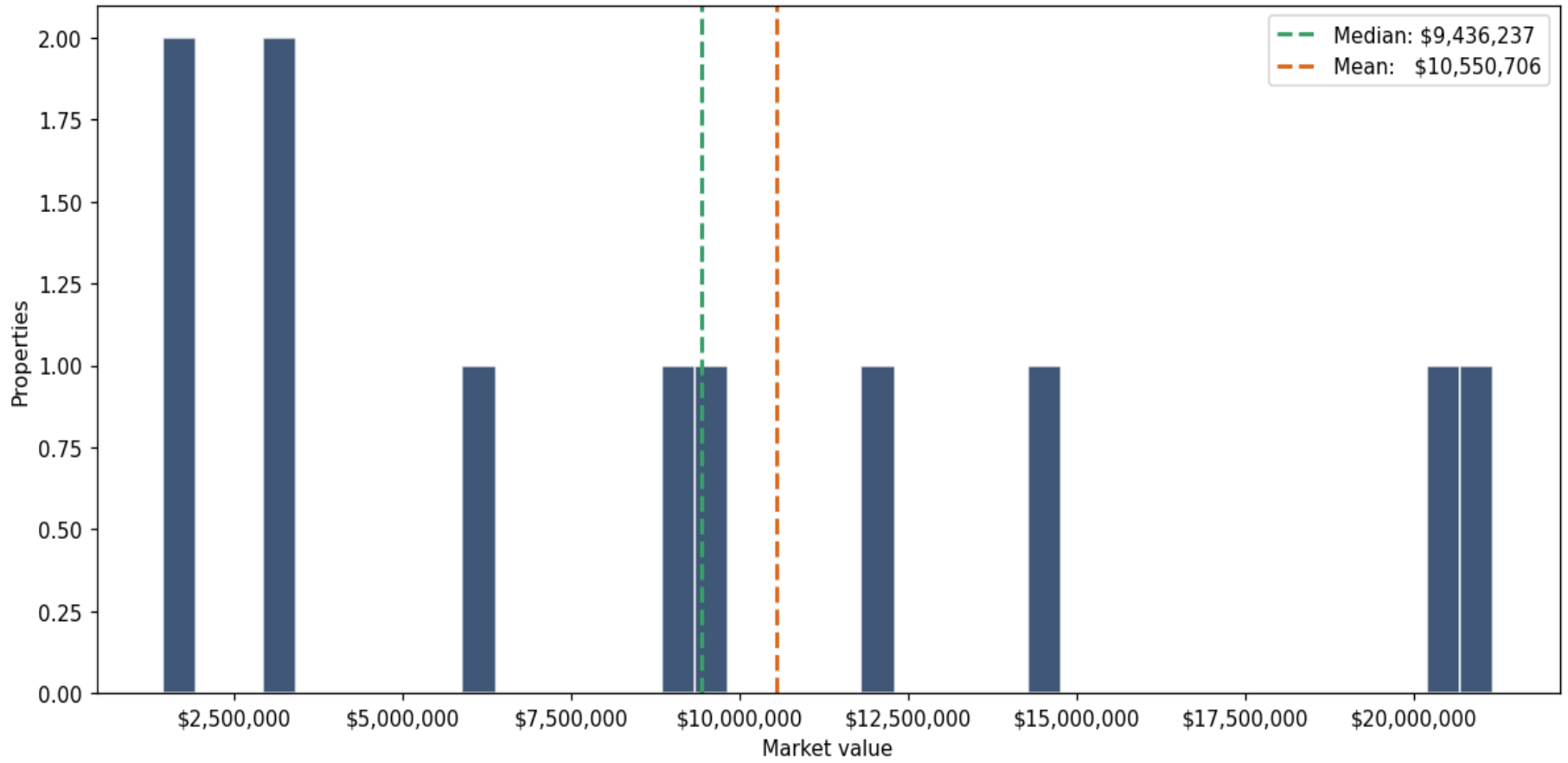
12 matching properties • May 30, 2026

Filters applied	Headline numbers
<b>City:</b> Largo	<b>Properties matched:</b> 12
<b>Property type:</b> Distribution Warehouse	<b>Median market value:</b> \$9,750,000
	<b>Mean market value:</b> \$10,550,706
	<b>Min / Max:</b> \$1,440,000 / \$24,000,000
	<b>Mean square footage:</b> 96,814

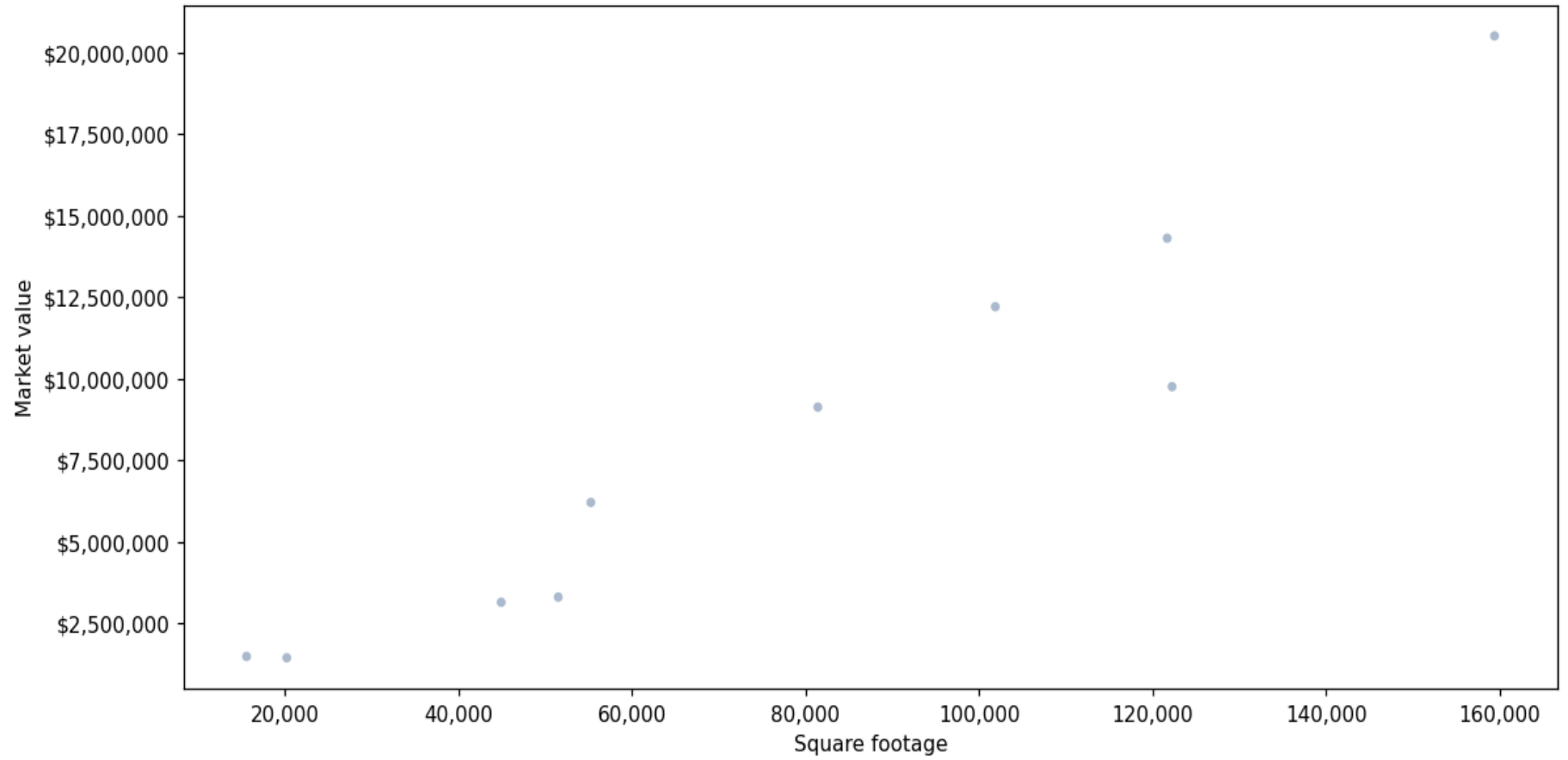
## Top 12 properties by market value

Address	City	Type	Market Value	Sq Ft	Year	Annual Tax
8515 126TH AVE N	Largo	Distribution Warehouse	\$24,000,000	192,000	2017	\$425,917
6465 126TH AVE	Largo	Distribution Warehouse	\$21,175,000	195,672	2013	\$378,200
8660 133RD AVE N	Largo	Distribution Warehouse	\$20,500,000	159,402	2023	\$398,257
14775 62ND ST N	Largo	Distribution Warehouse	\$14,300,000	121,680	2024	\$283,859
8585 126TH AVE N	Largo	Distribution Warehouse	\$12,200,000	101,871	2017	\$217,377
13590 AUTOMOBILE BLVD	Largo	Distribution Warehouse	\$9,750,000	122,240	2002	\$196,992
7935 114TH AVE	Largo	Distribution Warehouse	\$9,122,474	81,418	2001	\$164,247
13701 66TH ST N	Largo	Distribution Warehouse	\$6,200,000	55,262	1988	\$120,569
6868 118TH AVE	Largo	Distribution Warehouse	\$3,300,000	51,500	1982	\$64,715
15360 US HIGHWAY 19 N	Largo	Distribution Warehouse	\$3,141,000	44,928	1972	\$61,519
5445 ULMERTON RD	Largo	Distribution Warehouse	\$1,480,000	15,580	1959	\$30,854
13660 49TH ST N	Largo	Distribution Warehouse	\$1,440,000	20,220	1971	\$28,955

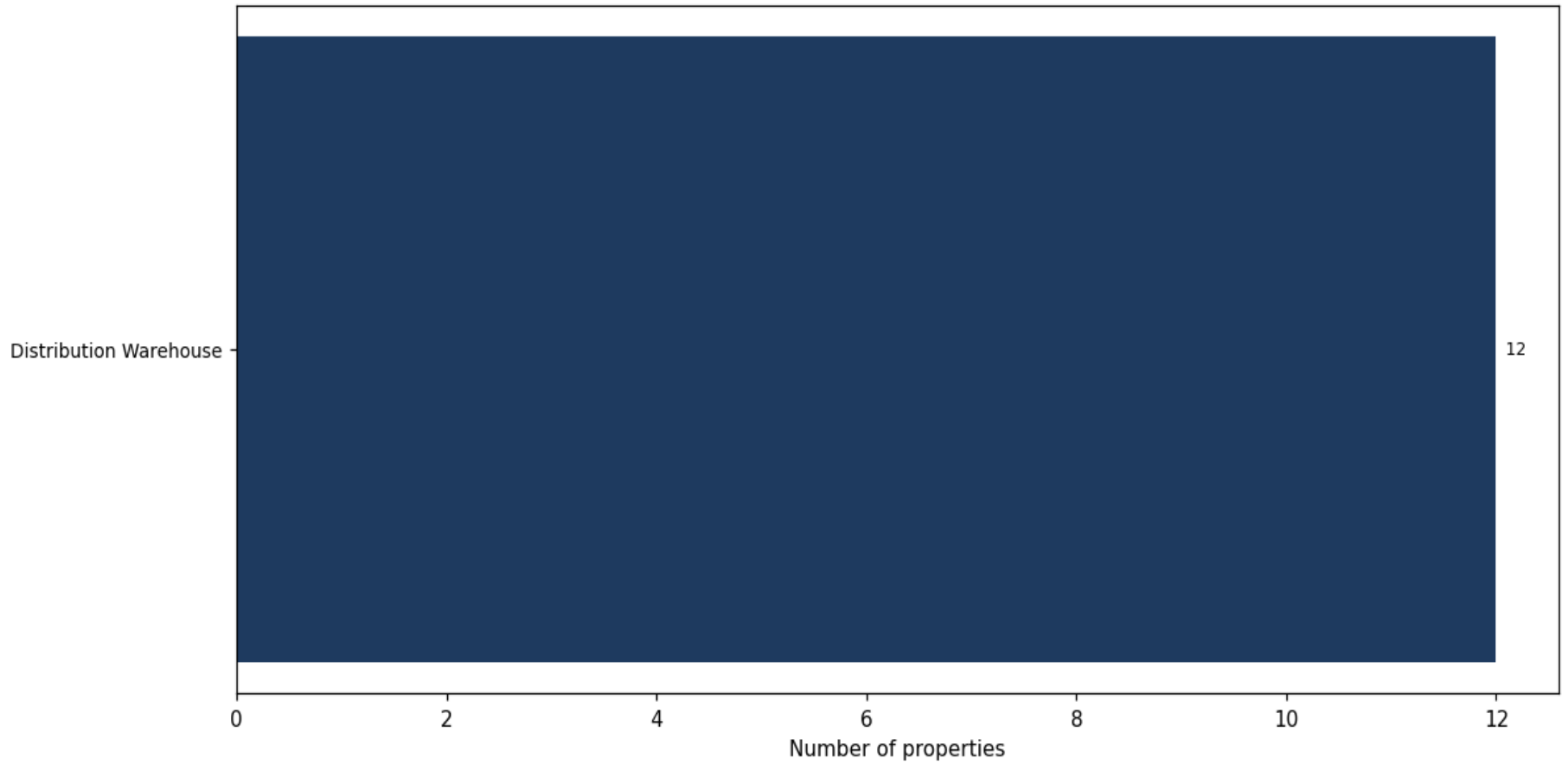
**Market value distribution (n=12, top 1% trimmed for readability)**



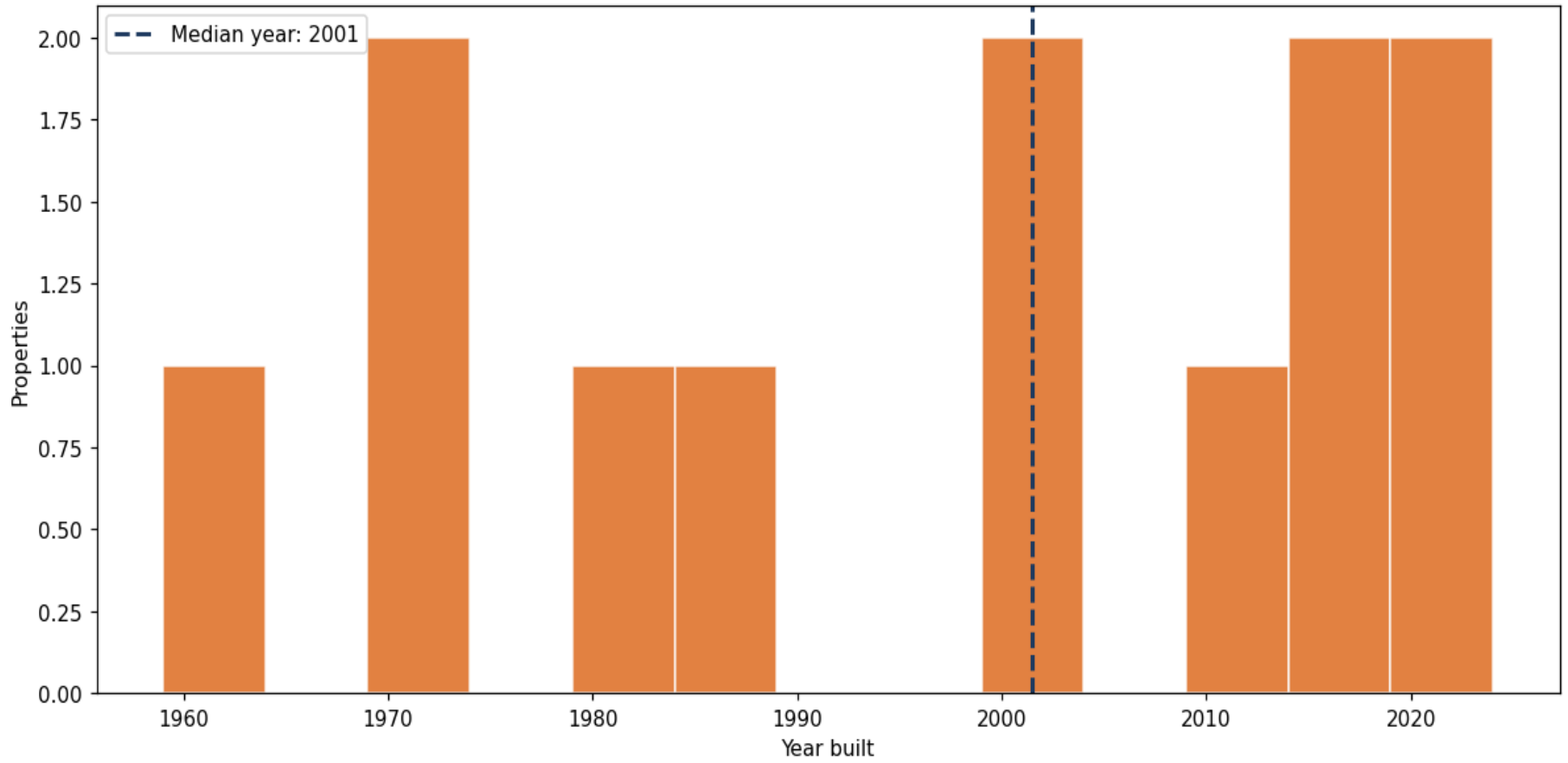
**Building size vs. market value (n=10, outliers trimmed)**



### Top property types by count



**Year built distribution (5-year buckets)**



**Market value vs. assessed value (gap = untaxed appreciation)**

