

Pinellas Property Market Report

43 matching properties • May 30, 2026

Filters applied	Headline numbers
City: Largo	Properties matched: 43
Property type: Convenience Store	Median market value: \$850,000
	Mean market value: \$1,165,998
	Min / Max: \$365,000 / \$3,060,000
	Mean square footage: 3,148

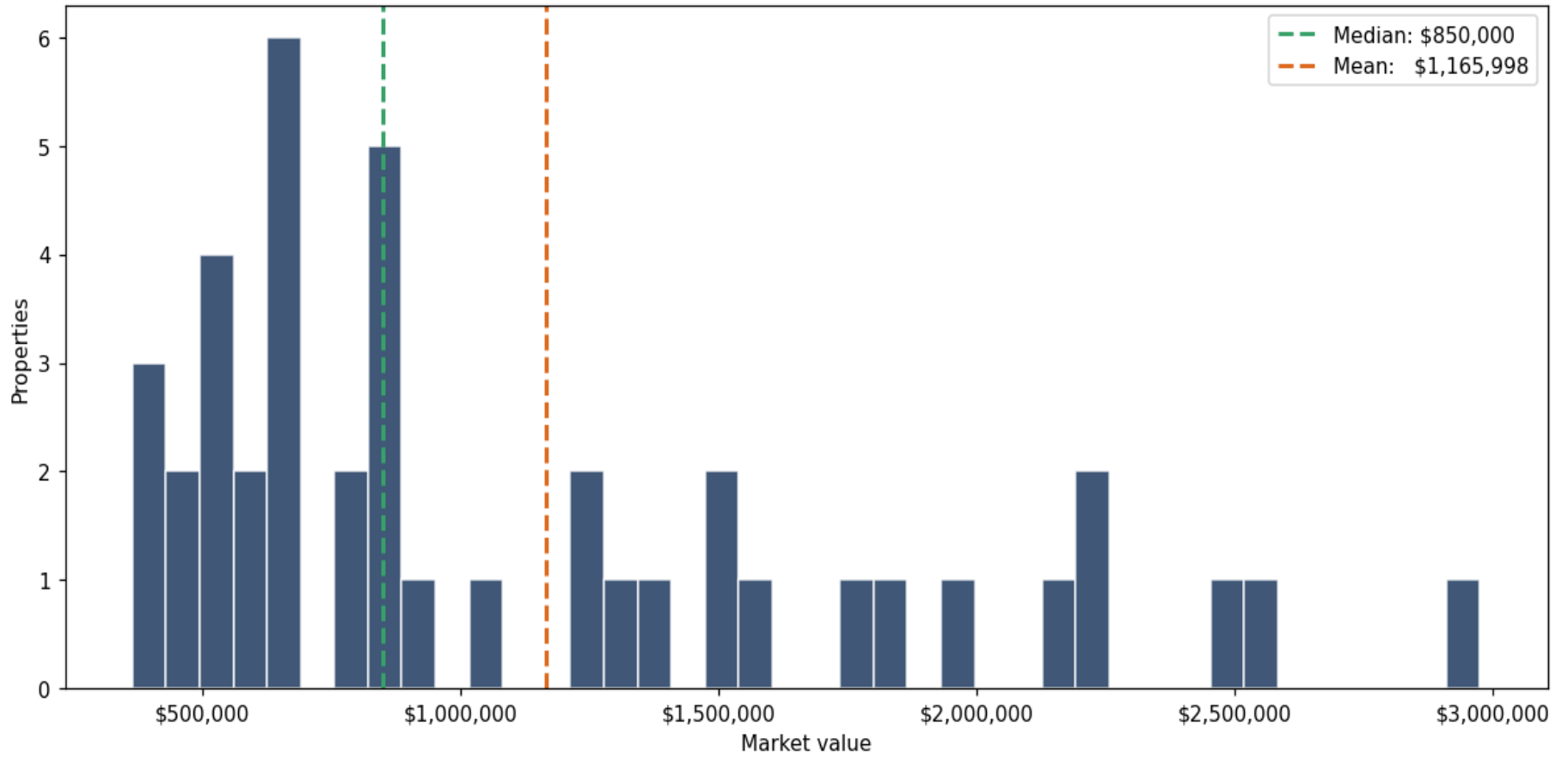
Top 43 properties by market value

Address	City	Type	Market Value	Sq Ft	Year	Annual Tax
15701 US HIGHWAY 19 N	Largo	Convenience Store	\$3,060,000	6,099	2014	\$58,860
6601 ULMERTON RD	Largo	Convenience Store	\$2,975,000	5,725	2018	\$57,436
1215 N MISSOURI AVE	Largo	Convenience Store	\$2,565,000	6,099	2015	\$48,702
8910 ULMERTON RD	Largo	Convenience Store	\$2,515,000	5,882	2014	\$47,753
12750 WALSINGHAM RD	Largo	Convenience Store	\$2,225,000	5,558	2014	\$41,456
1201 EAST BAY DR	Largo	Convenience Store	\$2,210,000	5,928	2015	\$43,196
2980 ROOSEVELT BLVD	Largo	Convenience Store	\$2,150,000	4,587	2023	\$41,582
8890 ULMERTON RD	Largo	Convenience Store	\$1,935,000	4,902	2006	\$37,785
1698 CLEARWATER-LARGO RD	Largo	Convenience Store	\$1,805,000	9,772	2003	\$35,031
1200 EAST BAY DR	Largo	Convenience Store	\$1,780,000	4,644	1992	\$34,842
8650 ULMERTON RD	Largo	Convenience Store	\$1,560,000	3,952	2002	\$30,474
6333 ULMERTON RD	Largo	Convenience Store	\$1,525,000	2,940	2014	\$29,430
5545 ULMERTON RD	Largo	Convenience Store	\$1,500,000	3,040	1990	\$28,671

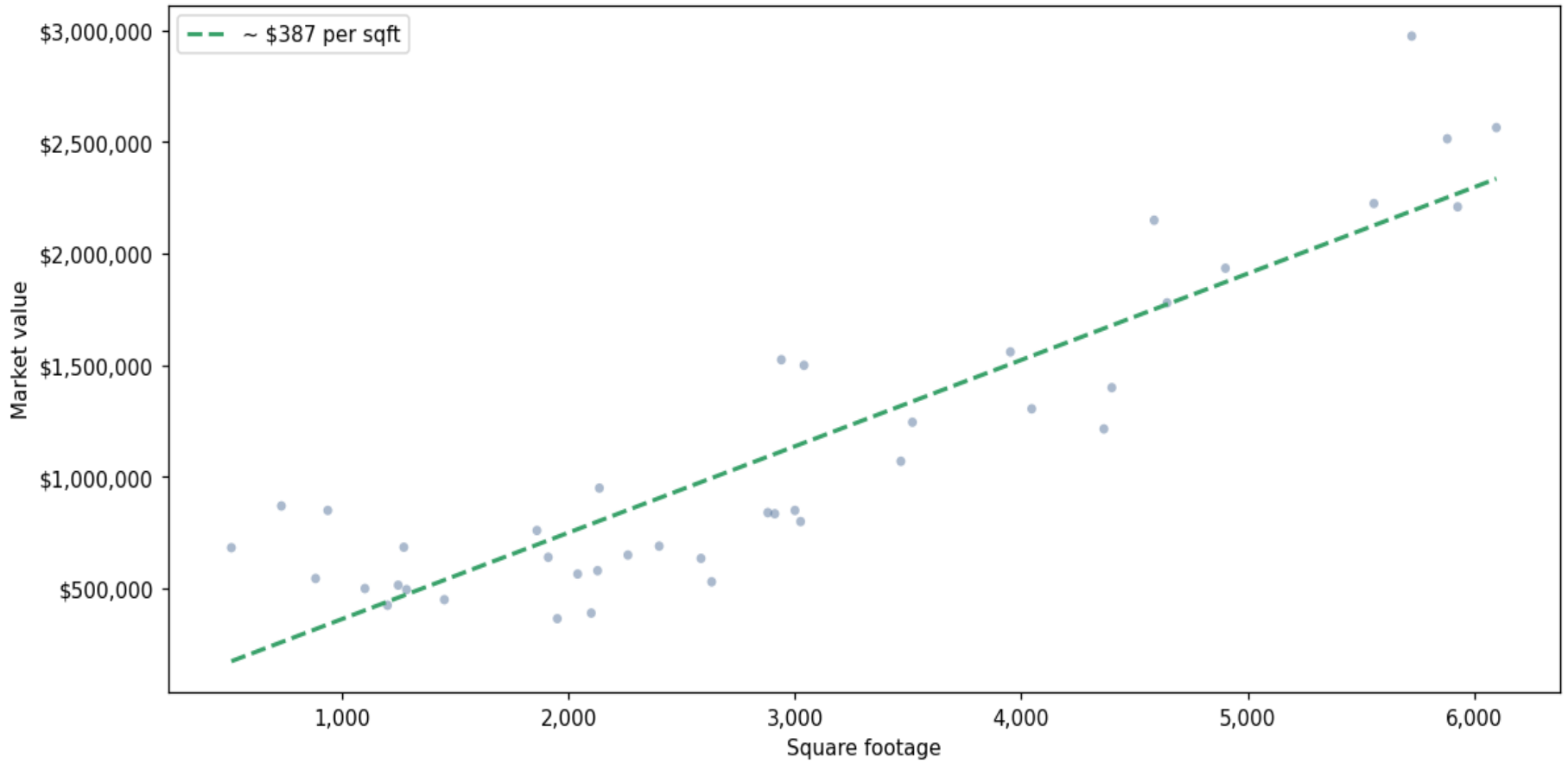
Address	City	Type	Market Value	Sq Ft	Year	Annual Tax
8875 ULMERTON RD	Largo	Convenience Store	\$1,400,000	4,400	2012	\$27,531
1497 BELCHER RD S	Largo	Convenience Store	\$1,305,000	4,046	2012	\$25,253
2698 ROOSEVELT BLVD	Largo	Convenience Store	\$1,245,000	3,519	2004	\$24,209
1595 SEMINOLE BLVD	Largo	Convenience Store	\$1,215,000	4,365	1989	\$24,588
4450 EAST BAY DR	Largo	Convenience Store	\$1,070,000	3,468	1989	\$20,506
10 MISSOURI AVE N	Largo	Convenience Store	\$950,000	2,136	1972	\$18,038
13987 WALSINGHAM RD	Largo	Convenience Store	\$870,000	731	1988	\$16,519
6600 ULMERTON RD	Largo	Convenience Store	\$850,000	936	1986	\$17,563
9590 ULMERTON RD	Largo	Convenience Store	\$850,000	3,000	2004	\$15,552
1403 CLEARWATER-LARGO RD N	Largo	Convenience Store	\$840,000	2,880	1998	\$16,804
12601 STARKEY RD	Largo	Convenience Store	\$835,000	2,911	1989	\$15,287
5798 ROOSEVELT BLVD	Largo	Convenience Store	\$800,000	3,025	1991	\$16,614
13098 WALSINGHAM RD	Largo	Convenience Store	\$760,000	1,860	1990	\$13,758
6915 ULMERTON RD	Largo	Convenience Store	\$690,000	2,400	1988	\$13,291
11301 ULMERTON RD	Largo	Convenience Store	\$685,000	1,272	1980	\$13,006
7799 ULMERTON RD	Largo	Convenience Store	\$682,900	510	1982	\$13,237
1199 MISSOURI AVE N	Largo	Convenience Store	\$650,000	2,262	1966	\$12,342
14499 WALSINGHAM RD	Largo	Convenience Store	\$640,000	1,910	1962	\$12,721
11775 131ST ST	Largo	Convenience Store	\$635,000	2,585	1984	\$13,101
1990 WEST BAY DR	Largo	Convenience Store	\$580,000	2,128	1970	\$11,582
1701 WEST BAY DR	Largo	Convenience Store	\$565,000	2,040	1997	\$11,108
17218 US HIGHWAY 19 N	Largo	Convenience Store	\$545,000	882	1985	\$10,443
6270 150TH AVE N	Largo	Convenience Store	\$530,000	2,632	1987	\$14,240
1737 INDIAN ROCKS RD S	Largo	Convenience Store	\$515,000	1,247	1963	\$9,778
8195 ULMERTON RD	Largo	Convenience Store	\$500,000	1,100	1980	\$9,494

Address	City	Type	Market Value	Sq Ft	Year	Annual Tax
2930 EAST BAY DR	Largo	Convenience Store	\$495,000	1,284	1966	\$9,683
751 CLEARWATER-LARGO RD N	Largo	Convenience Store	\$450,000	1,451	1956	\$9,114
790 EAST BAY DR	Largo	Convenience Store	\$425,000	1,200	1980	\$8,544
9640 ULMERTON RD	Largo	Convenience Store	\$390,000	2,100	1975	\$7,599
1090 BELCHER RD S	Largo	Convenience Store	\$365,000	1,950	1971	\$7,690

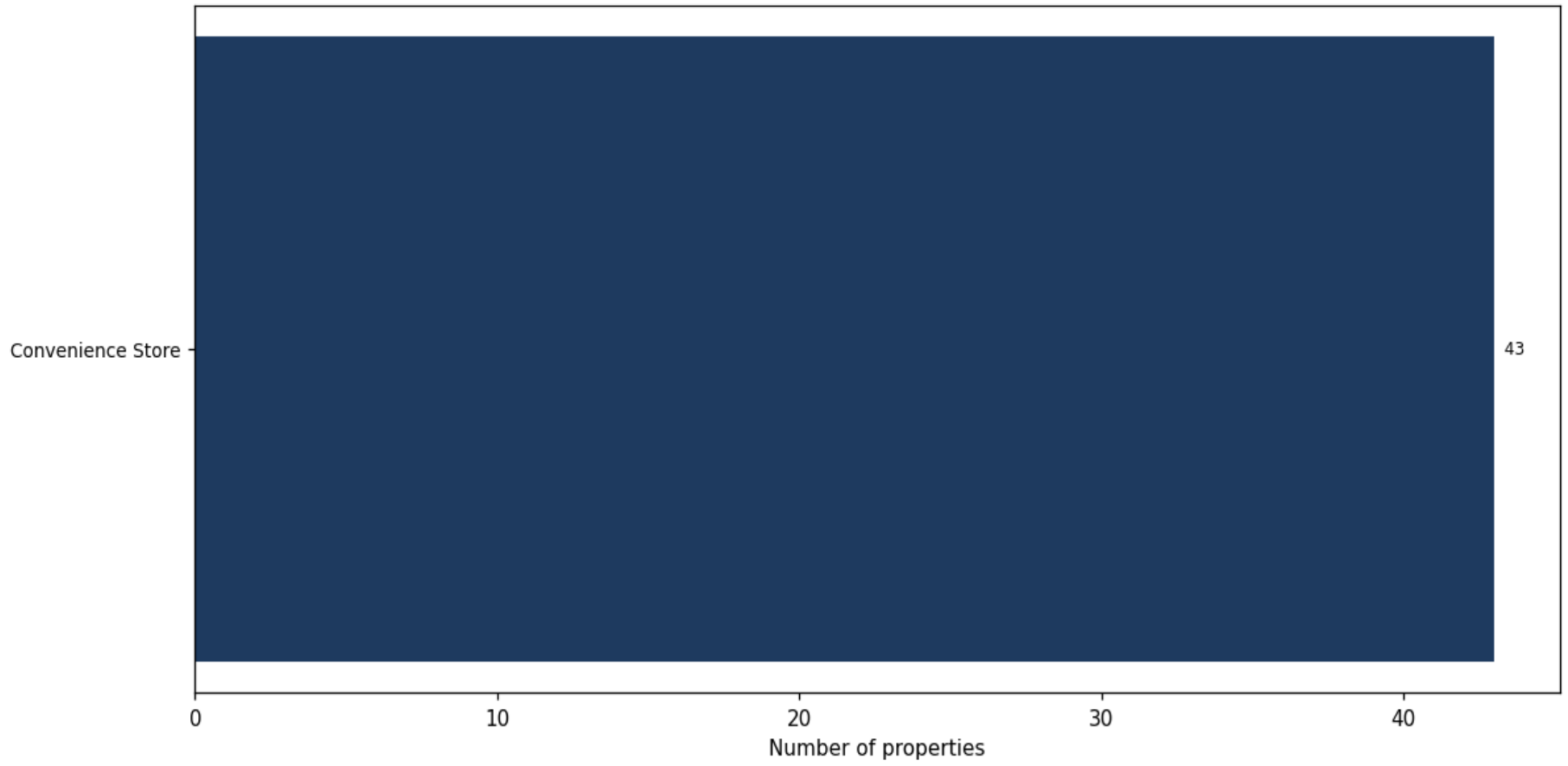
Market value distribution (n=43, top 1% trimmed for readability)



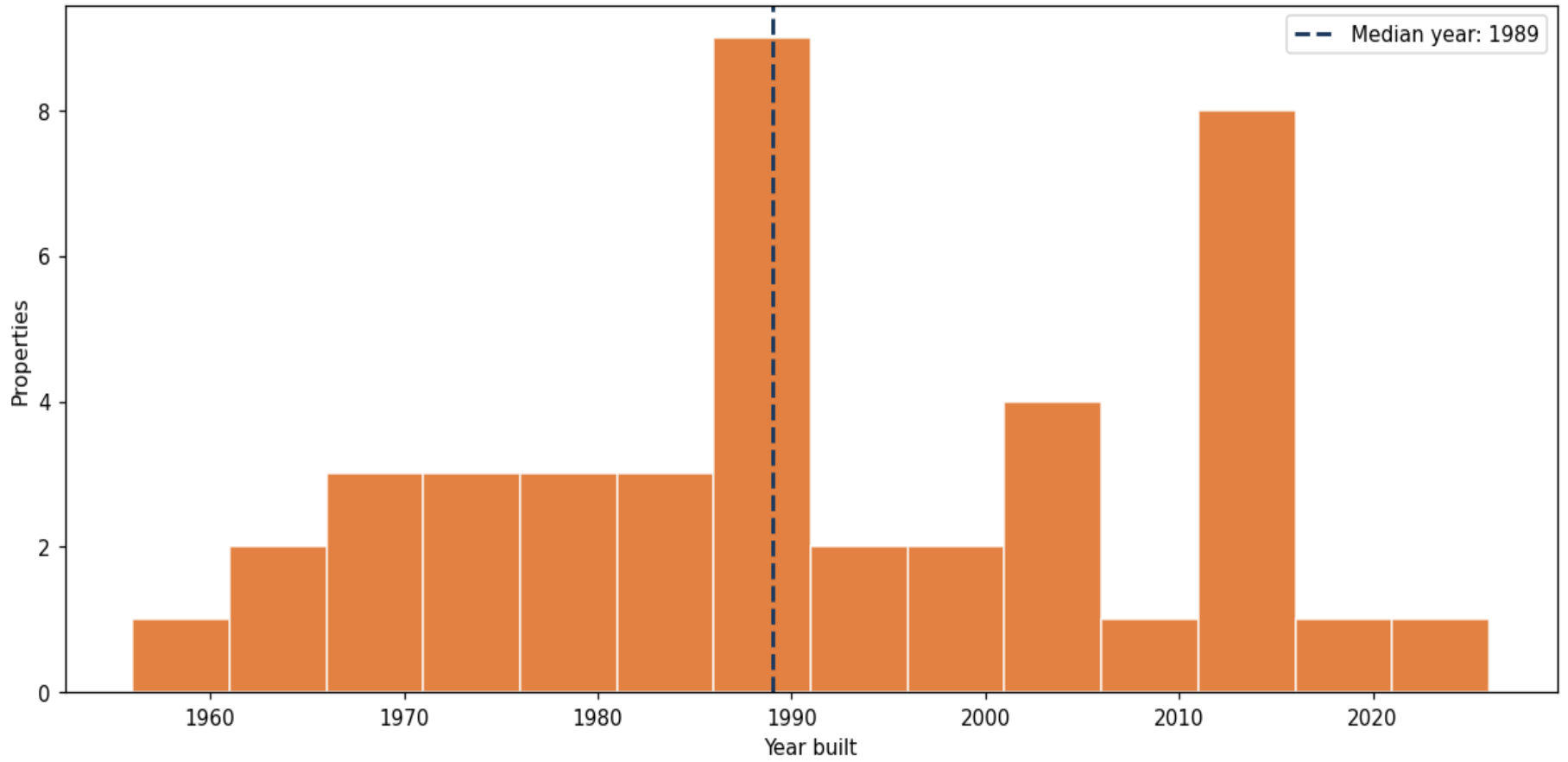
Building size vs. market value (n=41, outliers trimmed)



Top property types by count



Year built distribution (5-year buckets)



Market value vs. assessed value (gap = untaxed appreciation)

