

# Pinellas Property Market Report

16 matching properties • May 31, 2026

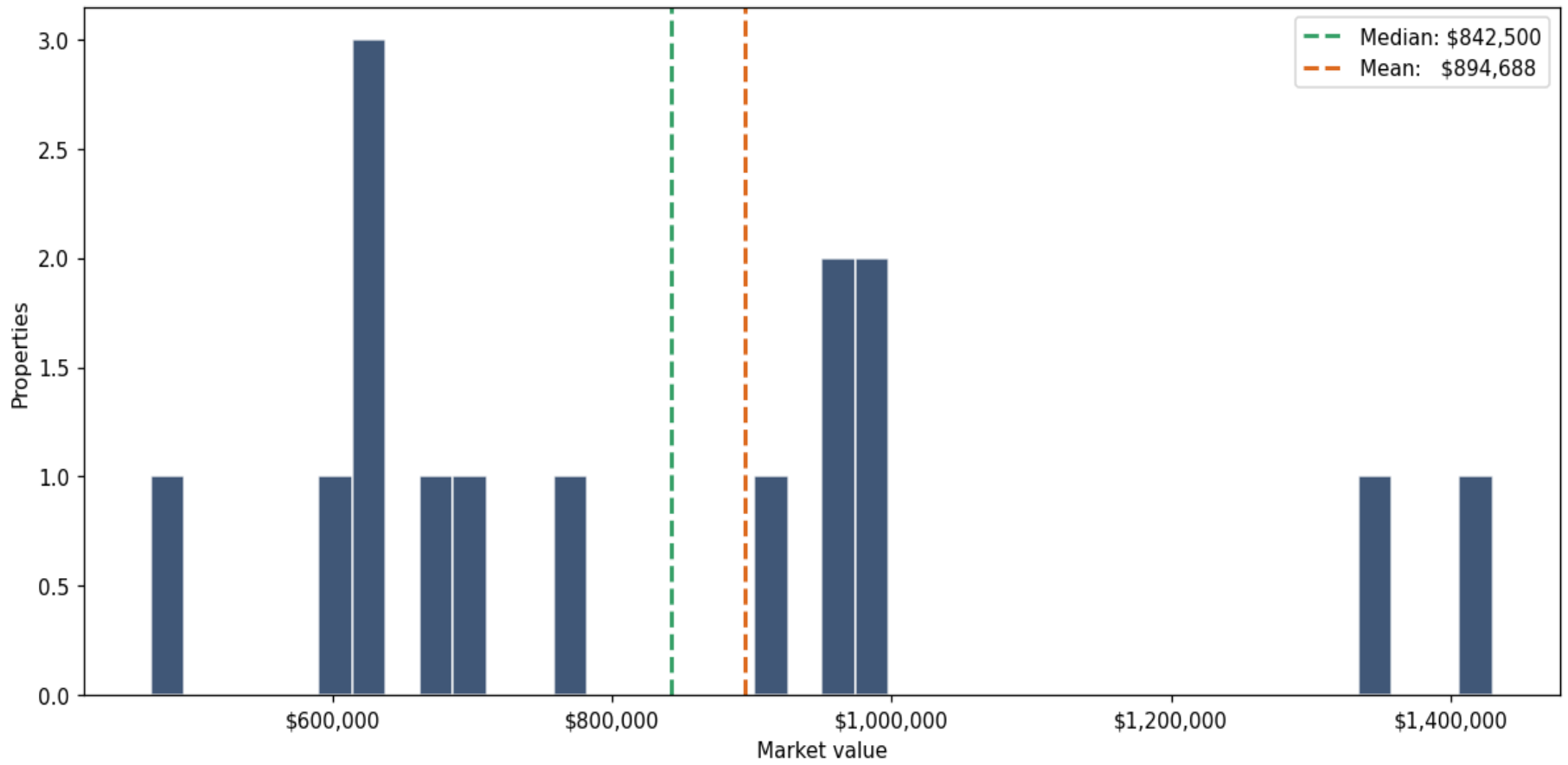
Filters applied	Headline numbers
<b>City:</b> Largo	<b>Properties matched:</b> 16
<b>Property type:</b> Auto Service Center (National) or Quick Lube	<b>Median market value:</b> \$905,000
	<b>Mean market value:</b> \$894,688
	<b>Min / Max:</b> \$470,000 / \$1,650,000
	<b>Mean square footage:</b> 4,266

## Top 16 properties by market value

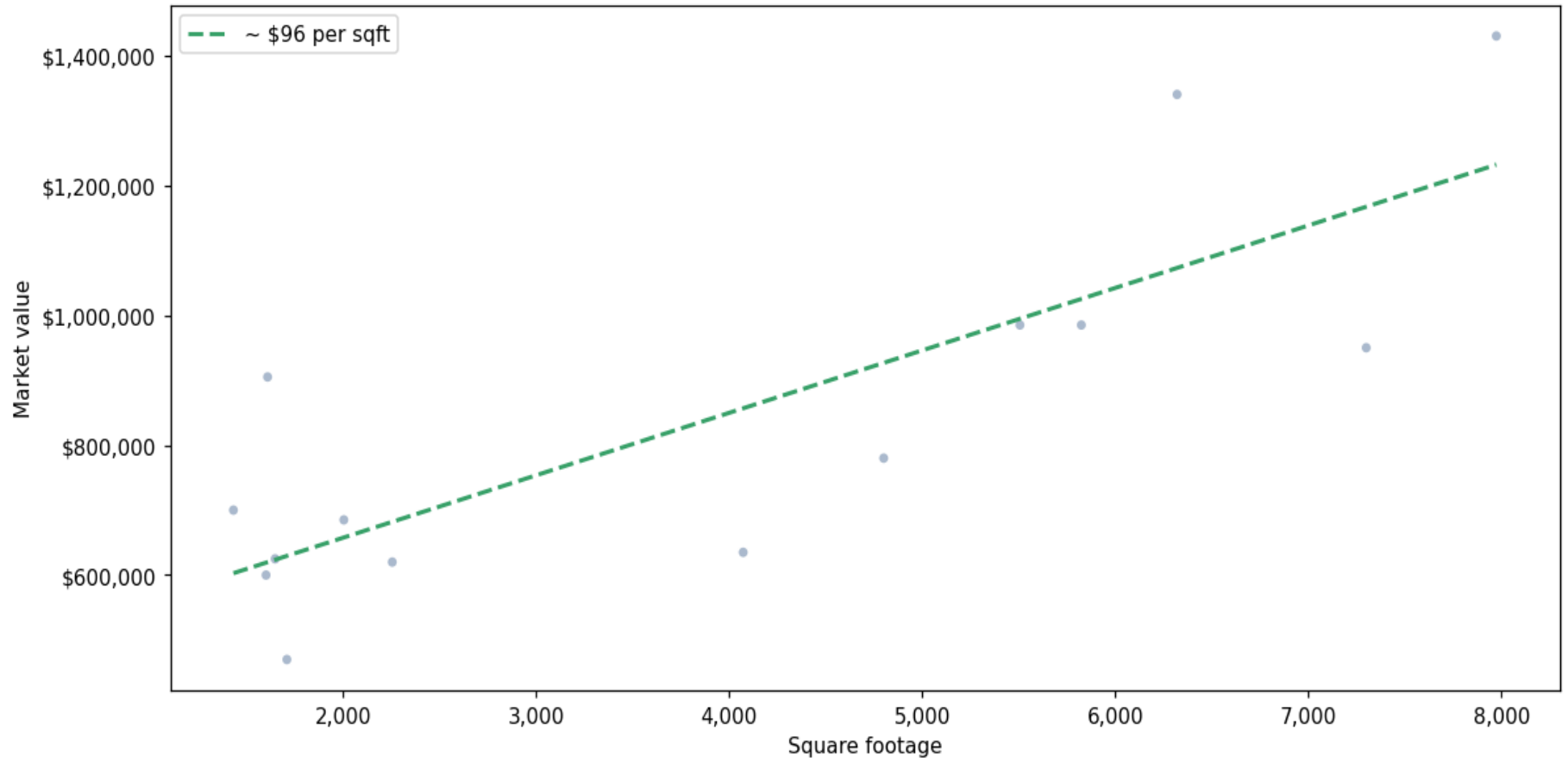
Address	City	Type	Market Value	Sq Ft	Year	Annual Tax
13702 WALSHINGHAM RD	Largo	Auto Service Center (Nat	\$1,650,000	6,136	2024	\$35,886
1190 MISSOURI AVE N	Largo	Auto Service Center (Nat	\$1,430,000	7,974	2016	\$28,006
10595 ULMERTON RD	Largo	Auto Service Center (Nat	\$1,340,000	6,320	1983	\$25,443
11901 INDIAN ROCKS RD	Largo	Auto Service Center (Nat	\$985,000	5,824	1988	\$19,842
4115 EAST BAY DR	Largo	Auto Service Center (Nat	\$985,000	5,506	1993	\$18,892
2110 BELCHER RD S	Largo	Auto Service Center (Nat	\$955,000	8,080	1996	\$18,892
1000 EAST BAY DR	Largo	Auto Service Center (Nat	\$950,000	7,300	1979	\$20,126
9420 ULMERTON RD	Largo	Auto Service Center (Nat	\$905,000	1,608	1986	\$17,658
13399 SEMINOLE BLVD	Largo	Auto Service Center (Nat	\$780,000	4,800	1988	\$15,854
14011 WALSHINGHAM RD	Largo	Auto Service Center (Nat	\$700,000	1,431	2020	\$13,576
4301 EAST BAY DR	Largo	Auto Service Center (Nat	\$685,000	2,003	1989	\$13,481
14360 WALSHINGHAM RD	Largo	Auto Service Center (Nat	\$635,000	4,072	2001	\$12,437
2671 ROOSEVELT BLVD	Largo	Auto Service Center (Nat	\$625,000	1,647	2017	\$12,152

Address	City	Type	Market Value	Sq Ft	Year	Annual Tax
13763 WALSINGHAM RD	Largo	Auto Service Center (Nat	\$620,000	2,254	1989	\$12,152
2985 EAST BAY DR	Largo	Auto Service Center (Nat	\$600,000	1,600	1986	\$11,772
1220 MISSOURI AVE N	Largo	Auto Service Center (Nat	\$470,000	1,708	2017	\$9,304

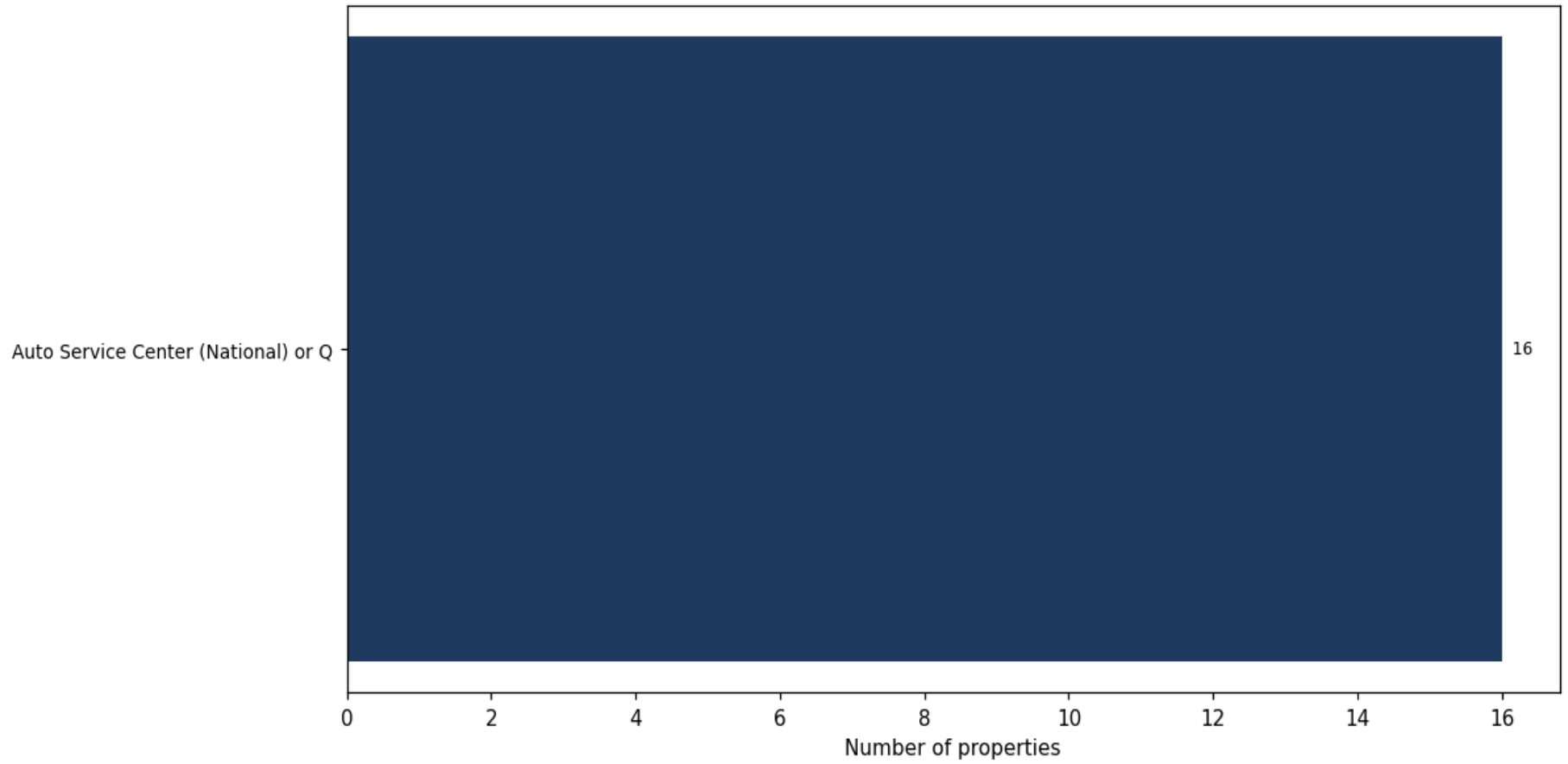
**Market value distribution (n=16, top 1% trimmed for readability)**



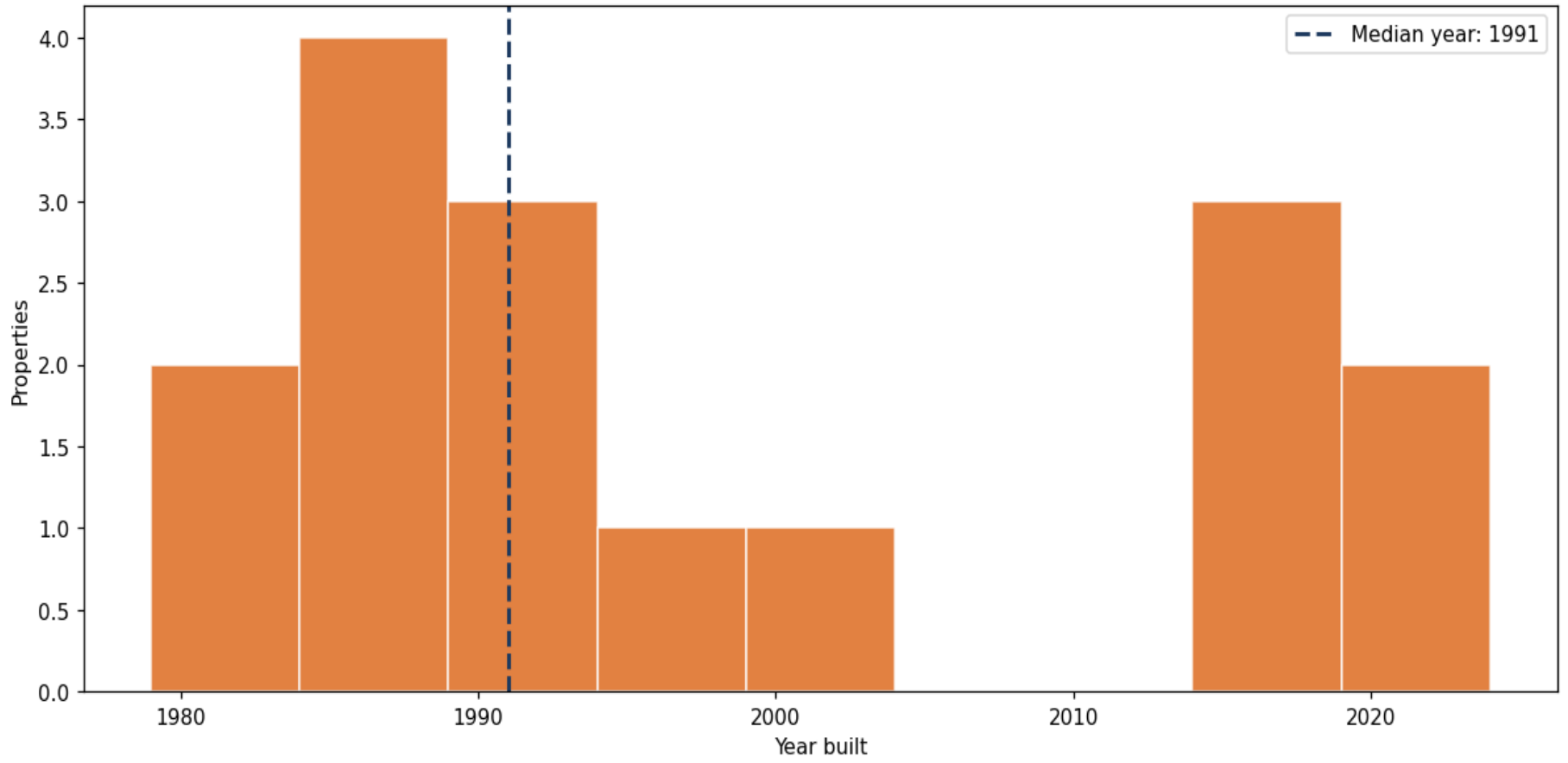
**Building size vs. market value (n=14, outliers trimmed)**



### Top property types by count



**Year built distribution (5-year buckets)**



### Market value vs. assessed value (gap = untaxed appreciation)

