

Pinellas Property Market Report

22 matching properties • May 30, 2026

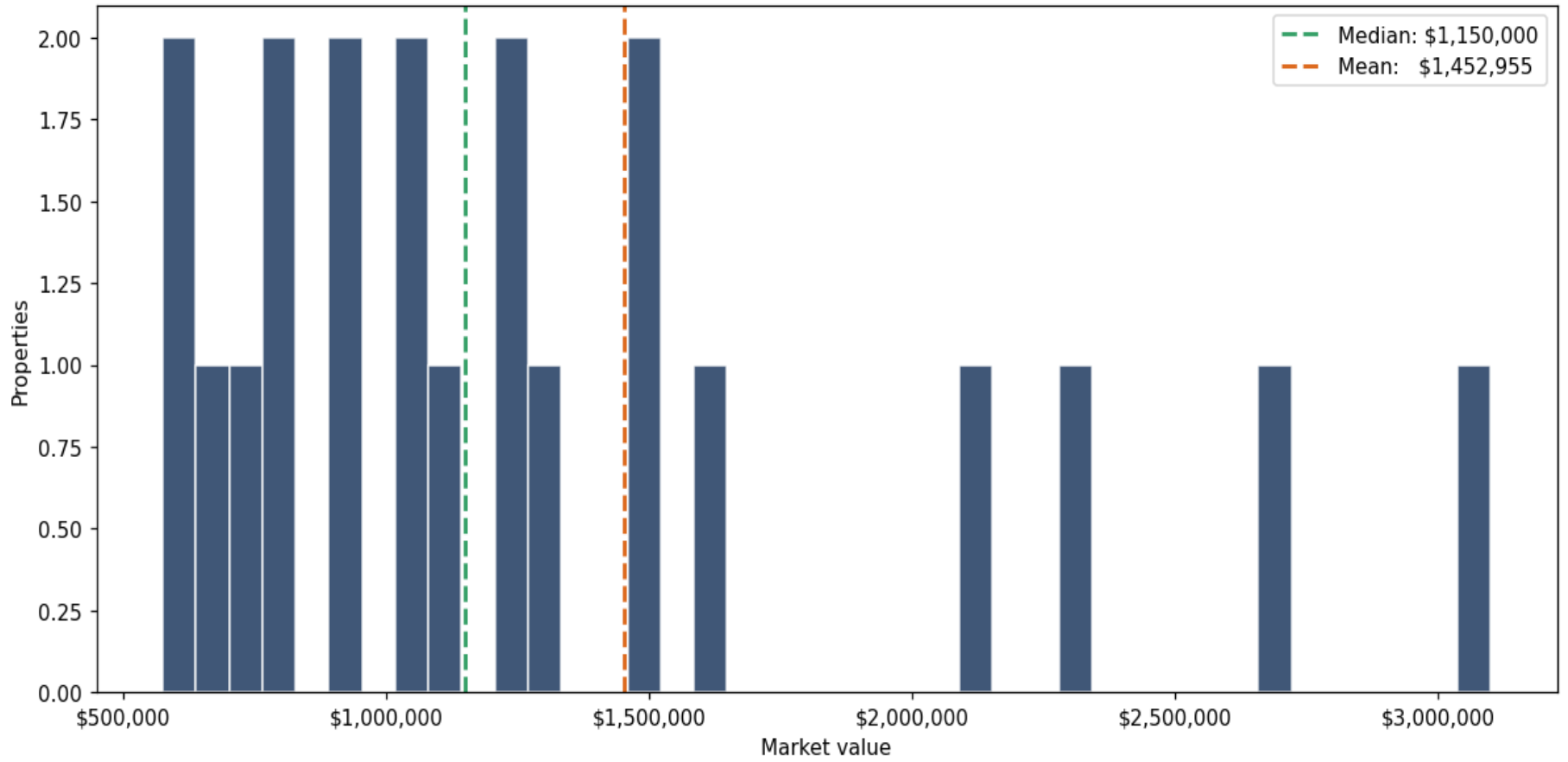
Filters applied	Headline numbers
City: Largo	Properties matched: 22
Property type: Apartments (10 - 49 units)	Median market value: \$1,215,000
	Mean market value: \$1,452,955
	Min / Max: \$575,000 / \$4,200,000
	Mean square footage: 12,753

Top 22 properties by market value

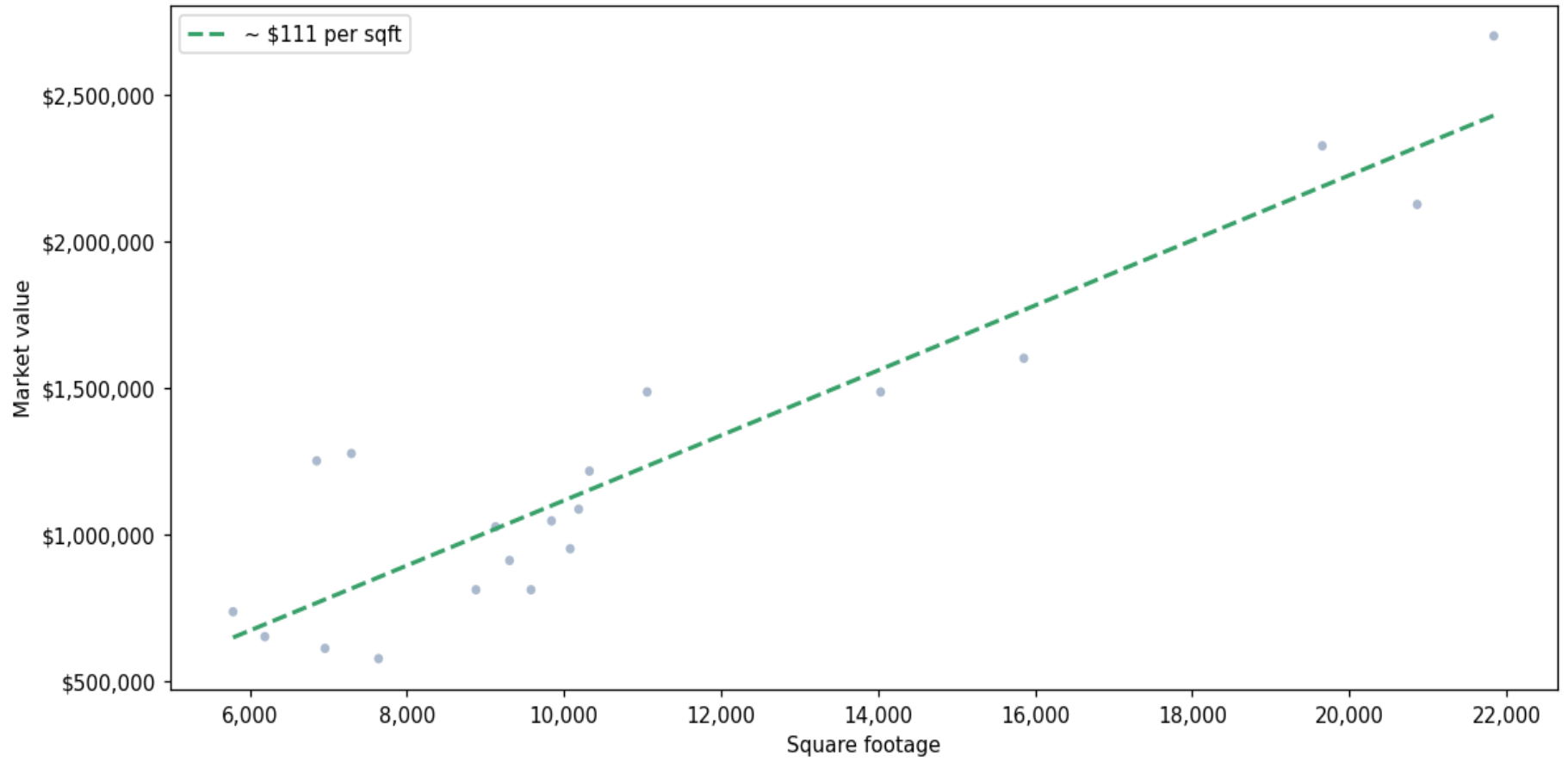
Address	City	Type	Market Value	Sq Ft	Year	Annual Tax
1500 WEST BAY DR	Largo	Apartments (10 - 49 unit)	\$4,200,000	28,920	1969	\$81,170
158 RIDGE RD N	Largo	Apartments (10 - 49 unit)	\$3,100,000	30,270	2017	\$60,759
55 JASPER ST	Largo	Apartments (10 - 49 unit)	\$2,700,000	21,840	1971	\$51,265
3322 CAMELOT DR	Largo	Apartments (10 - 49 unit)	\$2,325,000	19,656	1973	\$44,145
263 14TH ST NW	Largo	Apartments (10 - 49 unit)	\$2,125,000	20,864	1971	\$40,348
170 LARCHWOOD DR	Largo	Apartments (10 - 49 unit)	\$1,600,000	15,856	1972	\$33,702
1630 N JEFFERSON AVE	Largo	Apartments (10 - 49 unit)	\$1,485,000	14,033	1972	\$28,861
100 JASPER ST	Largo	Apartments (10 - 49 unit)	\$1,485,000	11,060	1964	\$28,861
817 2ND AVE NW	Largo	Apartments (10 - 49 unit)	\$1,275,000	7,294	1961	\$24,209
401 1ST AVE NE	Largo	Apartments (10 - 49 unit)	\$1,250,000	6,852	1950	\$23,924
90 JASPER ST	Largo	Apartments (10 - 49 unit)	\$1,215,000	10,325	1963	\$23,449
575 CLEARWATER-LARGO RD N	Largo	Apartments (10 - 49 unit)	\$1,085,000	10,188	1964	\$21,550
3053 ADRIAN AVE	Largo	Apartments (10 - 49 unit)	\$1,045,000	9,842	1970	\$19,937

Address	City	Type	Market Value	Sq Ft	Year	Annual Tax
262 14TH ST NW	Largo	Apartments (10 - 49 unit	\$1,025,000	9,130	1985	\$20,886
800 TROTTER RD	Largo	Apartments (10 - 49 unit	\$950,000	10,080	1986	\$18,987
2101 WEST BAY DR	Largo	Apartments (10 - 49 unit	\$910,000	9,308	1969	\$18,987
200 AUBURN ST	Largo	Apartments (10 - 49 unit	\$810,000	9,581	1975	\$15,664
1632 N JEFFERSON AVE	Largo	Apartments (10 - 49 unit	\$810,000	8,880	1973	\$15,664
10464 106TH AVE	Largo	Apartments (10 - 49 unit	\$735,000	5,787	1955	\$13,939
402 STREMMMA RD	Largo	Apartments (10 - 49 unit	\$650,000	6,192	1972	\$12,342
2463 ELYRIA AVE	Largo	Apartments (10 - 49 unit	\$610,000	6,958	1971	\$11,962
951 HIGHLAND AVE N	Largo	Apartments (10 - 49 unit	\$575,000	7,640	1965	\$12,057

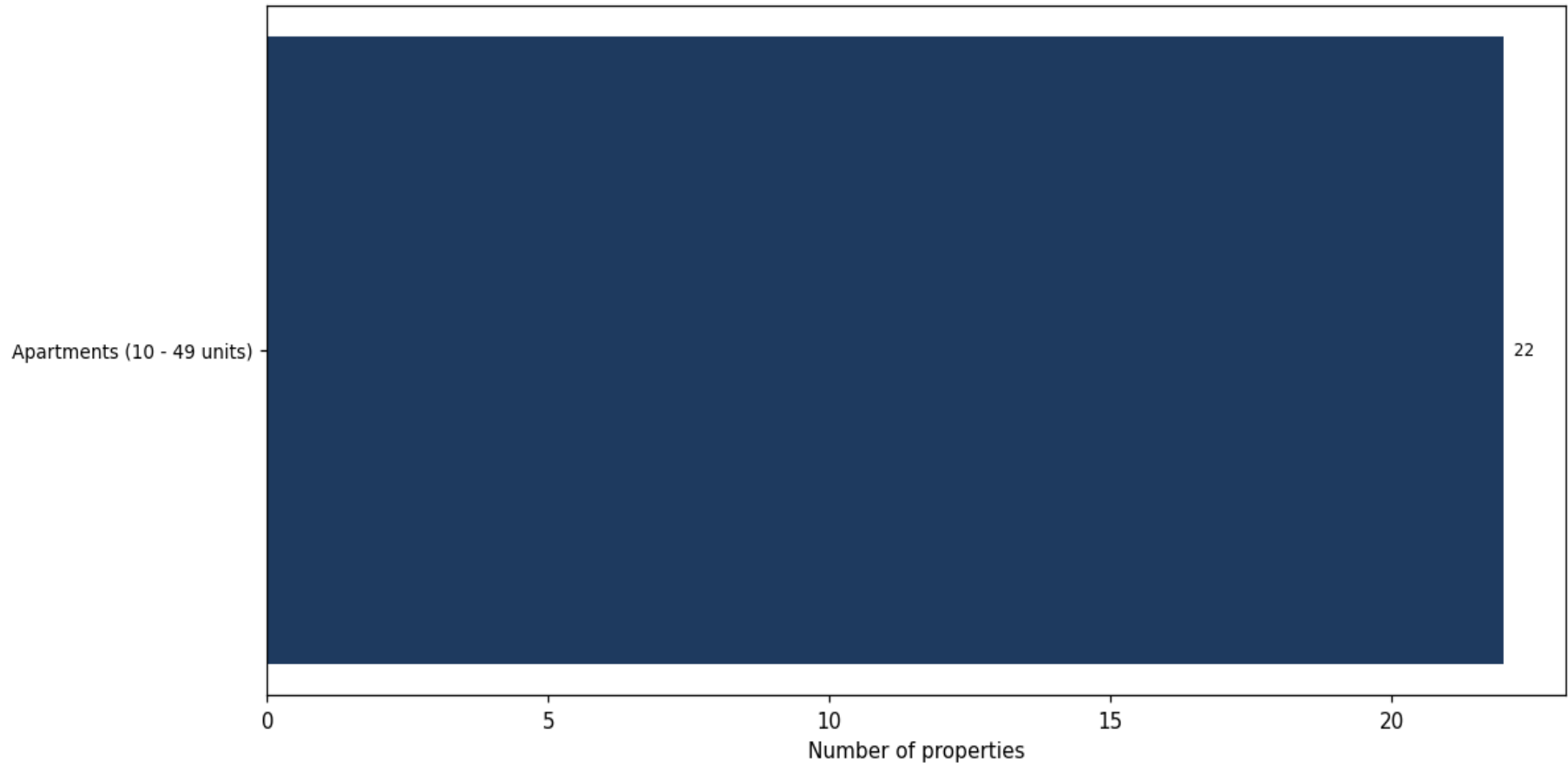
Market value distribution (n=22, top 1% trimmed for readability)



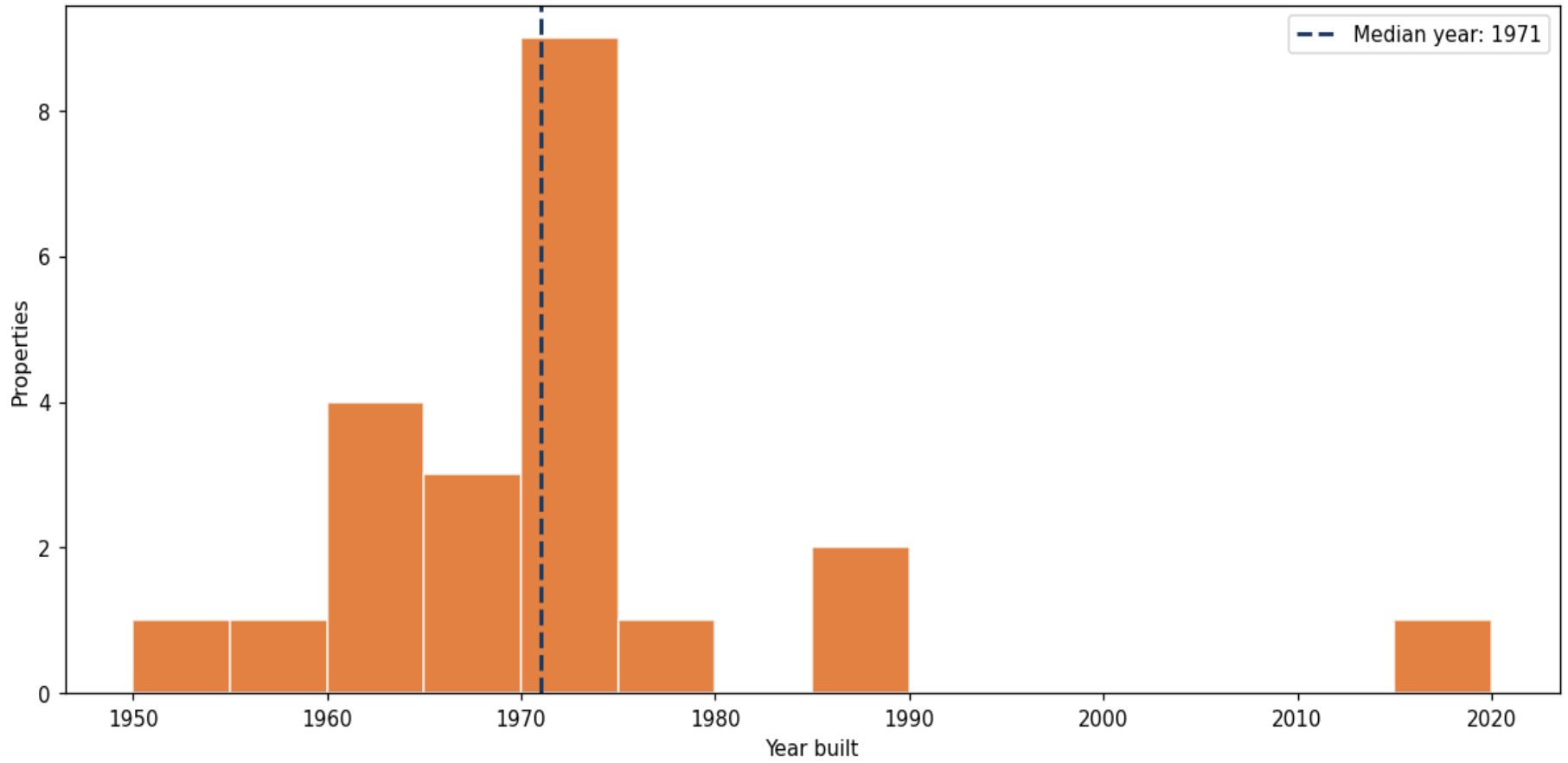
Building size vs. market value (n=20, outliers trimmed)



Top property types by count



Year built distribution (5-year buckets)



Market value vs. assessed value (gap = untaxed appreciation)

