

Pinellas Property Market Report

26 matching properties • May 30, 2026

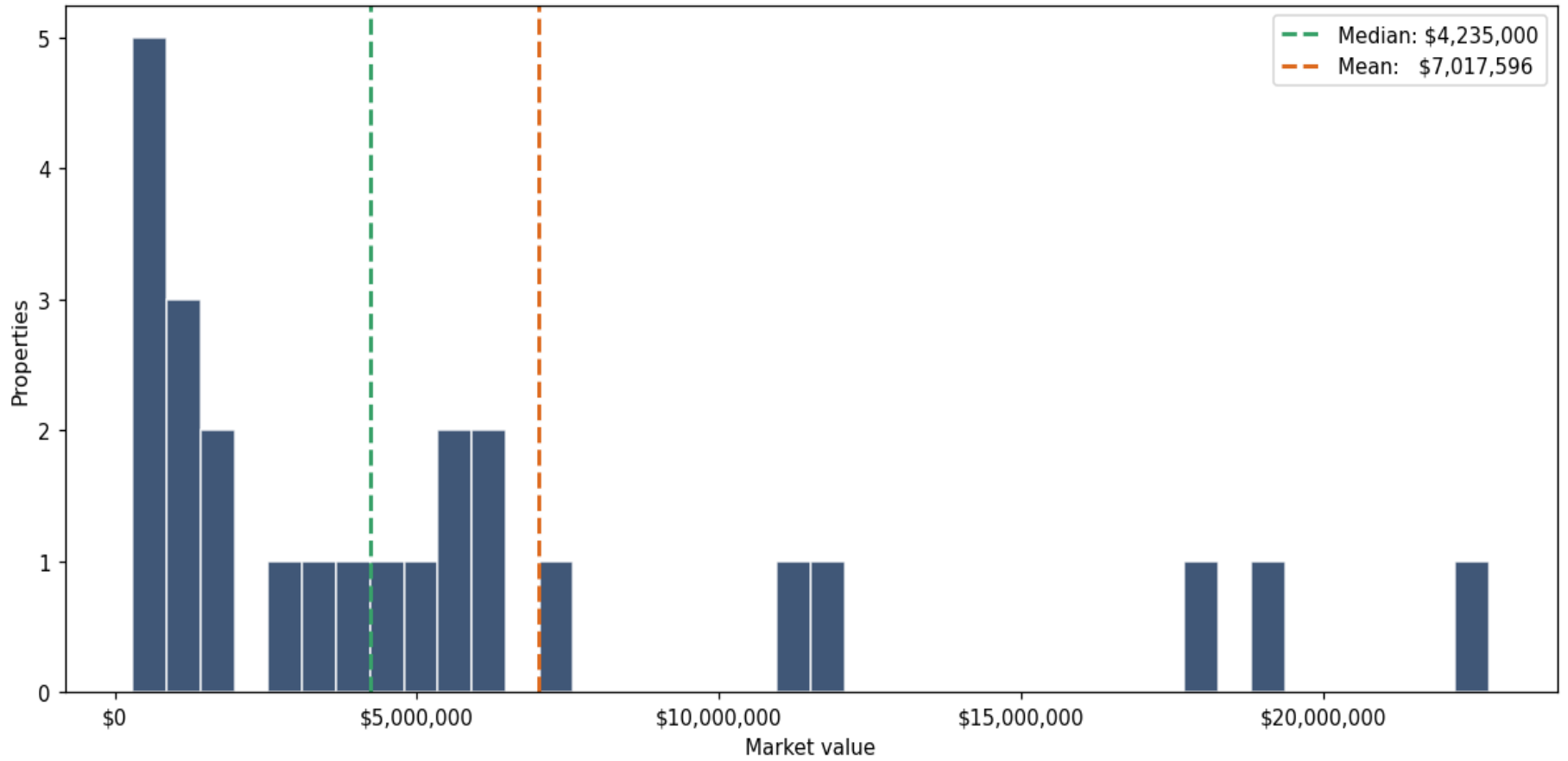
Filters applied	Headline numbers
City: Largo	Properties matched: 26
Property type: ALF (10 or more units)	Median market value: \$4,725,000
	Mean market value: \$7,017,596
	Min / Max: \$295,000 / \$40,000,000
	Mean square footage: 76,018

Top 26 properties by market value

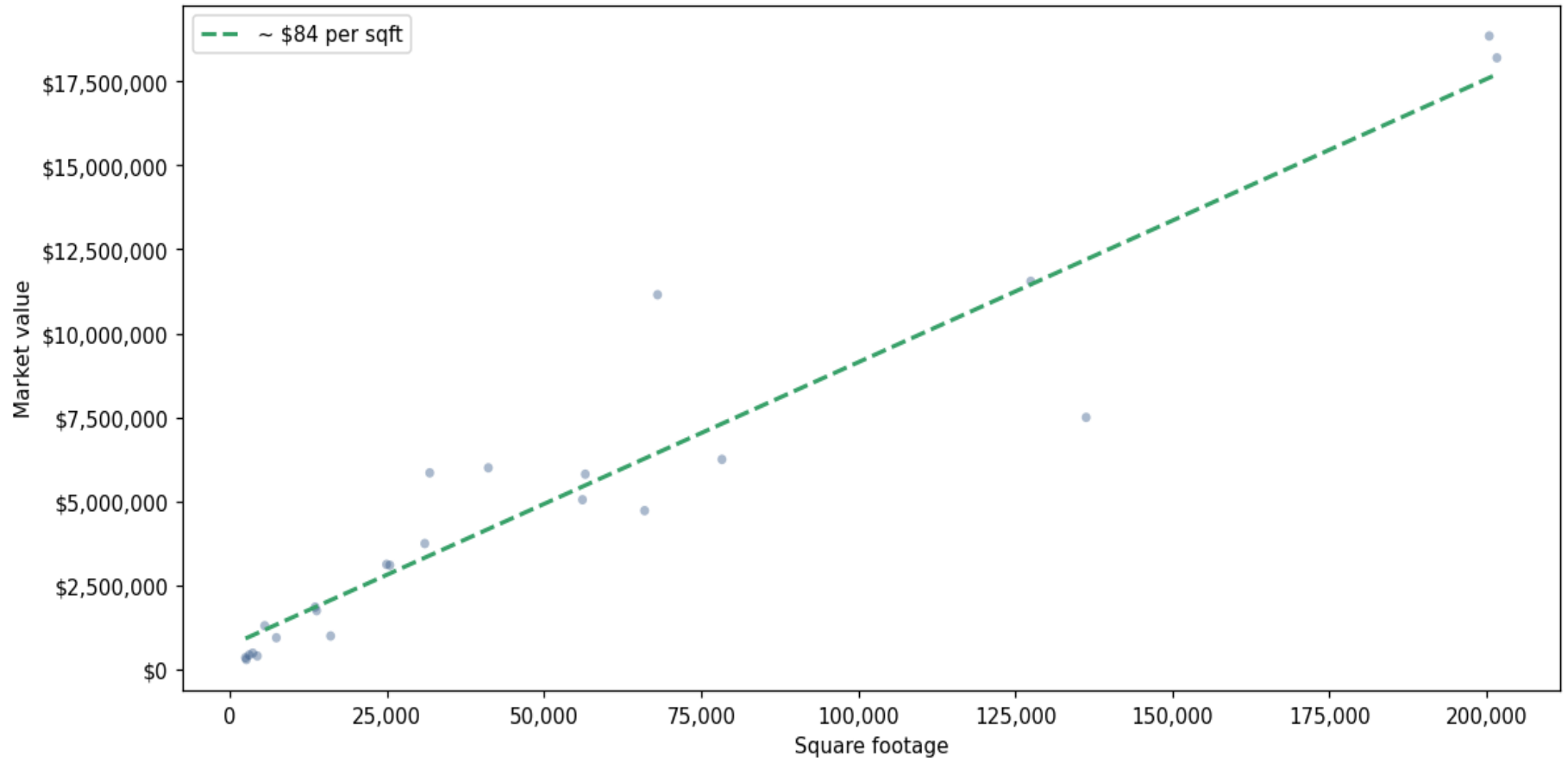
Address	City	Type	Market Value	Sq Ft	Year	Annual Tax
1150 8TH AVE SW	Largo	ALF (10 or more units)	\$40,000,000	487,614	1986	\$768,982
400 LAKE AVE NE	Largo	ALF (10 or more units)	\$22,750,000	271,262	1995	\$432,908
385 ALT KEENE RD	Largo	ALF (10 or more units)	\$18,850,000	200,448	1999	\$360,757
200 LAKE AVE NE	Largo	ALF (10 or more units)	\$18,200,000	201,666	1990	\$360,757
901 SEMINOLE BLVD	Largo	ALF (10 or more units)	\$11,550,000	127,469	1988	\$227,846
2050 EAST BAY DR	Largo	ALF (10 or more units)	\$11,150,000	68,062	2006	\$214,555
3600 OAK MANOR LN	Largo	ALF (10 or more units)	\$7,500,000	136,285	1974	\$151,898
1100 PONCE DE LEON BLVD	Largo	ALF (10 or more units)	\$6,250,000	78,312	1985	\$123,417
1145 PONCE DE LEON BLVD	Largo	ALF (10 or more units)	\$6,000,000	41,124	2014	\$115,822
1071 LAKE AVE NE	Largo	ALF (10 or more units)	\$5,850,000	31,794	2016	\$113,923
4175 EAST BAY DR	Largo	ALF (10 or more units)	\$5,810,000	56,558	1976	\$113,923
333 16TH AVE SE	Largo	ALF (10 or more units)	\$5,050,000	56,109	1992	\$97,201
750 STARKEY RD	Largo	ALF (10 or more units)	\$4,725,000	66,000	1989	\$96,835

Address	City	Type	Market Value	Sq Ft	Year	Annual Tax
455 BELCHER RD S	Largo	ALF (10 or more units)	\$3,745,000	31,010	2002	\$72,151
300 HIGHLAND AVE N	Largo	ALF (10 or more units)	\$3,125,000	24,920	1998	\$62,658
2769 WHITNEY RD	Largo	ALF (10 or more units)	\$3,100,000	25,453	2023	\$60,759
11355 131ST ST N	Largo	ALF (10 or more units)	\$1,855,000	13,562	1969	\$37,974
10476 131ST ST N	Largo	ALF (10 or more units)	\$1,750,000	13,796	1961	\$30,551
405 7TH AVE SW	Largo	ALF (10 or more units)	\$1,300,000	5,528	1940	\$28,481
1754 ENSLEY AVE	Largo	ALF (10 or more units)	\$995,000	16,018	1972	\$20,886
1810 S BELCHER RD	Largo	ALF (10 or more units)	\$942,500	7,379	1964	\$18,797
1623 ROBIN HOOD LN	Largo	ALF (10 or more units)	\$485,000	3,624	1959	\$9,494
1403 4TH ST SW	Largo	ALF (10 or more units)	\$430,000	3,061	1957	\$7,776
945 7TH ST NW	Largo	ALF (10 or more units)	\$400,000	4,350	1969	\$8,544
2179 DODGE ST	Largo	ALF (10 or more units)	\$350,000	2,466	1957	\$7,120
1105 MELBA CT	Largo	ALF (10 or more units)	\$295,000	2,606	1962	\$6,646

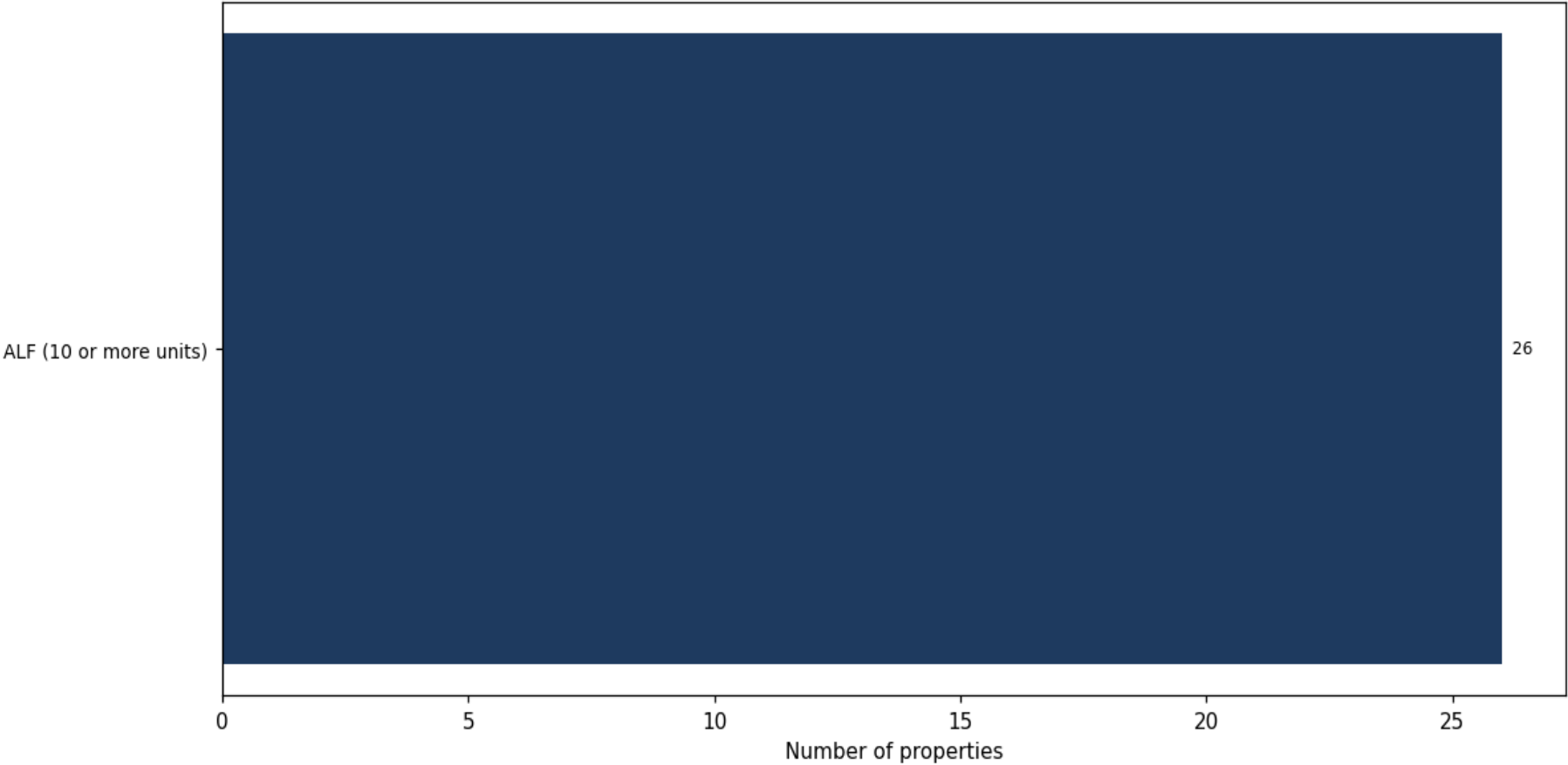
Market value distribution (n=26, top 1% trimmed for readability)



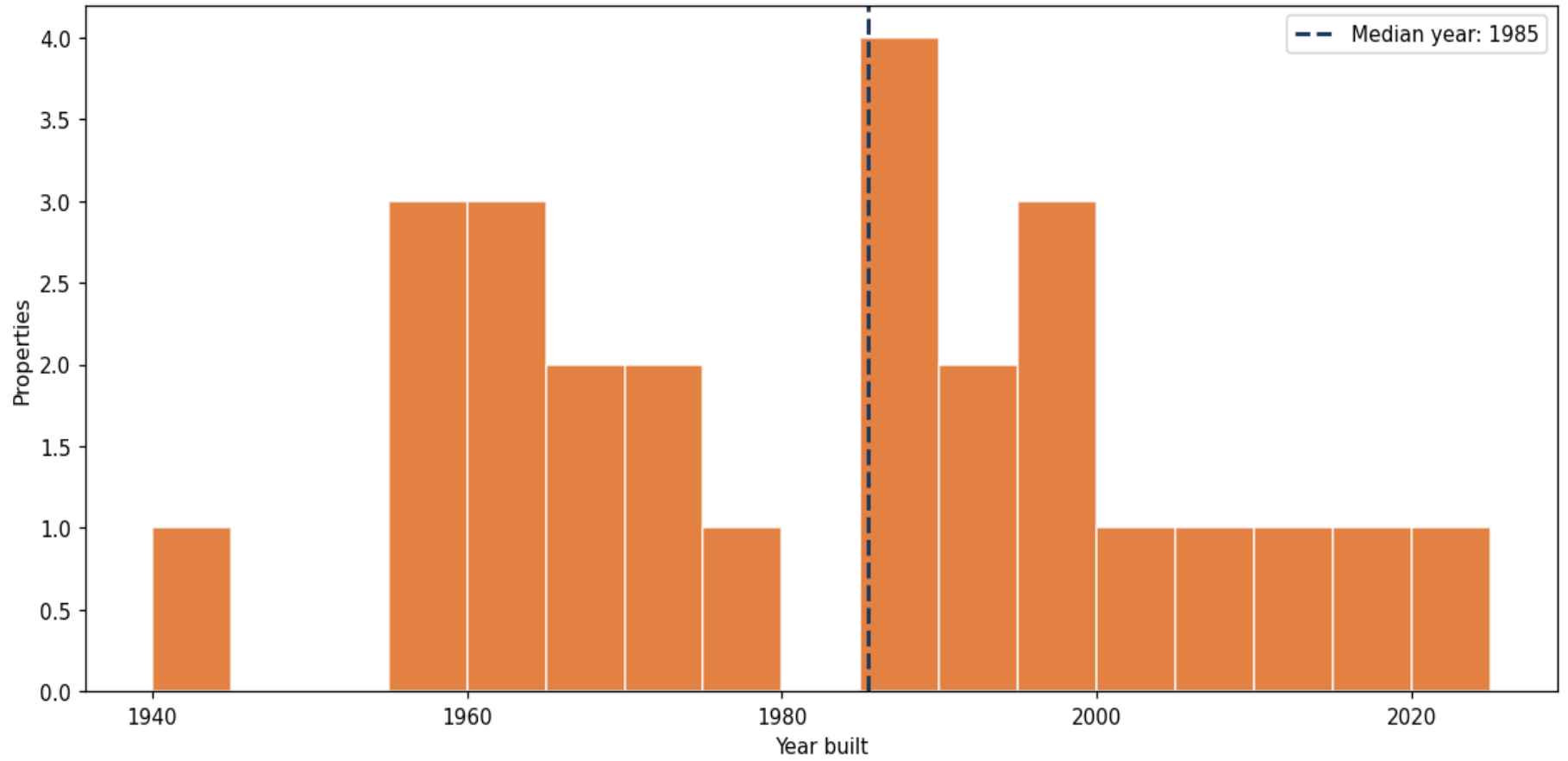
Building size vs. market value (n=24, outliers trimmed)



Top property types by count



Year built distribution (5-year buckets)



Market value vs. assessed value (gap = untaxed appreciation)

