

Pinellas Property Market Report

14 matching properties • May 30, 2026

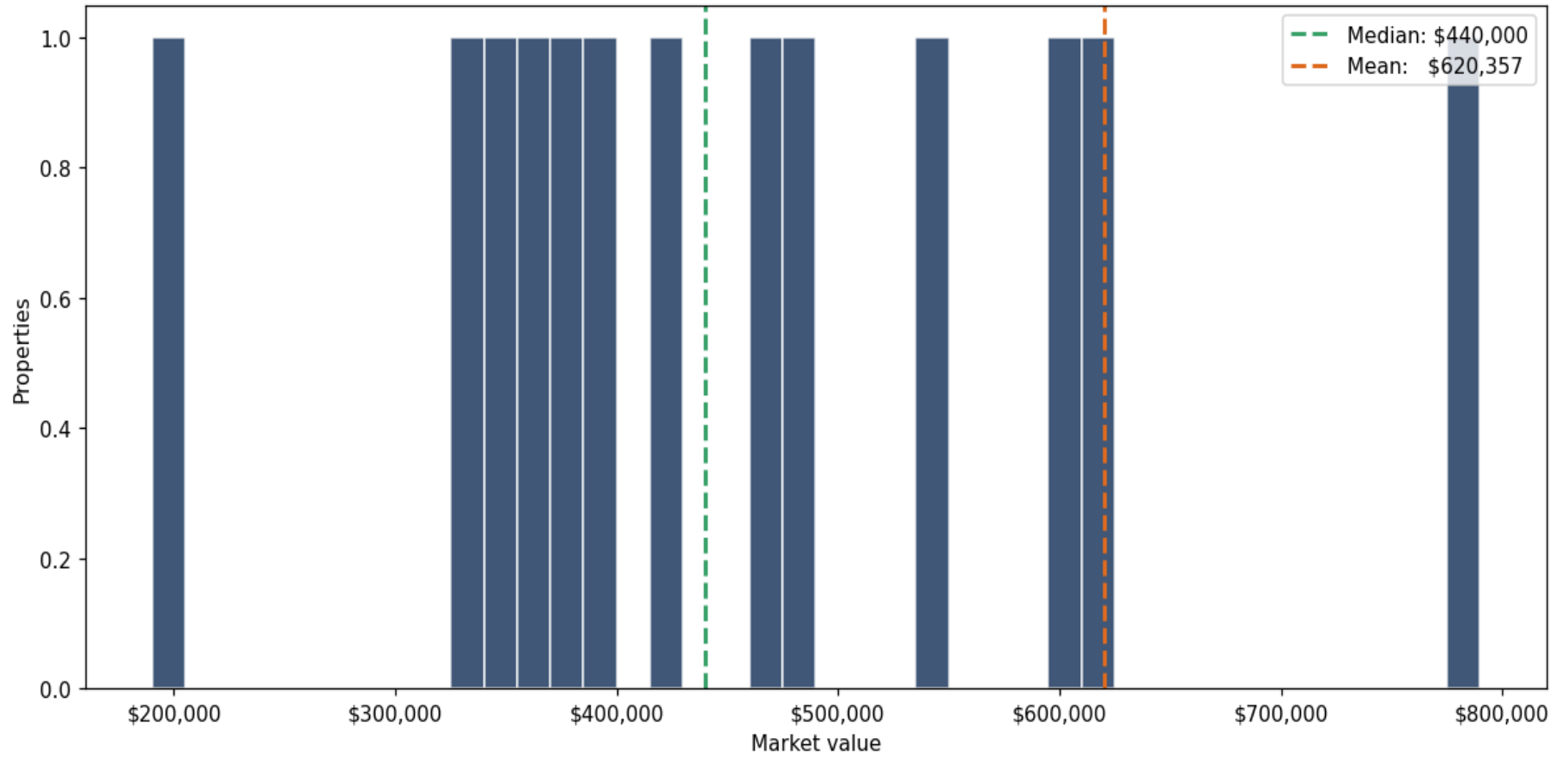
Filters applied	Headline numbers
City: Kenneth City	Properties matched: 14
Property type: Strip Store - (2 or more stores)	Median market value: \$465,000
	Mean market value: \$620,357
	Min / Max: \$190,000 / \$2,780,000
	Mean square footage: 7,708

Top 14 properties by market value

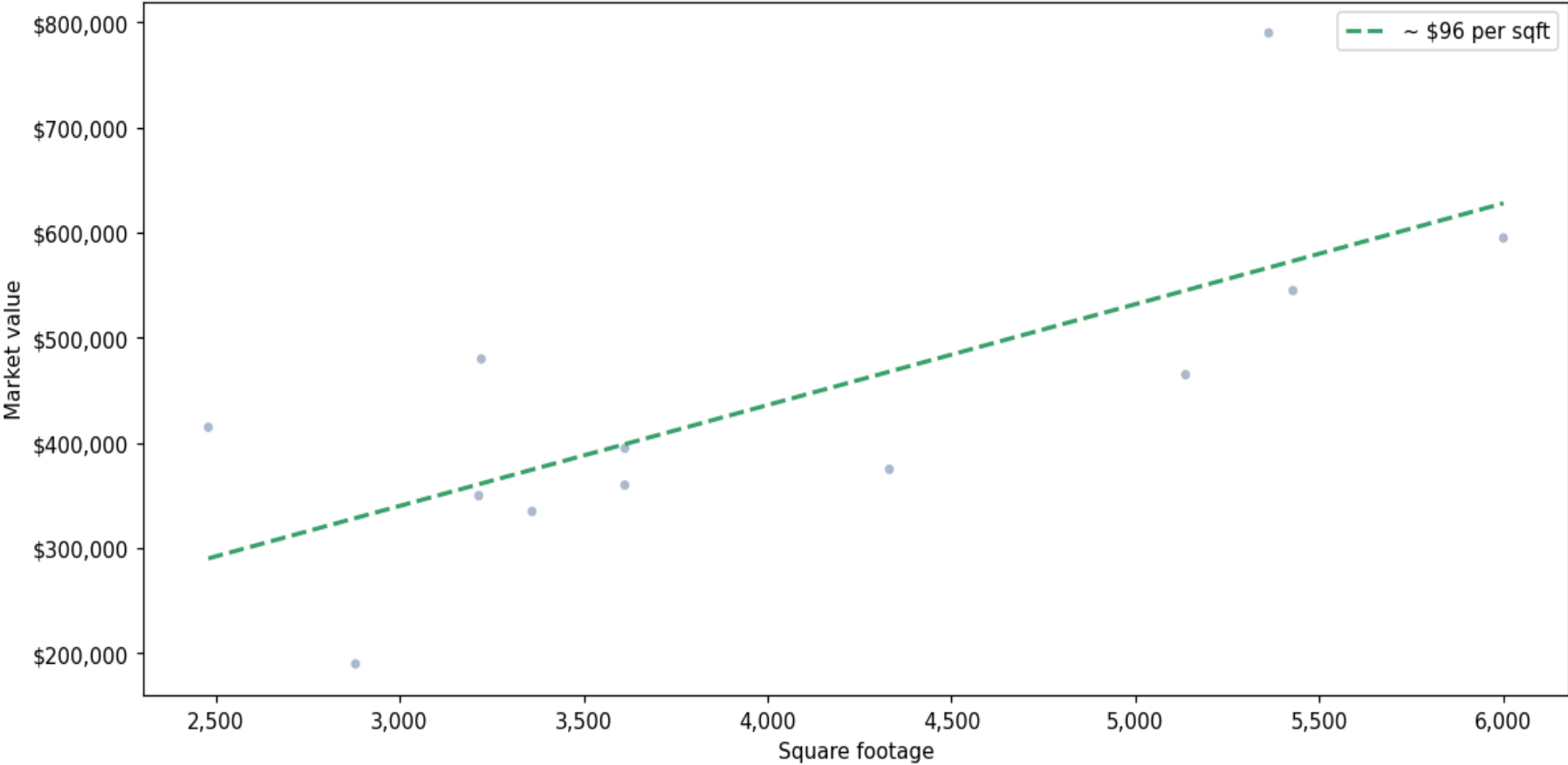
Address	City	Type	Market Value	Sq Ft	Year	Annual Tax
5400 58TH ST N	Kenneth City	Strip Store - (2 or more)	\$2,780,000	52,800	1974	\$56,918
5790 54TH AVE N	Kenneth City	Strip Store - (2 or more)	\$790,000	5,362	1958	\$15,267
4341 66TH ST N	Kenneth City	Strip Store - (2 or more)	\$610,000	6,480	1972	\$12,268
5848 54TH AVE N	Kenneth City	Strip Store - (2 or more)	\$595,000	6,000	1982	\$11,813
6202 54TH AVE N	Kenneth City	Strip Store - (2 or more)	\$545,000	5,428	1985	\$11,524
5770 54TH AVE N	Kenneth City	Strip Store - (2 or more)	\$480,000	3,222	1958	\$9,542
6101 54TH AVE N	Kenneth City	Strip Store - (2 or more)	\$465,000	5,136	1969	\$11,231
5758 54TH AVE N	Kenneth City	Strip Store - (2 or more)	\$415,000	2,480	1958	\$7,724
5787 54TH AVE N	Kenneth City	Strip Store - (2 or more)	\$395,000	3,612	1952	\$9,397
5907 54TH AVE N	Kenneth City	Strip Store - (2 or more)	\$375,000	4,331	1967	\$9,741
5900 54TH AVE N	Kenneth City	Strip Store - (2 or more)	\$360,000	3,612	1960	\$7,088
4299 66TH ST N	Kenneth City	Strip Store - (2 or more)	\$350,000	3,215	1958	\$6,725
5956 54TH AVE N	Kenneth City	Strip Store - (2 or more)	\$335,000	3,360	1950	\$6,634

Address	City	Type	Market Value	Sq Ft	Year	Annual Tax
5552 58TH ST N	Kenneth City	Strip Store - (2 or more	\$190,000	2,880	1982	\$3,808

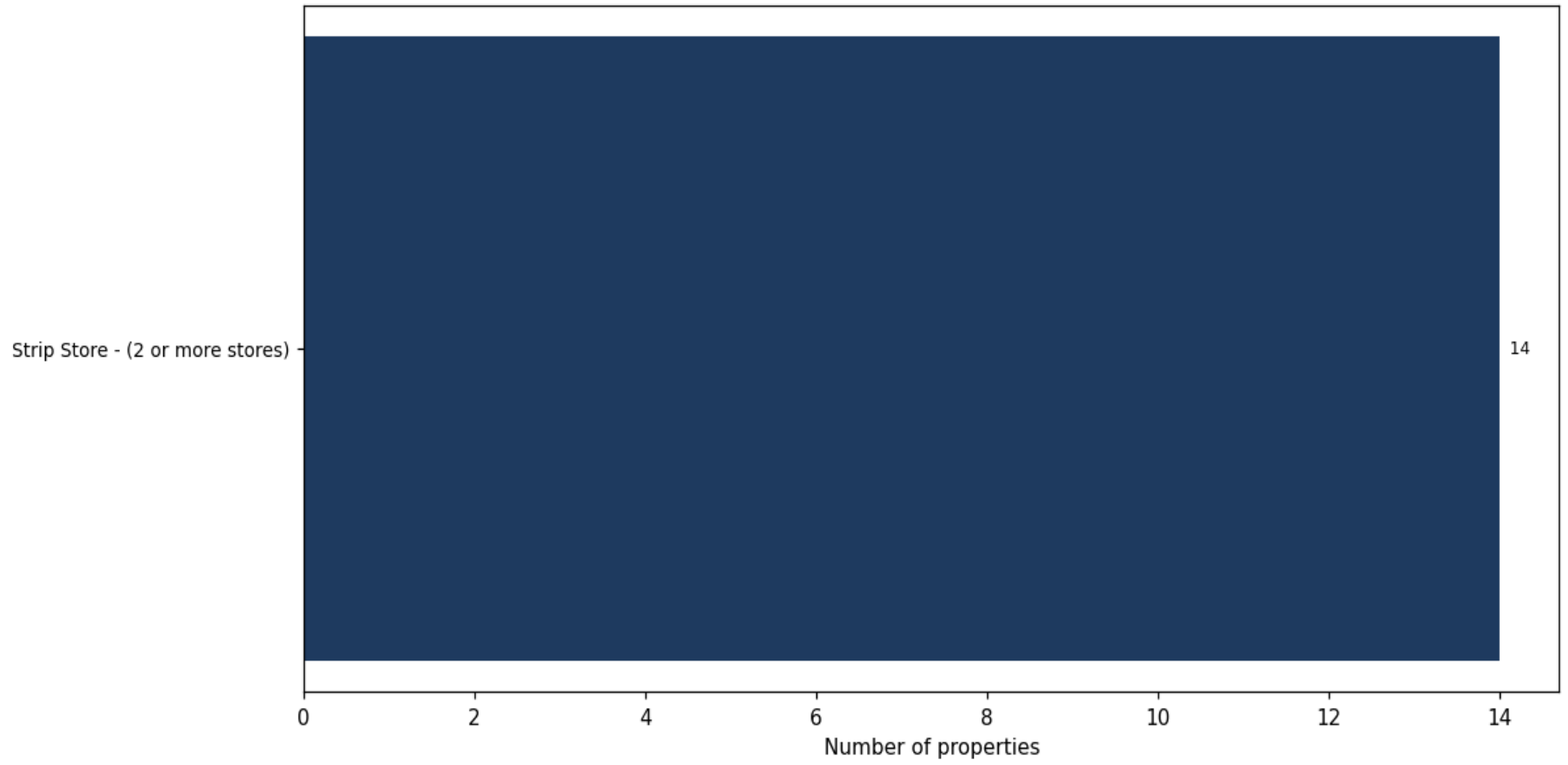
Market value distribution (n=14, top 1% trimmed for readability)



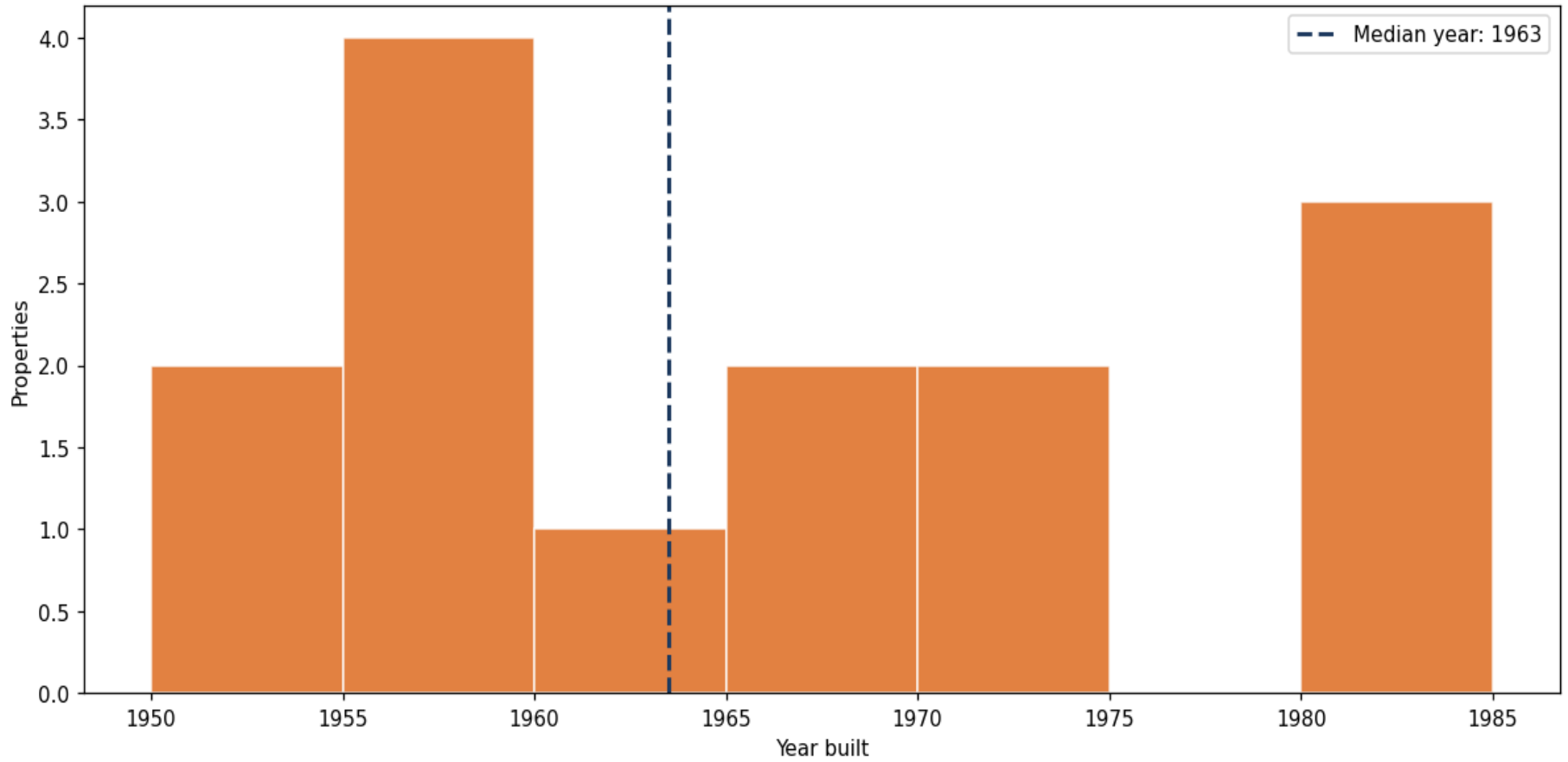
Building size vs. market value (n=12, outliers trimmed)



Top property types by count



Year built distribution (5-year buckets)



Market value vs. assessed value (gap = untaxed appreciation)

