

Pinellas Property Market Report

2,180 matching properties • May 30, 2026

Filters applied	Headline numbers
City: Kenneth City	Properties matched: 2,180
	Median market value: \$271,324
	Mean market value: \$297,368
	Min / Max: \$0 / \$25,273,830
	Mean square footage: 1,938

Top 200 properties by market value

Address	City	Type	Market Value	Sq Ft	Year	Annual Tax
4940 62ND ST N	Kenneth City	County Public Schools	\$25,273,830	338,723	1959	\$504,144
5651 58TH WAY N	Kenneth City	Apartments (50 units or	\$10,800,000	89,709	1974	\$216,448
4501 66TH ST N	Kenneth City	Superstores - Retail	\$9,900,000	99,464	1970	\$183,562
5870 56TH AVE N	Kenneth City	Apartments (50 units or	\$9,550,000	80,861	1972	\$192,398
4665 66TH ST N	Kenneth City	Neighborhood Shopping Ce	\$7,685,000	95,958	1985	\$141,852
4250 66TH ST N	Kenneth City	Skilled Nursing, Memory	\$6,600,000	72,162	1970	\$109,047
5946 54TH AVE N	Kenneth City	Apartments (50 units or	\$6,600,000	68,460	1972	\$119,952
5255 62ND ST N	Kenneth City	Apartments (50 units or	\$5,400,000	62,832	1969	\$108,224
4460 66TH ST N	Kenneth City	Neighborhood Shopping Ce	\$5,145,000	98,166	1989	\$138,948
4190 58TH ST N	Kenneth City	Apartments (50 units or	\$5,100,000	39,296	1966	\$92,236
5890 54TH AVE N	Kenneth City	Mini-Storage Warehouse	\$4,805,000	71,058	1979	\$87,238
6300 46TH AVE N	Kenneth City	Skilled Nursing, Memory	\$4,590,000	66,614	1963	\$84,511
4571 66TH ST N	Kenneth City	Supermarket	\$4,575,000	23,150	2023	\$113,591

Address	City	Type	Market Value	Sq Ft	Year	Annual Tax
5802 54TH AVE N	Kenneth City	Neighborhood Shopping Ce	\$3,365,000	49,752	1958	\$62,429
4401 58TH ST N	Kenneth City	Church, Church School, C	\$3,149,971	18,371	1984	\$47,348
4625 66TH ST N	Kenneth City	Convenience Store	\$3,020,000	6,150	2016	\$56,341
4600 58TH ST N	Kenneth City	City Gov't - Non-residen	\$2,830,942	10,000	1992	\$46,722
5400 58TH ST N	Kenneth City	Strip Store - (2 or more	\$2,780,000	52,800	1974	\$56,918
5867 54TH AVE N	Kenneth City	Garage (workshop) type u	\$2,515,000	34,890	1966	\$52,008
6214 54TH AVE N	Kenneth City	Apartments (10 - 49 unit	\$1,960,000	14,840	1985	\$39,281
5945 54TH AVE N	Kenneth City	Church, Church School, C	\$1,592,169	11,952	1950	\$32,455
6411 46TH AVE N	Kenneth City	ALF (10 or more units)	\$1,525,000	19,778	1969	\$29,079
5701 54TH AVE N	Kenneth City	Single Building Store	\$1,460,000	9,180	2016	\$30,062
6538 42ND AVE N	Kenneth City	Apartments (5-9 units)	\$1,350,000	5,028	1958	\$28,421
4600 66TH ST N	Kenneth City	Automobile Rental Agency	\$1,275,000	1,367	1950	\$28,948
4751 66TH ST N	Kenneth City	General Office	\$1,215,000	5,226	1986	\$22,082
4703 66TH ST N	Kenneth City	Fast Food Restaurant	\$1,190,000	3,160	2004	\$21,991
6000 54TH AVE N	Kenneth City	City Gov't - Non-residen	\$1,139,162	3,226	1992	\$22,237
5601 52ND AVE N	Kenneth City	Single Family Home	\$1,088,772	3,696	1988	\$19,000
5618 58TH ST N	Kenneth City	Church, Church School, C	\$910,833	3,948		\$17,689
5850 54TH AVE N	Kenneth City	Single Building Store	\$900,000	6,160	2023	\$17,084
6125 54TH AVE N	Kenneth City	Medical Office Building	\$890,000	5,084	2008	\$18,629
4320 65TH WAY N	Kenneth City	Apartments (10 - 49 unit	\$885,000	11,879	1973	\$16,721
6405 46TH AVE N	Kenneth City	Private Schools & Colleg	\$870,000	5,148	1947	\$19,158
5670 54TH AVE N	Kenneth City	General Office	\$840,000	9,700	1985	\$15,630
5790 54TH AVE N	Kenneth City	Strip Store - (2 or more	\$790,000	5,362	1958	\$15,267
6185 54TH AVE N	Kenneth City	Medical Office Building	\$790,000	5,856	1960	\$18,829
4599 66TH ST N	Kenneth City	Fast Food Restaurant	\$760,000	1,958	2012	\$14,540

Address	City	Type	Market Value	Sq Ft	Year	Annual Tax
4801 66TH ST N	Kenneth City	Single Building Store	\$745,000	7,112	1971	\$14,085
4559 66TH ST N	Kenneth City	Car Wash	\$720,000	3,192	2025	\$49,965
5825 54TH AVE N	Kenneth City	General Office	\$705,000	3,126	1977	\$14,590
4175 66TH ST N	Kenneth City	Restaurant, Cafeteria	\$690,000	4,140	1975	\$13,086
6577 49TH AVE N	Kenneth City	General Warehouse	\$617,000	5,814	2009	\$13,263
4341 66TH ST N	Kenneth City	Strip Store - (2 or more	\$610,000	6,480	1972	\$12,268
5848 54TH AVE N	Kenneth City	Strip Store - (2 or more	\$595,000	6,000	1982	\$11,813
5269 61ST WAY N	Kenneth City	Single Family Home	\$591,529	2,550	2015	\$10,637
6095 54TH AVE N	Kenneth City	General Warehouse	\$585,000	3,920	1965	\$14,439
5651 45TH AVE N	Kenneth City	Single Family Home	\$564,299	2,633	1965	\$10,449
4720 66TH ST N	Kenneth City	Single Building Store	\$550,000	8,946	1978	\$12,842
6202 54TH AVE N	Kenneth City	Strip Store - (2 or more	\$545,000	5,428	1985	\$11,524
5836 58TH AVE N	Kenneth City	Church, Church School, C	\$544,673	2,602	1959	\$11,275
5700 58TH ST N	Kenneth City	Single Family - more tha	\$541,700	2,958	1954	\$11,327
5731 42ND AVE N	Kenneth City	Single Family Home	\$518,662	1,742	1958	\$9,168
6215 43RD AVE N	Kenneth City	Single Family Home	\$515,804	1,999	1974	\$9,124
5742 54TH AVE N	Kenneth City	General Office	\$515,000	1,795	1964	\$9,360
4594 62ND ST N	Kenneth City	Single Family Home	\$510,717	2,090	1960	\$9,093
5827 59TH AVE N	Kenneth City	General Warehouse	\$510,000	6,400	2004	\$10,822
6201 43RD TER N	Kenneth City	Single Family Home	\$508,942	2,032	1977	\$9,342
6051 54TH AVE N	Kenneth City	General Office	\$508,500	3,200	1983	\$11,804
5500 43RD AVE N	Kenneth City	Single Family Home	\$504,147	1,806	1968	\$9,103
4315 55TH WAY N	Kenneth City	Single Family Home	\$501,622	2,319	1967	\$9,270
6205 43RD AVE N	Kenneth City	Single Family Home	\$496,568	1,969	1977	\$9,094
4852 56TH WAY N	Kenneth City	Single Family Home	\$495,556	1,622	2019	\$8,479

Address	City	Type	Market Value	Sq Ft	Year	Annual Tax
6262 43RD AVE N	Kenneth City	Single Family Home	\$483,742	1,912	1976	\$8,768
5540 54TH AVE N	Kenneth City	Single Family Home	\$483,111	928	1984	\$9,639
4874 LAKE CHARLES DR N	Kenneth City	Single Family Home	\$481,283	1,327	1956	\$8,426
4864 LAKE CHARLES DR N	Kenneth City	Single Family Home	\$480,454	2,096	1956	\$8,426
5770 54TH AVE N	Kenneth City	Strip Store - (2 or more	\$480,000	3,222	1958	\$9,542
5798 58TH ST N	Kenneth City	Single Family Home	\$479,149	1,937	1956	\$9,348
5801 54TH AVE N	Kenneth City	Convenience Store	\$475,000	2,250	1984	\$9,921
5700 54TH AVE N	Kenneth City	Single Building Store	\$475,000	3,108	1965	\$8,906
6364 42ND AVE N	Kenneth City	Single Family Home	\$474,165	2,056	1961	\$10,353
5217 61ST WAY N	Kenneth City	Single Family Home	\$470,478	2,378	1960	\$8,936
5845 47TH AVE N	Kenneth City	Single Family Home	\$467,601	2,382	1958	\$8,676
5750 44TH AVE N	Kenneth City	Single Family Home	\$467,395	2,136	1970	\$8,559
5133 LAKE CHARLES DR N	Kenneth City	Single Family Home	\$466,397	2,443	1956	\$8,365
5781 42ND AVE N	Kenneth City	Single Family Home	\$465,006	2,063	1962	\$8,539
6101 54TH AVE N	Kenneth City	Strip Store - (2 or more	\$465,000	5,136	1969	\$11,231
6261 43RD TER N	Kenneth City	Single Family Home	\$459,505	2,193	1978	\$8,454
4715 LAKE CHARLES WAY N	Kenneth City	Single Family Home	\$459,374	3,075	1959	\$8,559
6235 43RD AVE N	Kenneth City	Single Family Home	\$458,111	1,584	1975	\$8,168
6212 43RD AVE N	Kenneth City	Single Family Home	\$456,188	1,724	1976	\$8,195
6071 44TH AVE N	Kenneth City	Single Family Home	\$454,714	1,839	1960	\$8,173
5582 45TH AVE N	Kenneth City	Single Family Home	\$454,344	1,631	1965	\$7,931
6200 43RD TER N	Kenneth City	Single Family Home	\$451,053	1,732	1976	\$8,222
6222 43RD AVE N	Kenneth City	Single Family Home	\$449,559	1,700	1976	\$8,147
5980 49TH AVE N	Kenneth City	Single Family Home	\$448,070	1,866	1957	\$8,135
5524 49TH AVE N	Kenneth City	Single Family Home	\$447,866	2,223	1956	\$7,936

Address	City	Type	Market Value	Sq Ft	Year	Annual Tax
4320 63RD ST N	Kenneth City	Single Family Home	\$447,492	1,948	1975	\$8,102
5080 55TH ST N	Kenneth City	Single Family Home	\$446,958	1,970	1963	\$7,853
6382 44TH AVE N	Kenneth City	Single Family Home	\$446,678	1,876	1971	\$8,438
4300 63RD ST N	Kenneth City	Single Family Home	\$446,082	1,961	1976	\$8,150
6232 43RD AVE N	Kenneth City	Single Family Home	\$445,364	1,720	1976	\$8,005
5500 46TH AVE N	Kenneth City	Single Family Home	\$444,301	1,498	1969	\$7,485
6085 43RD TER N	Kenneth City	Single Family Home	\$444,014	1,867	1958	\$9,246
6252 43RD AVE N	Kenneth City	Single Family Home	\$443,760	1,762	1975	\$8,022
5633 52ND AVE N	Kenneth City	Single Family Home	\$442,869	1,830	2002	\$7,652
5671 42ND AVE N	Kenneth City	Single Family Home	\$442,844	1,836	1967	\$8,093
5520 54TH AVE N	Kenneth City	Single Family Home	\$441,137	1,438	1965	\$8,952
6211 43RD TER N	Kenneth City	Single Family Home	\$436,560	1,969	1977	\$7,904
6245 43RD AVE N	Kenneth City	Single Family Home	\$434,976	1,672	1977	\$7,841
6202 43RD AVE N	Kenneth City	Single Family Home	\$433,012	1,602	1976	\$8,018
4301 56TH ST N	Kenneth City	Single Family Home	\$432,193	1,611	1965	\$7,754
4370 63RD ST N	Kenneth City	Single Family Home	\$431,974	1,678	1977	\$7,837
4844 LAKE CHARLES DR N	Kenneth City	Single Family Home	\$431,645	2,091	1956	\$7,594
5685 54TH AVE N	Kenneth City	Single Family Home	\$431,085	2,656	1989	\$10,403
5965 51ST AVE N	Kenneth City	Single Family Home	\$430,146	1,898	1959	\$7,855
5560 43RD AVE N	Kenneth City	Single Family Home	\$430,066	1,647	1966	\$7,984
6210 43RD TER N	Kenneth City	Single Family Home	\$429,750	1,783	1975	\$7,772
4437 61ST LN N	Kenneth City	Single Family Home	\$427,527	1,807	1960	\$7,697
6074 43RD TER N	Kenneth City	Single Family Home	\$427,180	1,384	1976	\$8,829
6149 51ST TER N	Kenneth City	Single Family Home	\$426,962	1,816	1957	\$7,666
5550 43RD AVE N	Kenneth City	Single Family Home	\$425,914	1,660	1966	\$7,712

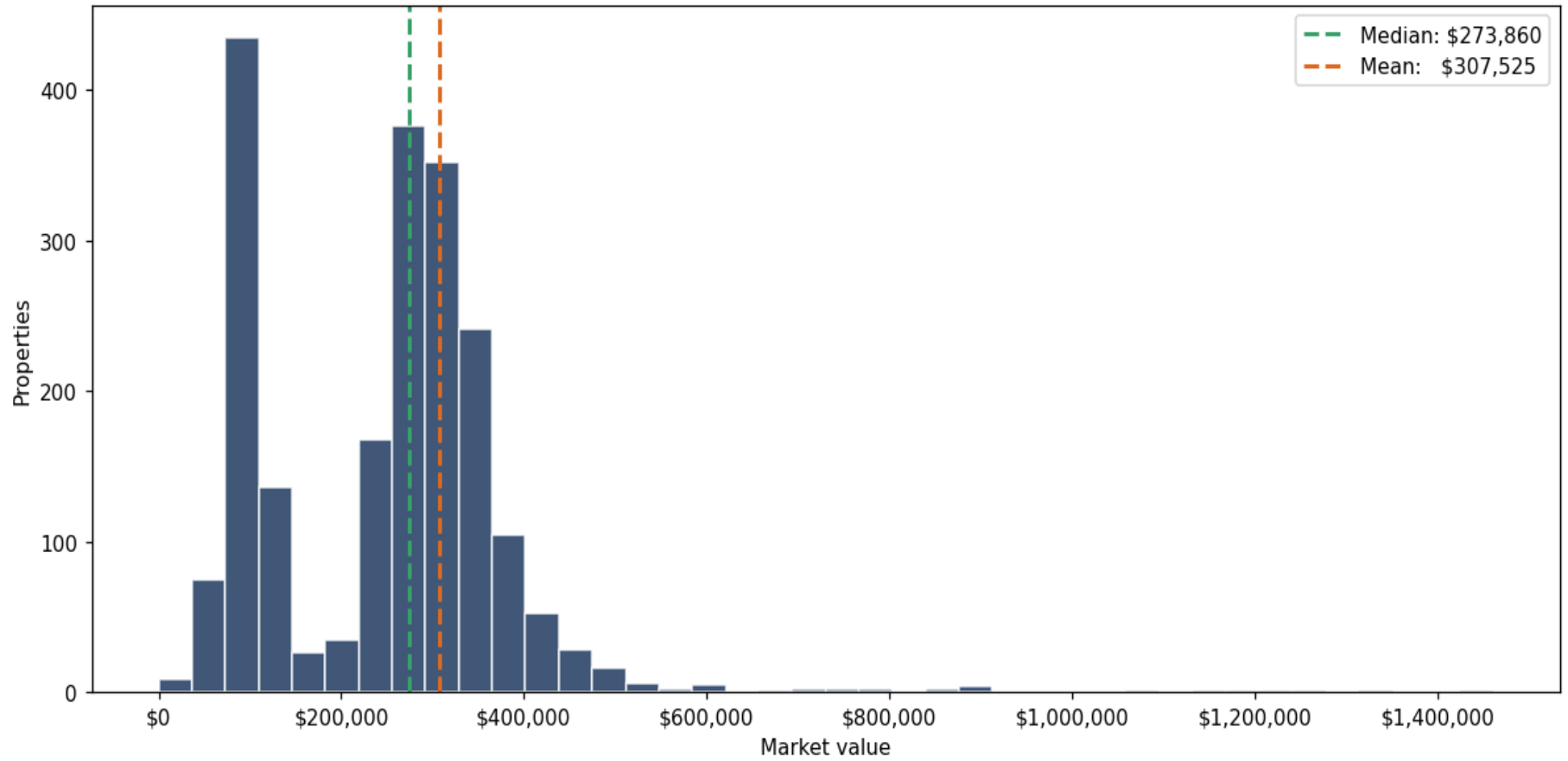
Address	City	Type	Market Value	Sq Ft	Year	Annual Tax
6255 43RD AVE N	Kenneth City	Single Family Home	\$425,704	1,710	1976	\$7,706
6231 43RD TER N	Kenneth City	Single Family Home	\$424,087	1,948	1977	\$7,680
4883 LAKE CHARLES DR N	Kenneth City	Single Family Home	\$422,625	2,396	1956	\$7,580
5972 52ND AVE N	Kenneth City	Single Family Home	\$422,168	1,965	1959	\$7,673
5716 44TH AVE N	Kenneth City	Single Family Home	\$421,115	1,395	1959	\$7,738
4310 55TH WAY N	Kenneth City	Single Family Home	\$420,435	1,865	1966	\$7,557
4367 56TH ST N	Kenneth City	Single Family Home	\$420,186	1,660	1965	\$7,853
4519 66TH ST N	Kenneth City	Vacant Commercial Land	\$420,000			\$9,360
5804 54TH AVE N	Kenneth City	Fast Food Restaurant	\$420,000	2,006	1960	\$8,179
4335 62ND ST N	Kenneth City	Single Family Home	\$419,716	1,391	1971	\$7,487
6272 45TH AVE N	Kenneth City	Single Family Home	\$418,005	1,621	1959	\$7,446
5127 62ND ST N	Kenneth City	Single Family Home	\$417,635	2,165	1958	\$7,682
4851 56TH WAY N	Kenneth City	Single Family Home	\$417,020	1,724	1956	\$7,305
4310 56TH ST N	Kenneth City	Single Family Home	\$416,566	1,740	1965	\$7,520
4390 56TH ST N	Kenneth City	Single Family Home	\$415,047	2,109	1964	\$7,667
6216 54TH AVE N	Kenneth City	Private Schools & Colleg	\$415,000	2,902	1985	\$8,618
5610 54TH AVE N	Kenneth City	Private Schools & Colleg	\$415,000	3,200	1984	\$9,158
5758 54TH AVE N	Kenneth City	Strip Store - (2 or more	\$415,000	2,480	1958	\$7,724
5780 44TH AVE N	Kenneth City	Single Family Home	\$414,691	1,792	1960	\$7,568
5248 61ST WAY N	Kenneth City	Single Family Home	\$412,608	1,789	1958	\$7,598
5924 51ST AVE N	Kenneth City	Single Family Home	\$411,888	1,657	1957	\$7,452
4310 63RD ST N	Kenneth City	Single Family Home	\$410,664	1,666	1975	\$7,418
5100 55TH ST N	Kenneth City	Single Family Home	\$410,514	2,106	1963	\$7,511
4713 61ST WAY N	Kenneth City	Single Family Home	\$409,893	2,160	1958	\$7,633
6225 43RD AVE N	Kenneth City	Single Family Home	\$409,506	1,924	1977	\$7,470

Address	City	Type	Market Value	Sq Ft	Year	Annual Tax
4363 62ND ST N	Kenneth City	Single Family Home	\$409,036	1,948	1972	\$7,415
5963 48TH AVE N	Kenneth City	Single Family Home	\$408,109	1,755	1957	\$7,419
4740 LAKE CHARLES DR N	Kenneth City	Single Family Home	\$407,659	1,538	1957	\$7,028
4401 55TH WAY N	Kenneth City	Single Family Home	\$407,236	1,615	1968	\$7,395
5000 55TH ST N	Kenneth City	Single Family Home	\$406,655	1,689	1972	\$7,127
5706 45TH AVE N	Kenneth City	Single Family Home	\$405,517	1,815	1964	\$7,327
4841 56TH WAY N	Kenneth City	Single Family Home	\$404,332	2,240	1956	\$7,707
6097 45TH AVE N	Kenneth City	Single Family Home	\$404,159	1,656	1958	\$7,328
5698 44TH AVE N	Kenneth City	Single Family Home	\$404,017	2,044	1971	\$7,252
4931 56TH WAY N	Kenneth City	Single Family Home	\$402,229	2,160	1960	\$7,163
6220 43RD TER N	Kenneth City	Single Family Home	\$401,701	1,696	1975	\$7,311
6043 43RD TER N	Kenneth City	Single Family Home	\$401,571	2,105	1958	\$8,654
6231 45TH AVE N	Kenneth City	Single Family Home	\$401,553	1,242	1959	\$6,978
5063 57TH ST N	Kenneth City	Single Family Home	\$401,085	1,512	1959	\$7,016
5950 58TH ST N	Kenneth City	Automobile Rental Agency	\$400,000	3,974	1948	\$8,417
5635 54TH AVE N	Kenneth City	Automobile Rental Agency	\$400,000	2,495	1947	\$9,626
4496 63RD ST N	Kenneth City	Single Family Home	\$399,892	1,757	1959	\$7,394
5526 43RD AVE N	Kenneth City	Single Family Home	\$399,714	1,895	1968	\$7,405
5968 46TH AVE N	Kenneth City	Single Family Home	\$399,225	1,744	1964	\$7,387
4631 60TH ST N	Kenneth City	Single Family Home	\$398,735	1,604	1963	\$7,353
4330 56TH ST N	Kenneth City	Single Family Home	\$398,639	1,395	1969	\$7,175
5651 44TH AVE N	Kenneth City	Single Family Home	\$398,619	1,700	1965	\$7,259
6250 43RD TER N	Kenneth City	Single Family Home	\$398,524	1,773	1977	\$7,263
5600 46TH AVE N	Kenneth City	Single Family Home	\$398,340	1,432	1968	\$7,273
5153 LAKE CHARLES DR N	Kenneth City	Single Family Home	\$396,614	1,926	1956	\$7,060

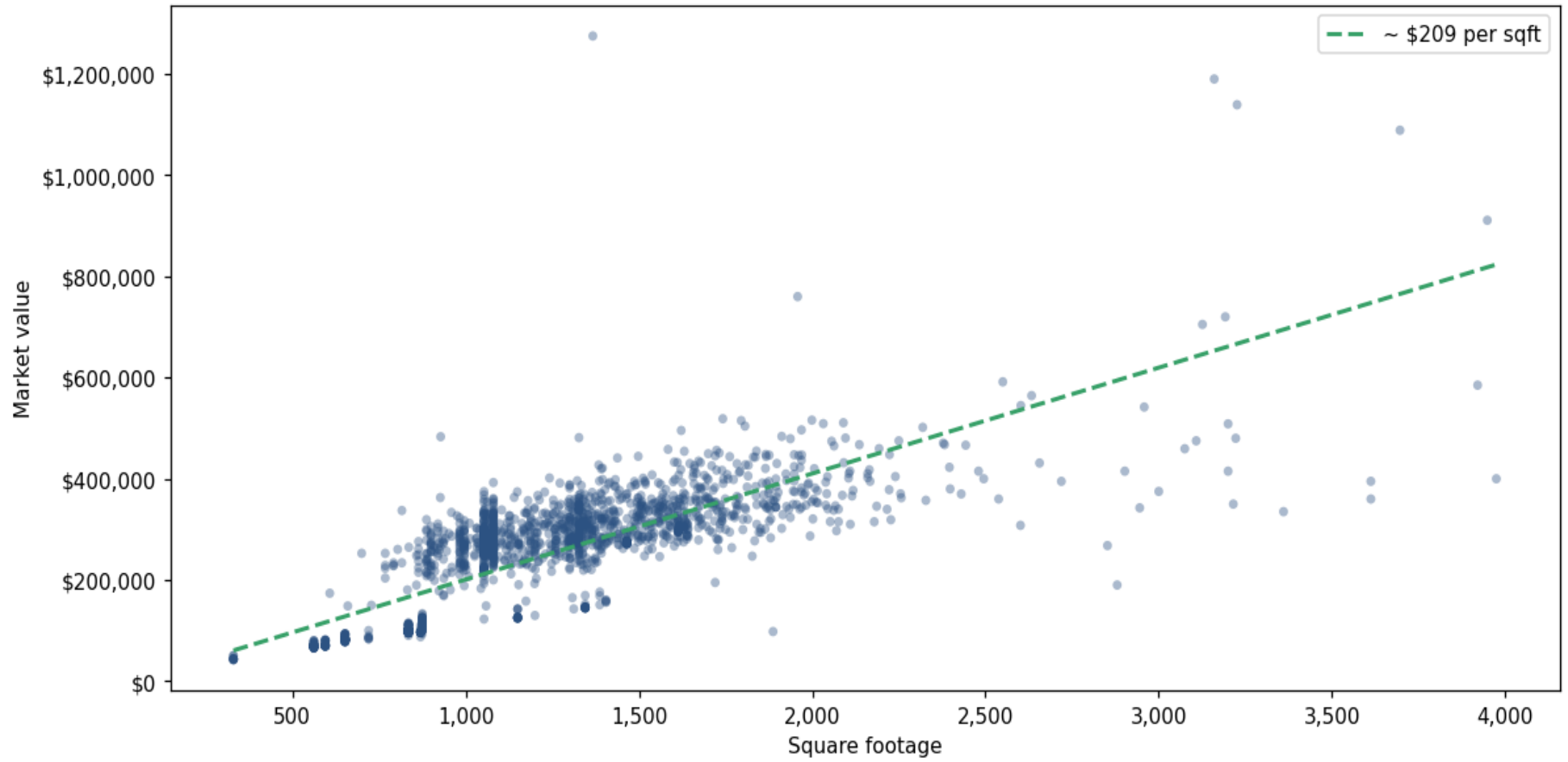
Address	City	Type	Market Value	Sq Ft	Year	Annual Tax
5571 57TH WAY N	Kenneth City	Single Family Home	\$396,021	1,322	1978	\$8,031
5547 45TH AVE N	Kenneth City	Single Family Home	\$395,775	1,517	1965	\$7,096
5681 45TH AVE N	Kenneth City	Single Family Home	\$395,511	1,386	1964	\$7,120
6242 43RD AVE N	Kenneth City	Single Family Home	\$395,394	1,948	1976	\$7,642
5787 54TH AVE N	Kenneth City	Strip Store - (2 or more	\$395,000	3,612	1952	\$9,397
5115 60TH WAY N	Kenneth City	Single Family Home	\$394,947	2,167	1958	\$7,356
4191 58TH WAY N	Kenneth City	Single Family Home	\$394,895	2,719	1956	\$8,431
5559 45TH AVE N	Kenneth City	Single Family Home	\$394,550	1,875	1965	\$7,170
6198 46TH AVE N	Kenneth City	Single Family Home	\$394,491	1,487	1960	\$7,132
6047 44TH AVE N	Kenneth City	Single Family Home	\$394,119	1,599	1960	\$7,139
6549 48TH AVE N	Kenneth City	Single Family Home	\$393,353	2,039	1954	\$8,452
5880 44TH AVE N	Kenneth City	Single Family Home	\$393,346	1,518	1957	\$7,087
6013 45TH AVE N	Kenneth City	Single Family Home	\$392,804	1,416	1963	\$7,132
5505 48TH AVE N	Kenneth City	Single Family Home	\$392,569	1,080	1963	\$6,840
5501 43RD AVE N	Kenneth City	Single Family Home	\$392,107	1,556	1969	\$7,096
5711 42ND AVE N	Kenneth City	Single Family Home	\$391,790	1,625	1958	\$7,162
5670 44TH AVE N	Kenneth City	Single Family Home	\$391,478	1,272	1960	\$7,177
4351 55TH WAY N	Kenneth City	Single Family Home	\$391,472	1,856	1966	\$7,119
5163 60TH WAY N	Kenneth City	Single Family Home	\$391,191	1,990	1959	\$7,165
5542 46TH AVE N	Kenneth City	Single Family Home	\$390,829	1,868	1970	\$7,152
4990 55TH ST N	Kenneth City	Single Family Home	\$390,820	1,743	1969	\$6,858
5056 58TH ST N	Kenneth City	Single Family Home	\$390,294	1,659	1957	\$7,114
6394 42ND AVE N	Kenneth City	Single Family Home	\$389,524	1,412	1958	\$8,255
5760 47TH AVE N	Kenneth City	Single Family Home	\$389,448	1,493	1959	\$6,809
5740 47TH AVE N	Kenneth City	Single Family Home	\$389,394	1,519	1956	\$6,777

Address	City	Type	Market Value	Sq Ft	Year	Annual Tax
5742 45TH AVE N	Kenneth City	Single Family Home	\$388,902	1,563	1964	\$7,021
6094 46TH AVE N	Kenneth City	Single Family Home	\$388,557	1,987	1958	\$7,094
4892 56TH WAY N	Kenneth City	Single Family Home	\$388,261	1,300	1956	\$6,801
4321 62ND ST N	Kenneth City	Single Family Home	\$387,520	1,489	1965	\$7,003
6450 49TH AVE N	Kenneth City	Single Family Home	\$386,627	1,334	1999	\$6,964
5532 48TH AVE N	Kenneth City	Single Family Home	\$386,386	1,300	1956	\$6,800
4361 55TH WAY N	Kenneth City	Single Family Home	\$385,649	1,429	1972	\$7,002
6012 45TH AVE N	Kenneth City	Single Family Home	\$384,860	1,692	1960	\$7,023
5525 43RD AVE N	Kenneth City	Single Family Home	\$384,784	1,896	1968	\$7,001
6459 43RD AVE N	Kenneth City	Single Family Home	\$384,621	1,837	1959	\$7,236
5025 55TH ST N	Kenneth City	Single Family Home	\$384,590	1,433	1968	\$7,723
4381 55TH WAY N	Kenneth City	Single Family Home	\$384,201	1,477	1967	\$7,021

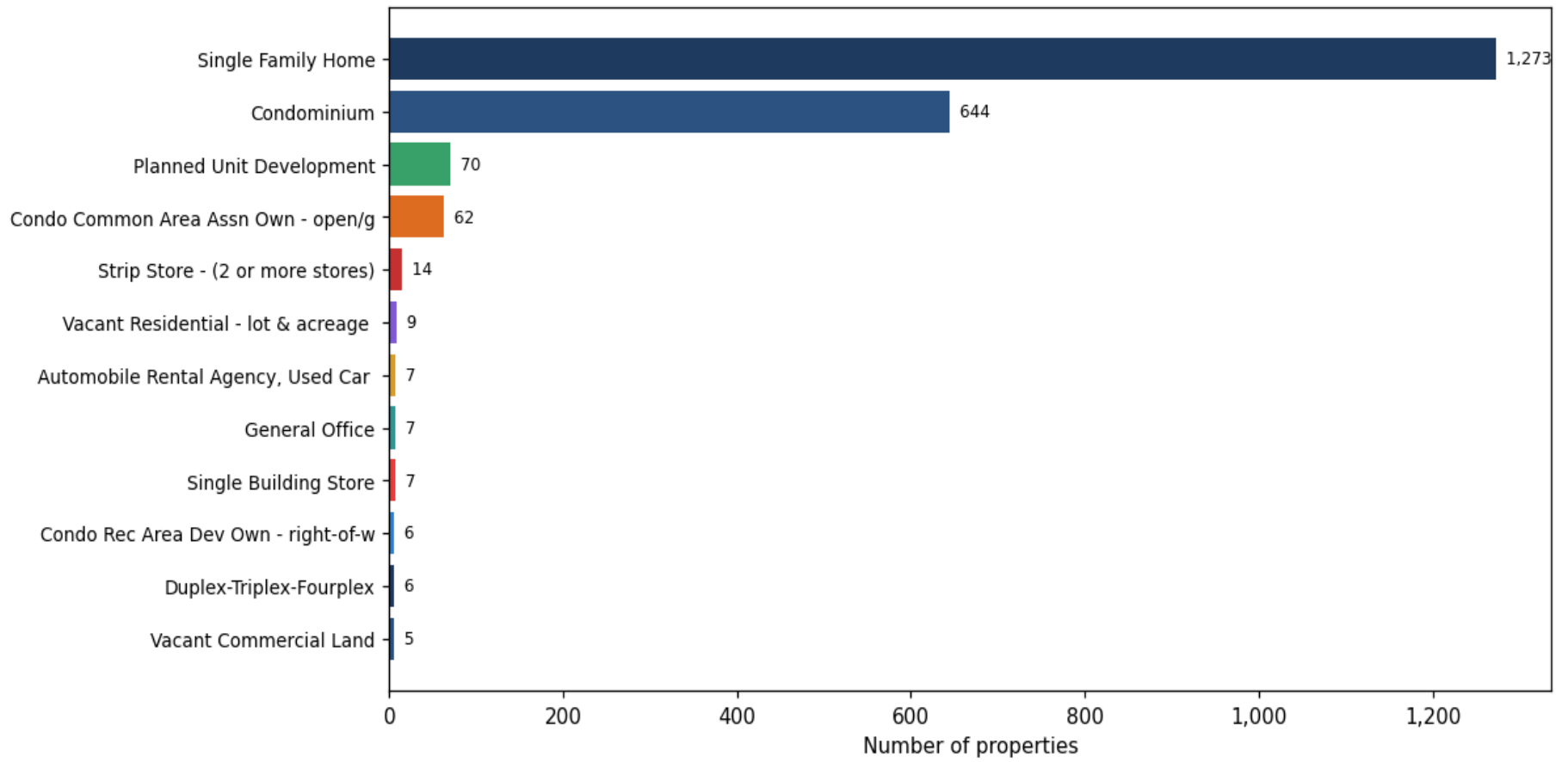
Market value distribution (n=2,108, top 1% trimmed for readability)



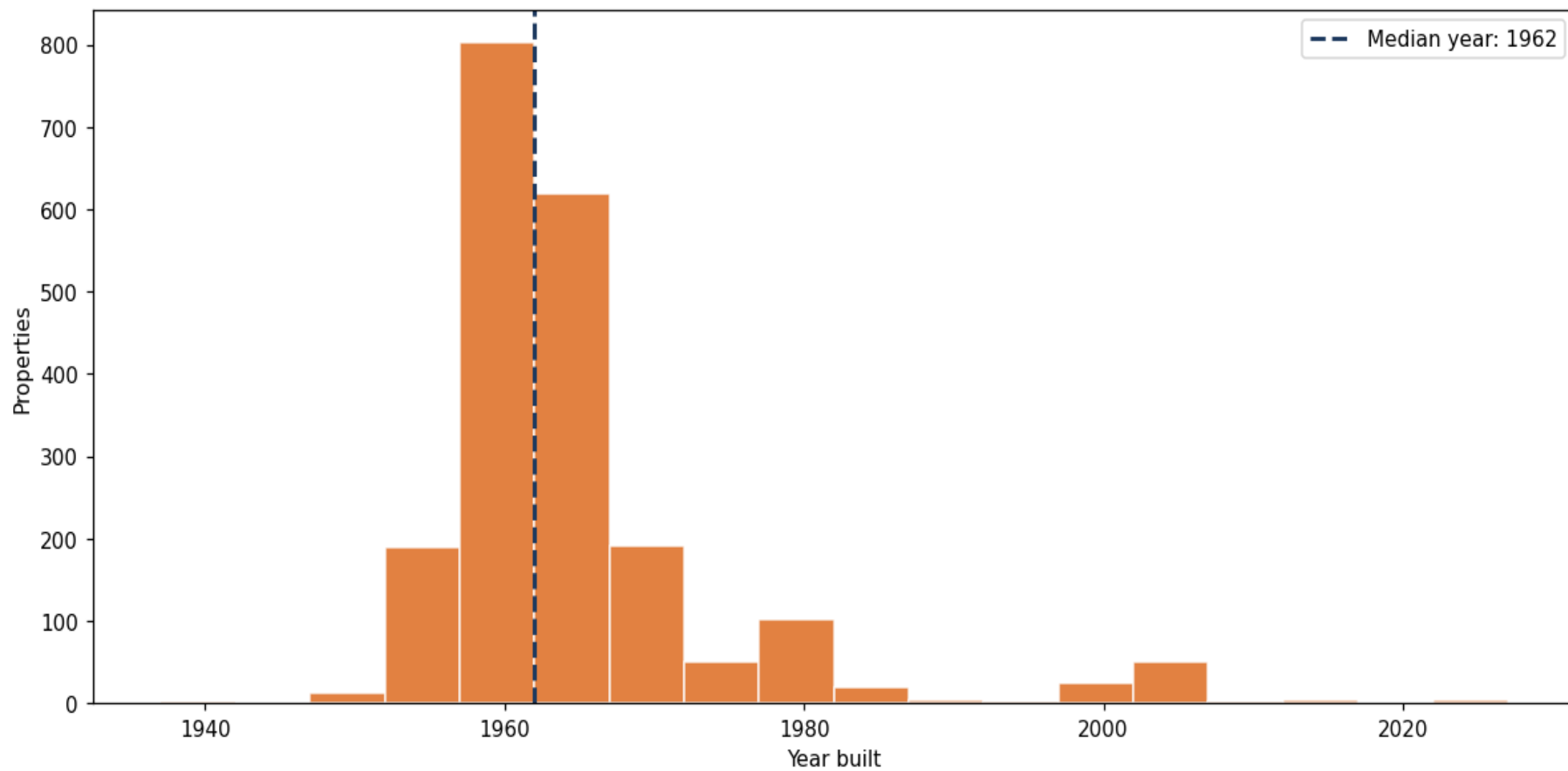
Building size vs. market value (n=2,038, outliers trimmed)



Top property types by count



Year built distribution (5-year buckets)



Market value vs. assessed value (gap = untaxed appreciation)

