

# Pinellas Property Market Report

181 matching properties • May 30, 2026

Filters applied	Headline numbers
<b>City:</b> Indian Shores	<b>Properties matched:</b> 181
<b>Property type:</b> Planned Unit Development	<b>Median market value:</b> \$871,961
	<b>Mean market value:</b> \$889,774
	<b>Min / Max:</b> \$439,712 / \$2,611,021
	<b>Mean square footage:</b> 1,929

## Top 181 properties by market value

Address	City	Type	Market Value	Sq Ft	Year	Annual Tax
18700 GULF BLVD # 4	Indian Shores	Planned Unit Development	\$2,611,021	3,064	2002	\$39,018
18700 GULF BLVD # 3	Indian Shores	Planned Unit Development	\$2,285,318	2,960	2002	\$37,080
18700 GULF BLVD # 6	Indian Shores	Planned Unit Development	\$2,280,958	2,960	2002	\$36,823
18700 GULF BLVD # 5	Indian Shores	Planned Unit Development	\$2,280,443	2,960	2002	\$36,554
18700 GULF BLVD # 2	Indian Shores	Planned Unit Development	\$2,280,443	2,960	2002	\$36,762
18700 GULF BLVD # 1	Indian Shores	Planned Unit Development	\$2,280,443	2,960	2002	\$37,000
18700 GULF BLVD # 8	Indian Shores	Planned Unit Development	\$2,270,643	2,960	2002	\$36,747
18700 GULF BLVD # 10	Indian Shores	Planned Unit Development	\$2,260,843	2,960	2002	\$36,106
18700 GULF BLVD # 9	Indian Shores	Planned Unit Development	\$2,260,843	2,960	2002	\$36,680
18700 GULF BLVD # 7	Indian Shores	Planned Unit Development	\$2,127,852	3,064	2002	\$32,669
18522 GULF BLVD # B	Indian Shores	Planned Unit Development	\$1,520,919	2,287	1996	\$22,629
18522 GULF BLVD # A	Indian Shores	Planned Unit Development	\$1,382,654	2,287	1996	\$20,833
19915 GULF BLVD # 801	Indian Shores	Planned Unit Development	\$1,321,904	2,552	2018	\$19,283

Address	City	Type	Market Value	Sq Ft	Year	Annual Tax
19915 GULF BLVD # 808	Indian Shores	Planned Unit Development	\$1,315,882	2,543	2018	\$19,167
19915 GULF BLVD # 708	Indian Shores	Planned Unit Development	\$1,302,574	2,543	2016	\$19,055
19915 GULF BLVD # 701	Indian Shores	Planned Unit Development	\$1,268,666	2,552	2016	\$18,498
19915 GULF BLVD # 804	Indian Shores	Planned Unit Development	\$1,206,299	2,298	2018	\$17,723
18832 GULF BLVD # 9	Indian Shores	Planned Unit Development	\$1,198,154	1,729	1996	\$17,874
19218 GULF BLVD # 1	Indian Shores	Planned Unit Development	\$1,187,107	2,186	2004	\$18,640
19915 GULF BLVD # 806	Indian Shores	Planned Unit Development	\$1,176,675	2,298	2018	\$17,238
19211 GULF BLVD	Indian Shores	Planned Unit Development	\$1,171,775	2,873	2005	\$21,475
19206 GULF BLVD # 105	Indian Shores	Planned Unit Development	\$1,170,730	2,186	2002	\$18,319
19206 GULF BLVD # 101	Indian Shores	Planned Unit Development	\$1,170,730	2,186	2002	\$18,380
19218 GULF BLVD # 5	Indian Shores	Planned Unit Development	\$1,170,107	2,186	2004	\$18,359
19915 GULF BLVD # 802	Indian Shores	Planned Unit Development	\$1,168,686	2,298	2018	\$17,102
19915 GULF BLVD # 807	Indian Shores	Planned Unit Development	\$1,168,424	2,236	2018	\$17,150
19218 GULF BLVD # 3	Indian Shores	Planned Unit Development	\$1,164,043	2,186	2004	\$18,305
19915 GULF BLVD # 805	Indian Shores	Planned Unit Development	\$1,162,196	2,236	2018	\$17,054
19915 GULF BLVD # 803	Indian Shores	Planned Unit Development	\$1,159,816	2,236	2018	\$17,012
19915 GULF BLVD # 702	Indian Shores	Planned Unit Development	\$1,158,107	2,298	2016	\$17,016
19915 GULF BLVD # 306	Indian Shores	Planned Unit Development	\$1,151,447	2,543	2019	\$16,724
19206 GULF BLVD # 103	Indian Shores	Planned Unit Development	\$1,148,288	2,186	2002	\$18,062
19206 GULF BLVD # 102	Indian Shores	Planned Unit Development	\$1,148,288	2,186	2002	\$18,062
19206 GULF BLVD # 104	Indian Shores	Planned Unit Development	\$1,148,288	2,186	2002	\$18,068
19218 GULF BLVD # 4	Indian Shores	Planned Unit Development	\$1,147,043	2,186	2004	\$17,999
19218 GULF BLVD # 2	Indian Shores	Planned Unit Development	\$1,147,043	2,186	2004	\$17,999
19915 GULF BLVD # 301	Indian Shores	Planned Unit Development	\$1,141,923	2,552	2019	\$16,582
19915 GULF BLVD # 704	Indian Shores	Planned Unit Development	\$1,124,447	2,298	2016	\$16,472

Address	City	Type	Market Value	Sq Ft	Year	Annual Tax
19915 GULF BLVD # 706	Indian Shores	Planned Unit Development	\$1,123,917	2,298	2016	\$16,461
18832 GULF BLVD # 1	Indian Shores	Planned Unit Development	\$1,122,953	1,729	1997	\$16,787
18832 GULF BLVD # 12	Indian Shores	Planned Unit Development	\$1,120,938	1,729	1996	\$16,721
19217 GULF BLVD	Indian Shores	Planned Unit Development	\$1,111,358	2,873	2005	\$20,510
19215 GULF BLVD	Indian Shores	Planned Unit Development	\$1,111,358	2,873	2005	\$20,510
19213 GULF BLVD	Indian Shores	Planned Unit Development	\$1,111,358	2,873	2005	\$20,510
18832 GULF BLVD # 3	Indian Shores	Planned Unit Development	\$1,101,257	1,729	1997	\$16,481
18832 GULF BLVD # 10	Indian Shores	Planned Unit Development	\$1,099,285	1,729	1996	\$16,410
18832 GULF BLVD # 11	Indian Shores	Planned Unit Development	\$1,099,243	1,729	1996	\$16,391
18832 GULF BLVD # 5	Indian Shores	Planned Unit Development	\$1,099,243	1,729	1996	\$16,436
18832 GULF BLVD # 7	Indian Shores	Planned Unit Development	\$1,099,243	1,729	1996	\$16,396
18832 GULF BLVD # 8	Indian Shores	Planned Unit Development	\$1,099,243	1,729	1996	\$16,448
18832 GULF BLVD # 4	Indian Shores	Planned Unit Development	\$1,099,047	1,729	1997	\$16,443
18832 GULF BLVD # 2	Indian Shores	Planned Unit Development	\$1,099,047	1,729	1997	\$16,446
18832 GULF BLVD # 6	Indian Shores	Planned Unit Development	\$1,097,075	1,729	1996	\$16,358
19915 GULF BLVD # 703	Indian Shores	Planned Unit Development	\$1,096,744	2,236	2016	\$16,072
19915 GULF BLVD # 705	Indian Shores	Planned Unit Development	\$1,096,010	2,236	2016	\$16,057
19915 GULF BLVD # 707	Indian Shores	Planned Unit Development	\$1,084,539	2,134	2016	\$15,972
19915 GULF BLVD # 401	Indian Shores	Planned Unit Development	\$1,077,520	2,552	2019	\$15,661
19915 GULF BLVD # 606	Indian Shores	Planned Unit Development	\$1,062,424	2,552	2017	\$15,472
19915 GULF BLVD # 406	Indian Shores	Planned Unit Development	\$1,057,769	2,543	2019	\$15,329
19219 GULF BLVD	Indian Shores	Planned Unit Development	\$1,045,197	2,873	2005	\$21,475
19915 GULF BLVD # 304	Indian Shores	Planned Unit Development	\$1,029,172	2,298	2019	\$15,003
19915 GULF BLVD # 201	Indian Shores	Planned Unit Development	\$1,027,174	2,552	2019	\$14,863
19915 GULF BLVD # 206	Indian Shores	Planned Unit Development	\$1,025,840	2,543	2019	\$14,838

Address	City	Type	Market Value	Sq Ft	Year	Annual Tax
19915 GULF BLVD # 302	Indian Shores	Planned Unit Development	\$1,021,624	2,298	2019	\$14,896
18522 GULF BLVD # D	Indian Shores	Planned Unit Development	\$976,345	1,979	1999	\$14,686
19915 GULF BLVD # 501	Indian Shores	Planned Unit Development	\$971,904	2,353	2015	\$14,280
19915 GULF BLVD # 303	Indian Shores	Planned Unit Development	\$968,219	2,236	2019	\$14,068
19915 GULF BLVD # 305	Indian Shores	Planned Unit Development	\$967,399	2,236	2019	\$14,051
19915 GULF BLVD # 108	Indian Shores	Planned Unit Development	\$966,068	2,296	2016	\$14,203
19915 GULF BLVD # 404	Indian Shores	Planned Unit Development	\$965,266	2,298	2019	\$14,074
19915 GULF BLVD # 605	Indian Shores	Planned Unit Development	\$959,877	2,236	2017	\$14,107
19915 GULF BLVD # 506	Indian Shores	Planned Unit Development	\$950,361	2,296	2015	\$13,956
19915 GULF BLVD # 604	Indian Shores	Planned Unit Development	\$948,705	2,298	2017	\$13,897
19915 GULF BLVD # 602	Indian Shores	Planned Unit Development	\$948,705	2,298	2017	\$13,897
19915 GULF BLVD # 403	Indian Shores	Planned Unit Development	\$941,802	2,236	2019	\$13,738
19915 GULF BLVD # 405	Indian Shores	Planned Unit Development	\$941,802	2,236	2019	\$13,738
19915 GULF BLVD # 402	Indian Shores	Planned Unit Development	\$936,026	2,298	2019	\$13,589
19915 GULF BLVD # 603	Indian Shores	Planned Unit Development	\$926,217	2,236	2017	\$13,563
19201 VISTA LN # C-1	Indian Shores	Planned Unit Development	\$918,126	2,356	1992	\$15,846
19915 GULF BLVD # 202	Indian Shores	Planned Unit Development	\$917,677	2,298	2019	\$13,318
19915 GULF BLVD # 204	Indian Shores	Planned Unit Development	\$917,677	2,298	2019	\$13,318
19915 GULF BLVD # 105	Indian Shores	Planned Unit Development	\$900,178	2,236	2016	\$13,751
19915 GULF BLVD # 203	Indian Shores	Planned Unit Development	\$894,707	2,236	2019	\$12,989
19915 GULF BLVD # 205	Indian Shores	Planned Unit Development	\$894,707	2,236	2019	\$12,989
18522 GULF BLVD # C	Indian Shores	Planned Unit Development	\$891,691	1,979	1999	\$13,439
18522 GULF BLVD # F	Indian Shores	Planned Unit Development	\$891,691	1,979	1999	\$13,439
19915 GULF BLVD # 502	Indian Shores	Planned Unit Development	\$890,084	2,184	2015	\$13,077
19915 GULF BLVD # 504	Indian Shores	Planned Unit Development	\$890,084	2,184	2015	\$13,077

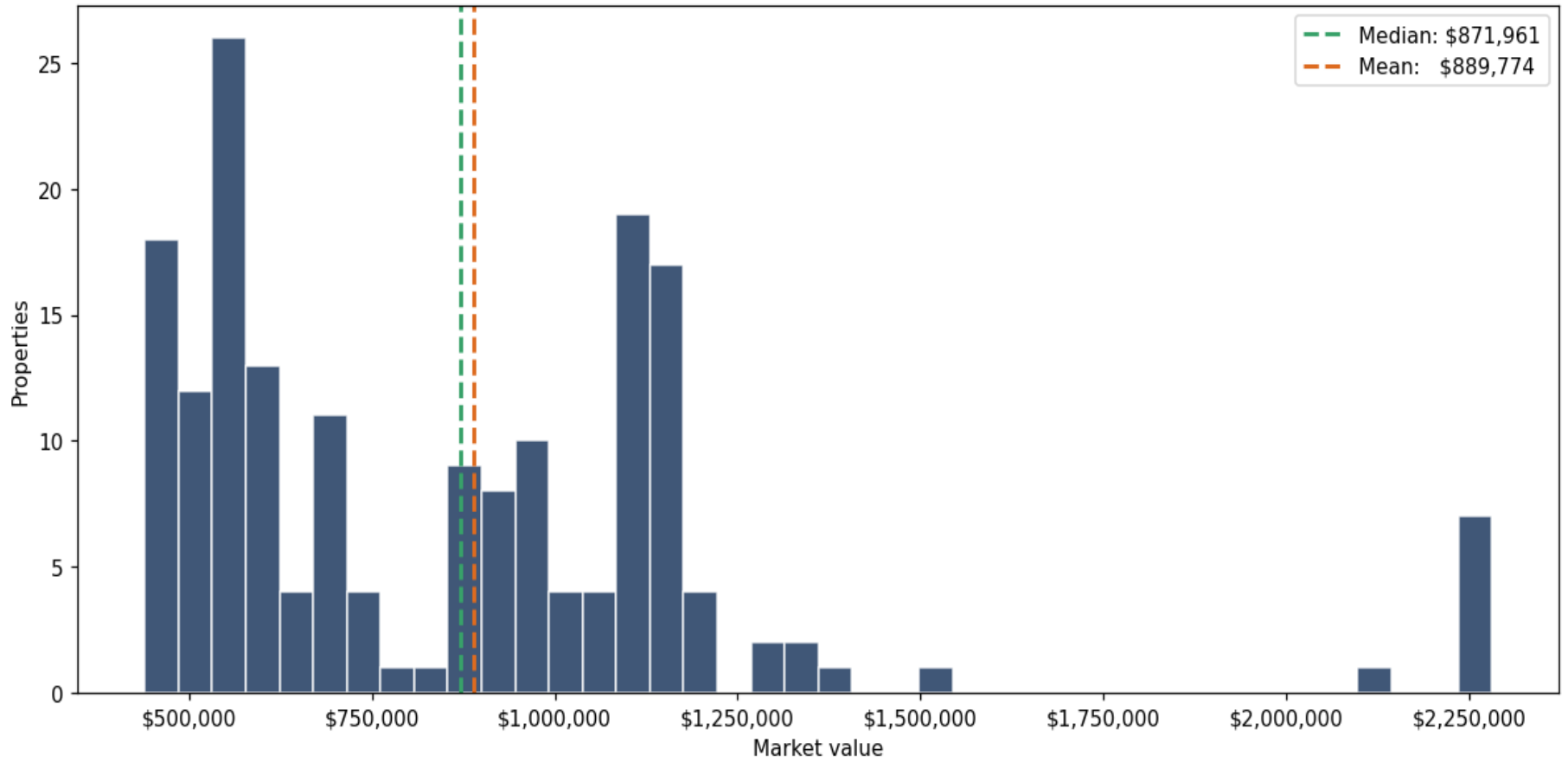
Address	City	Type	Market Value	Sq Ft	Year	Annual Tax
18522 GULF BLVD # E	Indian Shores	Planned Unit Development	\$874,196	1,979	1999	\$13,227
19915 GULF BLVD # 505	Indian Shores	Planned Unit Development	\$872,912	2,134	2015	\$12,831
19915 GULF BLVD # 503	Indian Shores	Planned Unit Development	\$871,961	2,134	2015	\$12,815
19915 GULF BLVD # 101	Indian Shores	Planned Unit Development	\$814,779	1,874	2016	\$11,458
19915 GULF BLVD # 601	Indian Shores	Planned Unit Development	\$794,101	1,847	2017	\$11,638
19915 GULF BLVD # 107	Indian Shores	Planned Unit Development	\$746,841	1,692	2016	\$11,022
19915 GULF BLVD # 102	Indian Shores	Planned Unit Development	\$716,897	1,727	2016	\$10,516
19915 GULF BLVD # 106	Indian Shores	Planned Unit Development	\$716,897	1,727	2016	\$10,516
19915 GULF BLVD # 104	Indian Shores	Planned Unit Development	\$716,897	1,727	2016	\$10,516
19915 GULF BLVD # 103	Indian Shores	Planned Unit Development	\$704,681	1,692	2016	\$10,342
19651 GULF BLVD # B7	Indian Shores	Planned Unit Development	\$694,222	1,488	1993	\$10,398
19651 GULF BLVD # B1	Indian Shores	Planned Unit Development	\$694,222	1,488	1993	\$10,398
19717 GULF BLVD # T1	Indian Shores	Planned Unit Development	\$691,567	1,424	1994	\$10,397
19717 GULF BLVD # T5	Indian Shores	Planned Unit Development	\$691,567	1,424	1994	\$10,397
19651 GULF BLVD # B2	Indian Shores	Planned Unit Development	\$684,315	1,488	1993	\$10,275
19651 GULF BLVD # B6	Indian Shores	Planned Unit Development	\$680,643	1,488	1993	\$10,195
19651 GULF BLVD # B3	Indian Shores	Planned Unit Development	\$680,643	1,488	1993	\$10,195
19651 GULF BLVD # B4	Indian Shores	Planned Unit Development	\$680,643	1,488	1993	\$10,281
19651 GULF BLVD # B5	Indian Shores	Planned Unit Development	\$680,643	1,488	1993	\$10,195
19717 GULF BLVD # T4	Indian Shores	Planned Unit Development	\$680,410	1,424	1994	\$10,233
19717 GULF BLVD # T2	Indian Shores	Planned Unit Development	\$666,444	1,424	1994	\$10,007
19717 GULF BLVD # T3	Indian Shores	Planned Unit Development	\$666,444	1,424	1994	\$10,007
19651 GULF BLVD # A3	Indian Shores	Planned Unit Development	\$629,575	1,488	1993	\$9,456
19651 GULF BLVD # A5	Indian Shores	Planned Unit Development	\$625,903	1,488	1993	\$9,377
19803 GULF BLVD # 102	Indian Shores	Planned Unit Development	\$618,844	1,850	2003	\$9,758

Address	City	Type	Market Value	Sq Ft	Year	Annual Tax
19201 VISTA LN # A-3	Indian Shores	Planned Unit Development	\$615,068	1,663	1992	\$10,460
19201 VISTA LN # B-10	Indian Shores	Planned Unit Development	\$614,014	1,500	1992	\$10,435
19651 GULF BLVD # A11	Indian Shores	Planned Unit Development	\$609,827	1,488	1993	\$9,186
19201 VISTA LN # C-6	Indian Shores	Planned Unit Development	\$609,595	1,500	1992	\$10,371
19803 GULF BLVD # 503	Indian Shores	Planned Unit Development	\$604,600	1,850	2003	\$9,231
19201 VISTA LN # B-6	Indian Shores	Planned Unit Development	\$592,181	1,500	1992	\$10,086
19201 VISTA LN # B-11	Indian Shores	Planned Unit Development	\$591,455	1,500	1992	\$10,066
19201 VISTA LN # A-4	Indian Shores	Planned Unit Development	\$583,582	1,600	1992	\$9,955
19651 GULF BLVD # A7	Indian Shores	Planned Unit Development	\$582,049	1,488	1993	\$8,756
19651 GULF BLVD # A8	Indian Shores	Planned Unit Development	\$578,377	1,488	1993	\$8,677
19651 GULF BLVD # A1	Indian Shores	Planned Unit Development	\$578,377	1,488	1993	\$8,677
19651 GULF BLVD # A9	Indian Shores	Planned Unit Development	\$578,377	1,488	1993	\$8,677
19651 GULF BLVD # A10	Indian Shores	Planned Unit Development	\$571,016	1,488	1993	\$8,581
19651 GULF BLVD # A6	Indian Shores	Planned Unit Development	\$571,016	1,488	1993	\$8,581
19651 GULF BLVD # A2	Indian Shores	Planned Unit Development	\$571,016	1,488	1993	\$8,581
19651 GULF BLVD # A12	Indian Shores	Planned Unit Development	\$567,344	1,488	1993	\$8,502
19651 GULF BLVD # A4	Indian Shores	Planned Unit Development	\$567,344	1,488	1993	\$8,502
19651 GULF BLVD # A13	Indian Shores	Planned Unit Development	\$566,920	1,488	1993	\$8,502
19201 VISTA LN # B-1	Indian Shores	Planned Unit Development	\$563,825	1,500	1992	\$9,602
19803 GULF BLVD # 301	Indian Shores	Planned Unit Development	\$562,921	1,850	2003	\$8,587
19803 GULF BLVD # 401	Indian Shores	Planned Unit Development	\$562,921	1,850	2003	\$8,587
19201 VISTA LN # C-2	Indian Shores	Planned Unit Development	\$562,080	1,500	1992	\$9,580
19201 VISTA LN # B-9	Indian Shores	Planned Unit Development	\$554,601	1,500	1992	\$9,439
19201 VISTA LN # B-3	Indian Shores	Planned Unit Development	\$552,969	1,500	1992	\$9,413
19803 GULF BLVD # 302	Indian Shores	Planned Unit Development	\$552,370	1,850	2003	\$8,422

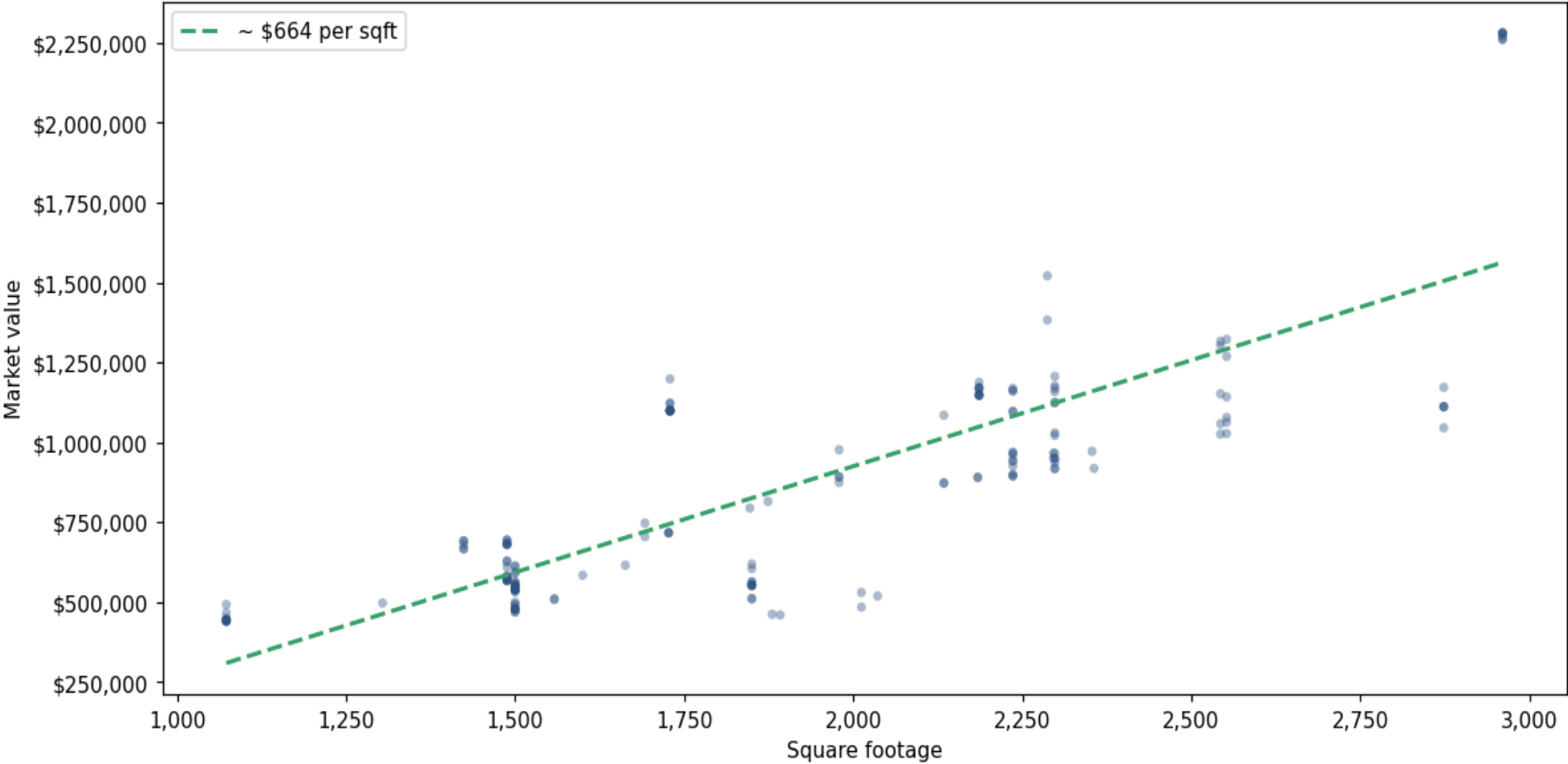
Address	City	Type	Market Value	Sq Ft	Year	Annual Tax
19803 GULF BLVD # 202	Indian Shores	Planned Unit Development	\$552,370	1,850	2003	\$8,422
19803 GULF BLVD # 201	Indian Shores	Planned Unit Development	\$552,370	1,850	2003	\$8,422
19803 GULF BLVD # 501	Indian Shores	Planned Unit Development	\$552,370	1,850	2003	\$8,422
19803 GULF BLVD # 402	Indian Shores	Planned Unit Development	\$552,370	1,850	2003	\$8,422
19201 VISTA LN # A-1	Indian Shores	Planned Unit Development	\$551,245	1,500	1992	\$9,395
19201 VISTA LN # B-5	Indian Shores	Planned Unit Development	\$551,133	1,500	1992	\$9,459
19201 VISTA LN # B-8	Indian Shores	Planned Unit Development	\$551,133	1,500	1992	\$9,384
19201 VISTA LN # B-4	Indian Shores	Planned Unit Development	\$538,553	1,500	1992	\$9,178
19201 VISTA LN # C-3	Indian Shores	Planned Unit Development	\$538,553	1,500	1992	\$9,178
19201 VISTA LN # B-2	Indian Shores	Planned Unit Development	\$538,553	1,500	1992	\$9,237
19201 VISTA LN # B-7	Indian Shores	Planned Unit Development	\$538,553	1,500	1992	\$9,178
19201 VISTA LN # C-4	Indian Shores	Planned Unit Development	\$538,553	1,500	1992	\$9,178
19201 VISTA LN # C-5	Indian Shores	Planned Unit Development	\$538,553	1,500	1992	\$9,178
19201 VISTA LN # D-1	Indian Shores	Planned Unit Development	\$531,568	1,500	1992	\$9,057
19835 GULF BLVD	Indian Shores	Planned Unit Development	\$530,165	2,012	1994	\$8,298
19841 GULF BLVD	Indian Shores	Planned Unit Development	\$519,071	2,036	1994	\$8,215
19803 GULF BLVD # 502	Indian Shores	Planned Unit Development	\$510,691	1,850	2003	\$7,828
19803 GULF BLVD # 101	Indian Shores	Planned Unit Development	\$510,691	1,850	2003	\$7,787
19201 VISTA LN # D-5	Indian Shores	Planned Unit Development	\$510,222	1,558	1992	\$8,764
19201 VISTA LN # D-6	Indian Shores	Planned Unit Development	\$507,978	1,558	1992	\$8,647
19201 VISTA LN # C-8	Indian Shores	Planned Unit Development	\$499,802	1,500	1992	\$9,441
19201 VISTA LN # A-2	Indian Shores	Planned Unit Development	\$496,890	1,304	1992	\$8,465
19717 GULF BLVD # V4	Indian Shores	Planned Unit Development	\$492,342	1,073	1995	\$7,393
19201 VISTA LN # D-10	Indian Shores	Planned Unit Development	\$492,112	1,500	1992	\$8,374
19201 VISTA LN # D-4	Indian Shores	Planned Unit Development	\$490,594	1,500	1992	\$8,347

Address	City	Type	Market Value	Sq Ft	Year	Annual Tax
19833 GULF BLVD	Indian Shores	Planned Unit Development	\$484,264	2,012	1994	\$7,589
19201 VISTA LN # D-7	Indian Shores	Planned Unit Development	\$479,808	1,500	1992	\$8,175
19201 VISTA LN # D-3	Indian Shores	Planned Unit Development	\$477,810	1,500	1992	\$8,141
19201 VISTA LN # D-8	Indian Shores	Planned Unit Development	\$477,810	1,500	1992	\$8,141
19201 VISTA LN # C-7	Indian Shores	Planned Unit Development	\$477,810	1,500	1992	\$8,141
19201 VISTA LN # D-9	Indian Shores	Planned Unit Development	\$470,398	1,500	1992	\$8,020
19201 VISTA LN # D-2	Indian Shores	Planned Unit Development	\$468,400	1,500	1992	\$7,985
19717 GULF BLVD # V8	Indian Shores	Planned Unit Development	\$466,096	1,073	1994	\$7,026
19839 GULF BLVD	Indian Shores	Planned Unit Development	\$461,607	1,880	1994	\$7,241
19837 GULF BLVD	Indian Shores	Planned Unit Development	\$459,698	1,892	1994	\$7,278
19717 GULF BLVD # V1	Indian Shores	Planned Unit Development	\$449,504	1,073	1995	\$6,762
19717 GULF BLVD # V6	Indian Shores	Planned Unit Development	\$444,914	1,073	1995	\$6,696
19717 GULF BLVD # V7	Indian Shores	Planned Unit Development	\$443,996	1,073	1994	\$6,666
19717 GULF BLVD # V9	Indian Shores	Planned Unit Development	\$443,996	1,073	1994	\$6,666
19717 GULF BLVD # V2	Indian Shores	Planned Unit Development	\$440,630	1,073	1995	\$6,631
19717 GULF BLVD # V5	Indian Shores	Planned Unit Development	\$440,630	1,073	1995	\$6,631
19717 GULF BLVD # V3	Indian Shores	Planned Unit Development	\$440,630	1,073	1995	\$6,631
19717 GULF BLVD # V10	Indian Shores	Planned Unit Development	\$439,712	1,073	1994	\$6,600

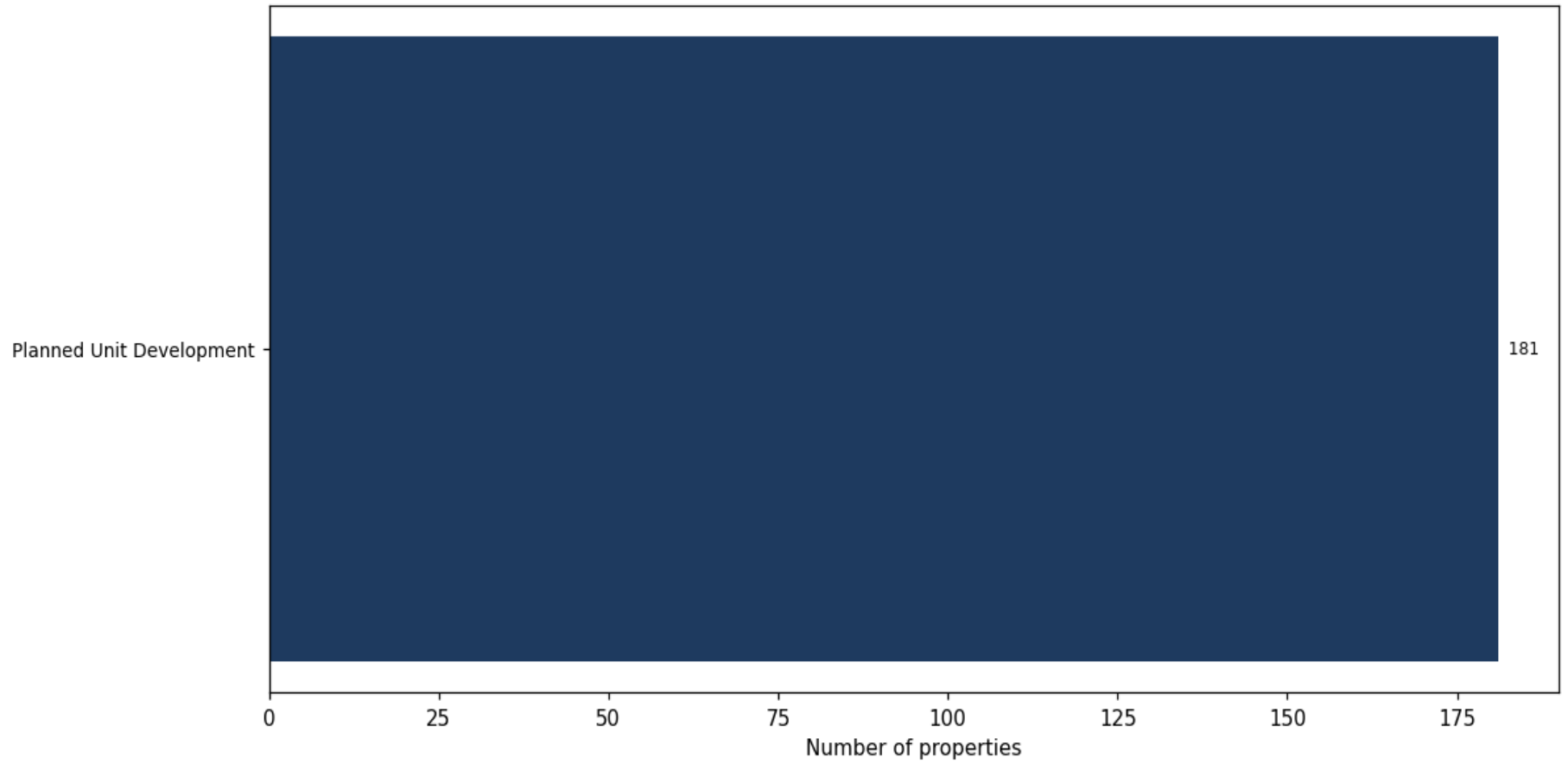
**Market value distribution (n=181, top 1% trimmed for readability)**



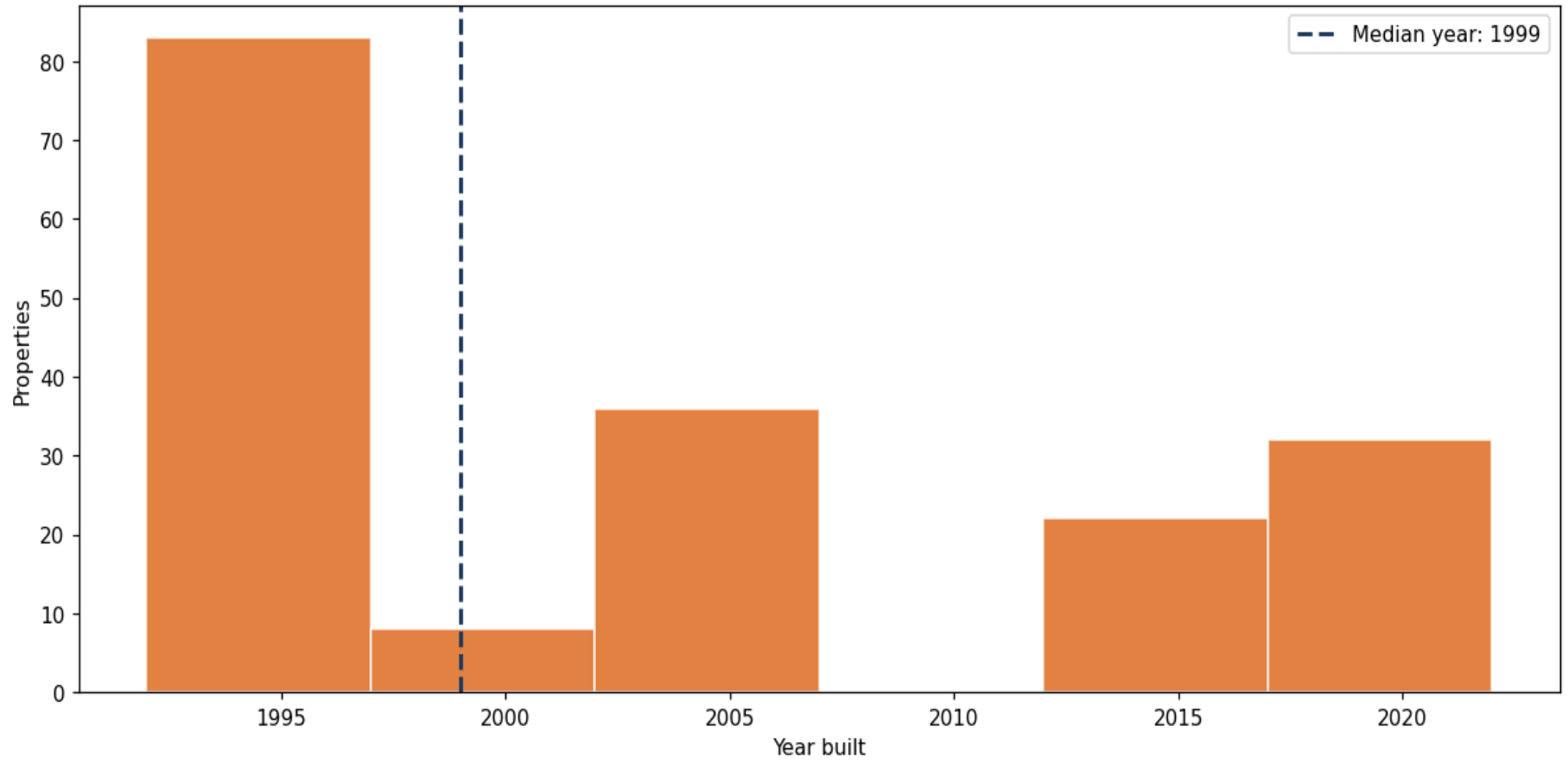
**Building size vs. market value (n=178, outliers trimmed)**



### Top property types by count



**Year built distribution (5-year buckets)**



**Market value vs. assessed value (gap = untaxed appreciation)**

