

Pinellas Property Market Report

1,977 matching properties • May 30, 2026

Filters applied	Headline numbers
City: Indian Shores	Properties matched: 1,977
Property type: Condominium	Median market value: \$561,407
	Mean market value: \$717,462
	Min / Max: \$140,482 / \$4,732,251
	Mean square footage: 1,389

Top 200 properties by market value

Address	City	Type	Market Value	Sq Ft	Year	Annual Tax
19520 GULF BLVD # 701	Indian Shores	Condominium	\$4,732,251	5,400	2005	\$66,627
19520 GULF BLVD # 602	Indian Shores	Condominium	\$4,311,809	5,400	2005	\$60,682
19520 GULF BLVD # 601	Indian Shores	Condominium	\$4,311,809	5,400	2005	\$60,682
19816 GULF BLVD # 601	Indian Shores	Condominium	\$4,270,722	4,308	2018	\$51,483
19816 GULF BLVD # 602	Indian Shores	Condominium	\$4,270,722	4,308	2018	\$51,483
19520 GULF BLVD # 501	Indian Shores	Condominium	\$4,269,764	5,400	2005	\$60,137
19520 GULF BLVD # 502	Indian Shores	Condominium	\$4,269,764	5,400	2005	\$60,137
19520 GULF BLVD # 402	Indian Shores	Condominium	\$4,228,570	5,400	2005	\$59,556
19520 GULF BLVD # 401	Indian Shores	Condominium	\$4,227,720	5,400	2005	\$59,543
19520 GULF BLVD # 301	Indian Shores	Condominium	\$4,186,526	5,400	2005	\$58,962
19520 GULF BLVD # 302	Indian Shores	Condominium	\$4,185,676	5,400	2005	\$58,948
19520 GULF BLVD # 201	Indian Shores	Condominium	\$4,111,755	5,400	2005	\$57,919
19520 GULF BLVD # 202	Indian Shores	Condominium	\$4,111,755	5,400	2005	\$57,919

Address	City	Type	Market Value	Sq Ft	Year	Annual Tax
19816 GULF BLVD # 502	Indian Shores	Condominium	\$3,640,789	3,620	2018	\$43,918
19816 GULF BLVD # 402	Indian Shores	Condominium	\$3,605,558	3,620	2018	\$43,519
19816 GULF BLVD # 302	Indian Shores	Condominium	\$3,570,326	3,620	2018	\$43,055
19816 GULF BLVD # 301	Indian Shores	Condominium	\$3,570,326	3,620	2018	\$43,055
18800 GULF BLVD # 501	Indian Shores	Condominium	\$3,508,309	5,230	2020	\$50,745
19816 GULF BLVD # 202	Indian Shores	Condominium	\$3,497,515	3,620	2018	\$42,224
19816 GULF BLVD # 201	Indian Shores	Condominium	\$3,497,515	3,620	2018	\$42,224
19640 GULF BLVD # 200	Indian Shores	Condominium	\$3,307,731	6,025	2007	\$58,101
19520 GULF BLVD # 702	Indian Shores	Condominium	\$3,082,781	5,400	2005	\$61,378
19424 GULF BLVD # 502	Indian Shores	Condominium	\$2,999,624	4,730	2006	\$43,395
19730 GULF BLVD # 4	Indian Shores	Condominium	\$2,959,620	5,100	2007	\$43,610
19424 GULF BLVD # 501	Indian Shores	Condominium	\$2,957,949	4,670	2006	\$42,784
19640 GULF BLVD # 702	Indian Shores	Condominium	\$2,932,362	4,000	2007	\$41,960
19640 GULF BLVD # 602	Indian Shores	Condominium	\$2,908,534	4,000	2007	\$41,590
19640 GULF BLVD # 502	Indian Shores	Condominium	\$2,877,861	4,000	2007	\$41,189
19640 GULF BLVD # 701	Indian Shores	Condominium	\$2,872,140	3,900	2007	\$41,061
19340 GULF BLVD # 601	Indian Shores	Condominium	\$2,863,521	3,844	2004	\$41,057
19640 GULF BLVD # 402	Indian Shores	Condominium	\$2,846,717	4,000	2007	\$40,785
19640 GULF BLVD # 601	Indian Shores	Condominium	\$2,844,305	3,900	2007	\$40,703
19730 GULF BLVD # 6	Indian Shores	Condominium	\$2,841,938	5,100	2007	\$41,776
19340 GULF BLVD # 501	Indian Shores	Condominium	\$2,833,592	3,844	2004	\$40,633
19640 GULF BLVD # 302	Indian Shores	Condominium	\$2,819,434	4,000	2007	\$40,366
19640 GULF BLVD # 501	Indian Shores	Condominium	\$2,818,596	3,900	2007	\$40,344
19340 GULF BLVD # 401	Indian Shores	Condominium	\$2,808,651	3,844	2004	\$40,246
19640 GULF BLVD # 401	Indian Shores	Condominium	\$2,790,761	3,900	2007	\$39,950

Address	City	Type	Market Value	Sq Ft	Year	Annual Tax
19340 GULF BLVD # 301	Indian Shores	Condominium	\$2,781,215	3,844	2004	\$39,858
19730 GULF BLVD # 3	Indian Shores	Condominium	\$2,736,572	5,100	2007	\$40,238
19730 GULF BLVD # 2	Indian Shores	Condominium	\$2,732,739	5,100	2007	\$40,232
19640 GULF BLVD # 301	Indian Shores	Condominium	\$2,706,319	3,800	2007	\$38,818
19816 GULF BLVD # 501	Indian Shores	Condominium	\$2,695,523	3,620	2018	\$43,918
19816 GULF BLVD # 401	Indian Shores	Condominium	\$2,671,660	3,620	2018	\$43,519
19730 GULF BLVD # 1	Indian Shores	Condominium	\$2,665,138	5,100	2007	\$39,155
19130 GULF BLVD # V-10	Indian Shores	Condominium	\$2,574,916	3,545	2002	\$39,796
19130 GULF BLVD # V-9	Indian Shores	Condominium	\$2,574,916	3,545	2002	\$39,717
19130 GULF BLVD # V-8	Indian Shores	Condominium	\$2,549,615	3,545	2002	\$39,360
19130 GULF BLVD # V-7	Indian Shores	Condominium	\$2,549,615	3,545	2002	\$39,360
19130 GULF BLVD # V-6	Indian Shores	Condominium	\$2,522,014	3,545	2002	\$38,969
19130 GULF BLVD # V-5	Indian Shores	Condominium	\$2,522,014	3,545	2002	\$38,969
19130 GULF BLVD # V-4	Indian Shores	Condominium	\$2,499,013	3,545	2002	\$38,579
19424 GULF BLVD # 402	Indian Shores	Condominium	\$2,479,325	3,950	2006	\$35,784
19424 GULF BLVD # 302	Indian Shores	Condominium	\$2,453,697	3,950	2006	\$35,956
19424 GULF BLVD # 401	Indian Shores	Condominium	\$2,452,709	3,900	2006	\$35,398
19130 GULF BLVD # V-1	Indian Shores	Condominium	\$2,448,411	3,545	2002	\$37,487
19424 GULF BLVD # 301	Indian Shores	Condominium	\$2,427,405	3,900	2006	\$35,321
19424 GULF BLVD # 201	Indian Shores	Condominium	\$2,379,327	3,900	2006	\$34,360
19730 GULF BLVD # 5	Indian Shores	Condominium	\$2,335,745	5,100	2007	\$41,167
19820 GULF BLVD # 501	Indian Shores	Condominium	\$2,207,132	4,275	2006	\$33,500
19700 GULF BLVD # 602	Indian Shores	Condominium	\$2,162,131	3,550	1982	\$31,990
19700 GULF BLVD # 601	Indian Shores	Condominium	\$2,162,131	3,550	1982	\$32,018
18800 GULF BLVD # 401	Indian Shores	Condominium	\$2,069,130	2,870	2020	\$29,997

Address	City	Type	Market Value	Sq Ft	Year	Annual Tax
19734 GULF BLVD # 502	Indian Shores	Condominium	\$2,066,100	3,925	2006	\$32,600
18800 GULF BLVD # 402	Indian Shores	Condominium	\$2,057,835	2,850	2020	\$29,704
19130 GULF BLVD # V-3	Indian Shores	Condominium	\$2,056,189	3,545	2002	\$38,579
18800 GULF BLVD # 301	Indian Shores	Condominium	\$2,048,645	2,870	2020	\$29,581
19130 GULF BLVD # V-2	Indian Shores	Condominium	\$2,014,461	3,545	2002	\$37,864
18800 GULF BLVD # 201	Indian Shores	Condominium	\$2,007,679	2,870	2020	\$29,001
19734 GULF BLVD # 501	Indian Shores	Condominium	\$1,915,847	3,925	2006	\$30,224
19500 GULF BLVD # 500	Indian Shores	Condominium	\$1,898,361	3,600	1978	\$28,157
18610 GULF BLVD # PH-800	Indian Shores	Condominium	\$1,882,962	3,400	1974	\$31,689
20110 GULF BLVD # 600	Indian Shores	Condominium	\$1,868,410	3,768	2004	\$31,864
20110 GULF BLVD # 601	Indian Shores	Condominium	\$1,865,860	3,768	2004	\$31,821
20001 GULF BLVD # 503	Indian Shores	Condominium	\$1,860,304	3,065	2022	\$24,039
20110 GULF BLVD # 501	Indian Shores	Condominium	\$1,848,001	3,768	2004	\$31,540
20110 GULF BLVD # 500	Indian Shores	Condominium	\$1,846,301	3,768	2004	\$31,510
19828 GULF BLVD # 301	Indian Shores	Condominium	\$1,837,812	2,500	2000	\$30,412
20001 GULF BLVD # 501	Indian Shores	Condominium	\$1,835,535	3,065	2022	\$23,633
20110 GULF BLVD # 400	Indian Shores	Condominium	\$1,831,738	3,768	2004	\$31,277
20002 GULF BLVD # PH-5	Indian Shores	Condominium	\$1,831,611	2,580	1979	\$30,532
20110 GULF BLVD # 401	Indian Shores	Condominium	\$1,829,188	3,768	2004	\$31,706
19820 GULF BLVD # 401	Indian Shores	Condominium	\$1,828,331	3,440	2006	\$27,761
19820 GULF BLVD # 301	Indian Shores	Condominium	\$1,810,475	3,440	2006	\$27,508
20110 GULF BLVD # 301	Indian Shores	Condominium	\$1,808,780	3,768	2004	\$30,874
19820 GULF BLVD # 402	Indian Shores	Condominium	\$1,808,457	3,390	2006	\$27,421
19828 GULF BLVD # 502	Indian Shores	Condominium	\$1,806,993	2,500	2000	\$29,908
18822 GULF BLVD # 4C	Indian Shores	Condominium	\$1,800,575	2,060	1982	\$26,003

Address	City	Type	Market Value	Sq Ft	Year	Annual Tax
20110 GULF BLVD # 200	Indian Shores	Condominium	\$1,795,066	3,768	2004	\$30,655
20110 GULF BLVD # 201	Indian Shores	Condominium	\$1,792,516	3,768	2004	\$30,611
19820 GULF BLVD # 302	Indian Shores	Condominium	\$1,790,862	3,390	2006	\$27,172
19828 GULF BLVD # 402	Indian Shores	Condominium	\$1,790,772	2,500	2000	\$29,586
19828 GULF BLVD # 401	Indian Shores	Condominium	\$1,790,772	2,500	2000	\$29,586
19820 GULF BLVD # 201	Indian Shores	Condominium	\$1,776,996	3,440	2006	\$26,940
19828 GULF BLVD # 302	Indian Shores	Condominium	\$1,771,307	2,500	2000	\$29,311
19000 GULF BLVD # 4	Indian Shores	Condominium	\$1,770,925	3,000	2008	\$25,234
19820 GULF BLVD # 502	Indian Shores	Condominium	\$1,762,118	4,225	2006	\$33,109
20110 GULF BLVD # 100	Indian Shores	Condominium	\$1,758,289	3,768	2004	\$30,023
20110 GULF BLVD # 101	Indian Shores	Condominium	\$1,758,289	3,768	2004	\$30,023
19820 GULF BLVD # 202	Indian Shores	Condominium	\$1,757,868	3,390	2006	\$26,613
19828 GULF BLVD # 202	Indian Shores	Condominium	\$1,753,464	2,500	2000	\$29,013
19828 GULF BLVD # 201	Indian Shores	Condominium	\$1,753,464	2,500	2000	\$29,013
20001 GULF BLVD # 502	Indian Shores	Condominium	\$1,744,405	2,965	2022	\$22,465
19828 GULF BLVD # 102	Indian Shores	Condominium	\$1,719,401	2,500	2000	\$28,440
19910 GULF BLVD # 300	Indian Shores	Condominium	\$1,700,466	3,650	1987	\$29,051
19734 GULF BLVD # 401	Indian Shores	Condominium	\$1,689,976	3,355	2006	\$26,636
19734 GULF BLVD # 402	Indian Shores	Condominium	\$1,689,976	3,355	2006	\$26,636
19734 GULF BLVD # 301	Indian Shores	Condominium	\$1,674,739	3,355	2006	\$26,359
18800 GULF BLVD # 302	Indian Shores	Condominium	\$1,666,626	2,850	2020	\$29,427
19616 GULF BLVD # 202	Indian Shores	Condominium	\$1,649,128	2,045	1994	\$23,651
19734 GULF BLVD # 201	Indian Shores	Condominium	\$1,646,336	3,355	2006	\$25,904
19734 GULF BLVD # 202	Indian Shores	Condominium	\$1,642,086	3,355	2006	\$25,836
18800 GULF BLVD # 202	Indian Shores	Condominium	\$1,634,421	2,850	2020	\$28,852

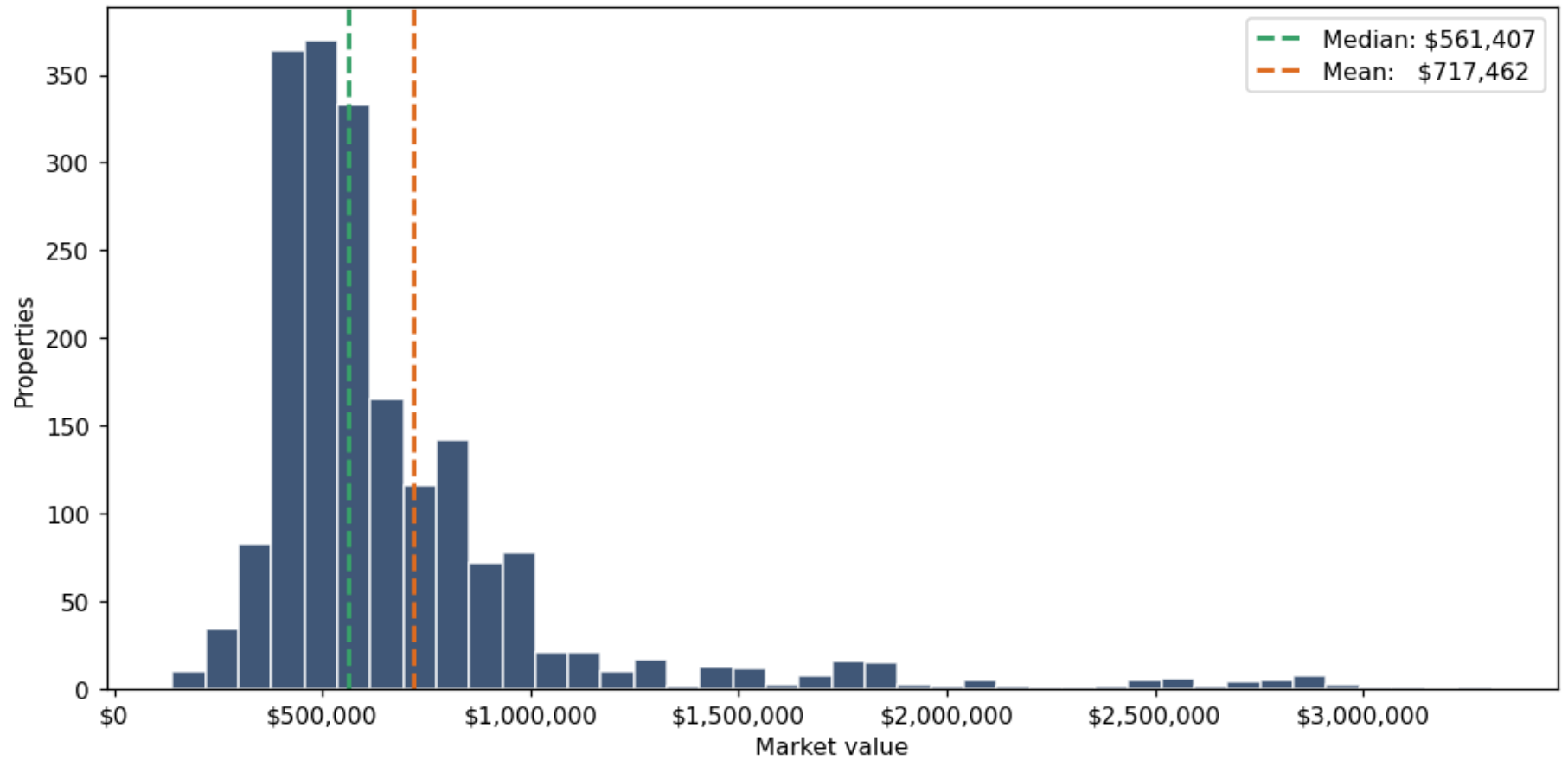
Address	City	Type	Market Value	Sq Ft	Year	Annual Tax
19424 GULF BLVD # 202	Indian Shores	Condominium	\$1,598,611	3,950	2006	\$34,733
19616 GULF BLVD # 501	Indian Shores	Condominium	\$1,555,704	2,045	1994	\$22,499
19616 GULF BLVD # 502	Indian Shores	Condominium	\$1,555,704	2,045	1994	\$22,447
19616 GULF BLVD # 401	Indian Shores	Condominium	\$1,542,979	2,045	1994	\$22,318
19616 GULF BLVD # 301	Indian Shores	Condominium	\$1,527,056	2,045	1994	\$22,077
19616 GULF BLVD # 302	Indian Shores	Condominium	\$1,527,056	2,045	1994	\$21,868
18822 GULF BLVD # 2C	Indian Shores	Condominium	\$1,519,729	1,760	1982	\$21,899
19340 GULF BLVD # 202	Indian Shores	Condominium	\$1,516,403	1,884	2004	\$21,783
19534 GULF BLVD # 501	Indian Shores	Condominium	\$1,513,553	2,500	2000	\$22,302
19616 GULF BLVD # 201	Indian Shores	Condominium	\$1,511,134	2,045	1994	\$21,906
19534 GULF BLVD # 402	Indian Shores	Condominium	\$1,498,955	2,500	2000	\$22,095
19534 GULF BLVD # 401	Indian Shores	Condominium	\$1,498,955	2,500	2000	\$22,095
20110 GULF BLVD # 300	Indian Shores	Condominium	\$1,495,645	3,768	2004	\$30,888
19534 GULF BLVD # 302	Indian Shores	Condominium	\$1,484,356	2,500	2000	\$21,889
19534 GULF BLVD # 301	Indian Shores	Condominium	\$1,484,356	2,500	2000	\$21,889
19616 GULF BLVD # 101	Indian Shores	Condominium	\$1,481,944	2,045	1994	\$21,455
19616 GULF BLVD # 102	Indian Shores	Condominium	\$1,481,944	2,045	1994	\$21,351
19000 GULF BLVD # 3	Indian Shores	Condominium	\$1,481,467	2,350	2008	\$21,097
19734 GULF BLVD # 302	Indian Shores	Condominium	\$1,477,756	3,355	2006	\$26,359
19534 GULF BLVD # 201	Indian Shores	Condominium	\$1,469,757	2,500	2000	\$21,785
19534 GULF BLVD # 202	Indian Shores	Condominium	\$1,469,757	2,500	2000	\$21,636
18822 GULF BLVD # 3C	Indian Shores	Condominium	\$1,440,934	1,760	1982	\$20,640
19534 GULF BLVD # 101	Indian Shores	Condominium	\$1,439,795	2,500	2000	\$21,238
19534 GULF BLVD # 102	Indian Shores	Condominium	\$1,439,795	2,500	2000	\$21,238
19000 GULF BLVD # 1	Indian Shores	Condominium	\$1,437,249	2,350	2008	\$20,472

Address	City	Type	Market Value	Sq Ft	Year	Annual Tax
19600 GULF BLVD # 402	Indian Shores	Condominium	\$1,423,583	2,175	2003	\$23,869
19940 GULF BLVD # 340	Indian Shores	Condominium	\$1,353,080	1,675	1982	\$21,044
19940 GULF BLVD # 140	Indian Shores	Condominium	\$1,333,518	1,675	1982	\$18,945
19940 GULF BLVD # 310	Indian Shores	Condominium	\$1,313,956	1,675	1982	\$18,674
19600 GULF BLVD # 401	Indian Shores	Condominium	\$1,312,098	2,175	2003	\$22,134
19940 GULF BLVD # 210	Indian Shores	Condominium	\$1,300,915	1,675	1982	\$18,484
19940 GULF BLVD # 240	Indian Shores	Condominium	\$1,300,915	1,675	1982	\$18,484
19600 GULF BLVD # 301	Indian Shores	Condominium	\$1,299,398	2,175	2003	\$21,753
19600 GULF BLVD # 302	Indian Shores	Condominium	\$1,299,398	2,175	2003	\$21,796
18450 GULF BLVD # 504	Indian Shores	Condominium	\$1,290,439	3,200	1991	\$20,366
19600 GULF BLVD # 202	Indian Shores	Condominium	\$1,286,697	2,175	2003	\$21,576
19600 GULF BLVD # 201	Indian Shores	Condominium	\$1,286,697	2,175	2003	\$21,696
19940 GULF BLVD # 320	Indian Shores	Condominium	\$1,284,304	1,690	1982	\$18,096
19940 GULF BLVD # 330	Indian Shores	Condominium	\$1,284,304	1,690	1982	\$18,231
19940 GULF BLVD # 110	Indian Shores	Condominium	\$1,275,000	1,675	1982	\$19,870
19616 GULF BLVD # 402	Indian Shores	Condominium	\$1,270,905	2,045	1994	\$22,324
19534 GULF BLVD # 502	Indian Shores	Condominium	\$1,262,903	2,500	2000	\$22,302
19600 GULF BLVD # 101	Indian Shores	Condominium	\$1,259,884	2,175	2003	\$21,972
19600 GULF BLVD # 102	Indian Shores	Condominium	\$1,259,884	2,175	2003	\$22,904
19700 GULF BLVD # 405	Indian Shores	Condominium	\$1,256,538	1,740	1982	\$18,489
19700 GULF BLVD # 403	Indian Shores	Condominium	\$1,246,377	1,740	1982	\$18,390
19700 GULF BLVD # 506	Indian Shores	Condominium	\$1,211,528	1,600	1982	\$17,848
18822 GULF BLVD # 1B	Indian Shores	Condominium	\$1,203,869	1,407	1982	\$17,316
19505 GULF BLVD # 405	Indian Shores	Condominium	\$1,183,319	2,310	2022	\$15,903
19505 GULF BLVD # 404	Indian Shores	Condominium	\$1,183,319	2,310	2022	\$15,903

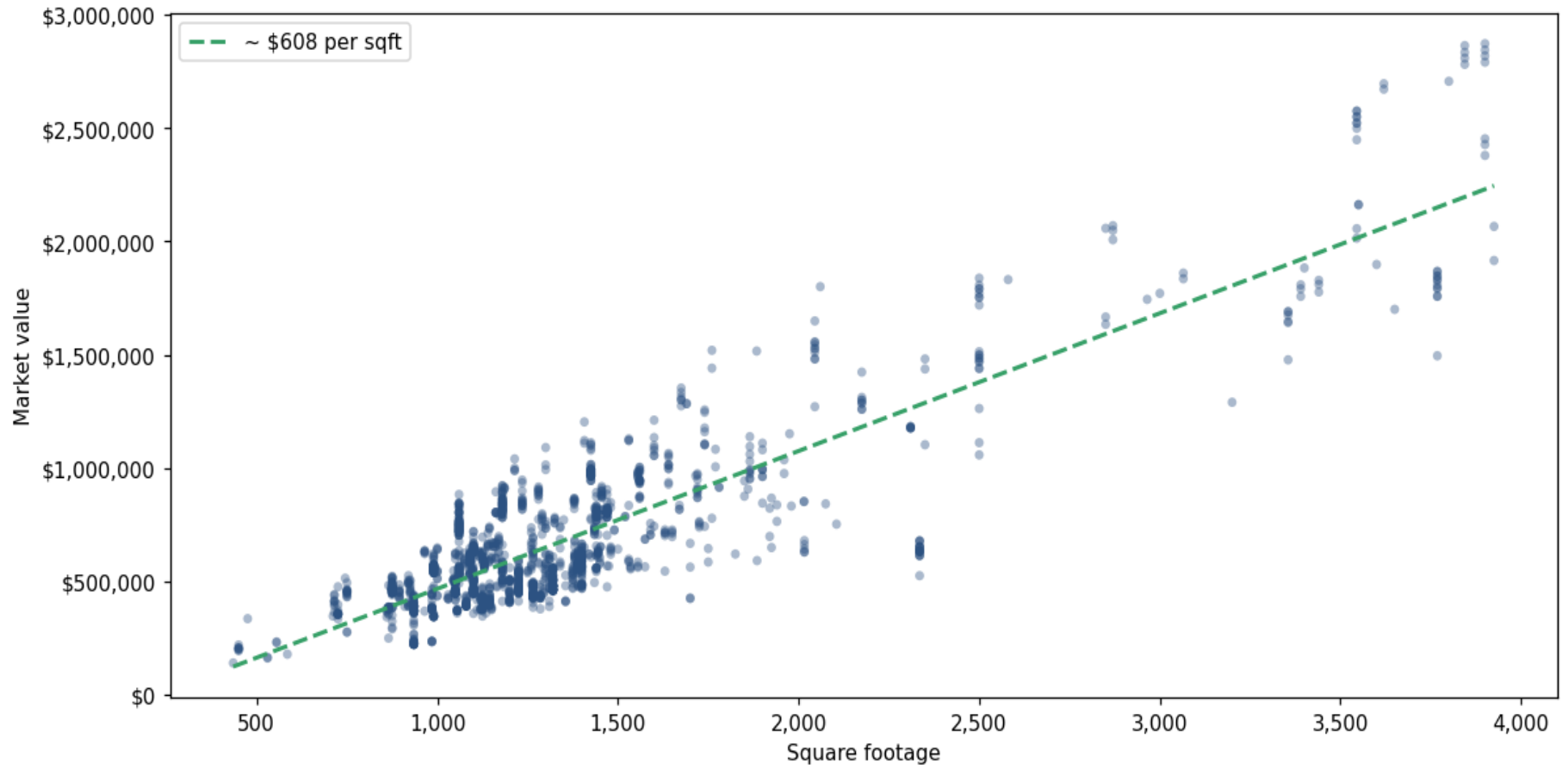
Address	City	Type	Market Value	Sq Ft	Year	Annual Tax
19505 GULF BLVD # 204	Indian Shores	Condominium	\$1,177,360	2,310	2022	\$15,822
19505 GULF BLVD # 305	Indian Shores	Condominium	\$1,177,360	2,310	2022	\$15,822
19505 GULF BLVD # 205	Indian Shores	Condominium	\$1,177,360	2,310	2022	\$15,822
19505 GULF BLVD # 304	Indian Shores	Condominium	\$1,177,360	2,310	2022	\$15,822
19700 GULF BLVD # 404	Indian Shores	Condominium	\$1,176,966	1,740	1982	\$17,355
19700 GULF BLVD # 402	Indian Shores	Condominium	\$1,160,576	1,740	1982	\$17,097
19340 GULF BLVD # 201	Indian Shores	Condominium	\$1,151,520	1,975	2004	\$24,556
19710 GULF BLVD # 501	Indian Shores	Condominium	\$1,138,461	1,865	1998	\$14,329
19700 GULF BLVD # 401	Indian Shores	Condominium	\$1,134,707	1,600	1982	\$16,792
20070 GULF BLVD # 2	Indian Shores	Condominium	\$1,129,279	1,530	1984	\$16,745
20070 GULF BLVD # 3	Indian Shores	Condominium	\$1,121,947	1,530	1984	\$16,644
20070 GULF BLVD # 4	Indian Shores	Condominium	\$1,121,947	1,530	1984	\$16,644
18822 GULF BLVD # 3B	Indian Shores	Condominium	\$1,121,708	1,407	1982	\$16,089
19418 GULF BLVD # 401	Indian Shores	Condominium	\$1,112,384	1,425	1980	\$16,813
19828 GULF BLVD # 501	Indian Shores	Condominium	\$1,112,364	2,500	2000	\$29,908
19910 GULF BLVD # 402	Indian Shores	Condominium	\$1,109,859	1,900	1987	\$19,109
18822 GULF BLVD # 2B	Indian Shores	Condominium	\$1,109,840	1,407	1982	\$15,934
19700 GULF BLVD # 203	Indian Shores	Condominium	\$1,107,249	1,740	1982	\$16,339
19418 GULF BLVD # 408	Indian Shores	Condominium	\$1,104,436	1,425	1980	\$16,735
19000 GULF BLVD # 2	Indian Shores	Condominium	\$1,103,282	2,350	2008	\$20,882
19700 GULF BLVD # 204	Indian Shores	Condominium	\$1,102,999	1,740	1982	\$16,299
19700 GULF BLVD # 202	Indian Shores	Condominium	\$1,102,999	1,740	1982	\$16,271
19418 GULF BLVD # 506	Indian Shores	Condominium	\$1,100,254	1,425	1980	\$16,603
19700 GULF BLVD # 501	Indian Shores	Condominium	\$1,099,410	1,600	1982	\$16,231
19710 GULF BLVD # 504	Indian Shores	Condominium	\$1,095,242	1,865	1998	\$14,183

Address	City	Type	Market Value	Sq Ft	Year	Annual Tax
19940 GULF BLVD # 130	Indian Shores	Condominium	\$1,090,665	1,300	1982	\$15,412
19700 GULF BLVD # 406	Indian Shores	Condominium	\$1,089,028	1,600	1982	\$16,013
19418 GULF BLVD # 407	Indian Shores	Condominium	\$1,086,863	1,425	1980	\$16,343
19020 GULF BLVD # 1	Indian Shores	Condominium	\$1,083,142	1,770	1976	\$17,133
19526 GULF BLVD # F	Indian Shores	Condominium	\$1,080,870	1,900	1995	\$16,075
19418 GULF BLVD # 307	Indian Shores	Condominium	\$1,078,989	1,425	1980	\$16,276
19700 GULF BLVD # 301	Indian Shores	Condominium	\$1,077,610	1,600	1982	\$15,941
19519 GULF BLVD # 606	Indian Shores	Condominium	\$1,065,048	1,640	2017	\$16,626
19710 GULF BLVD # 204	Indian Shores	Condominium	\$1,061,230	1,865	1998	\$13,835
19828 GULF BLVD # 101	Indian Shores	Condominium	\$1,058,218	2,500	2000	\$28,440
19519 GULF BLVD # 501	Indian Shores	Condominium	\$1,056,768	1,640	2017	\$16,515
19700 GULF BLVD # 206	Indian Shores	Condominium	\$1,055,809	1,600	1982	\$15,575

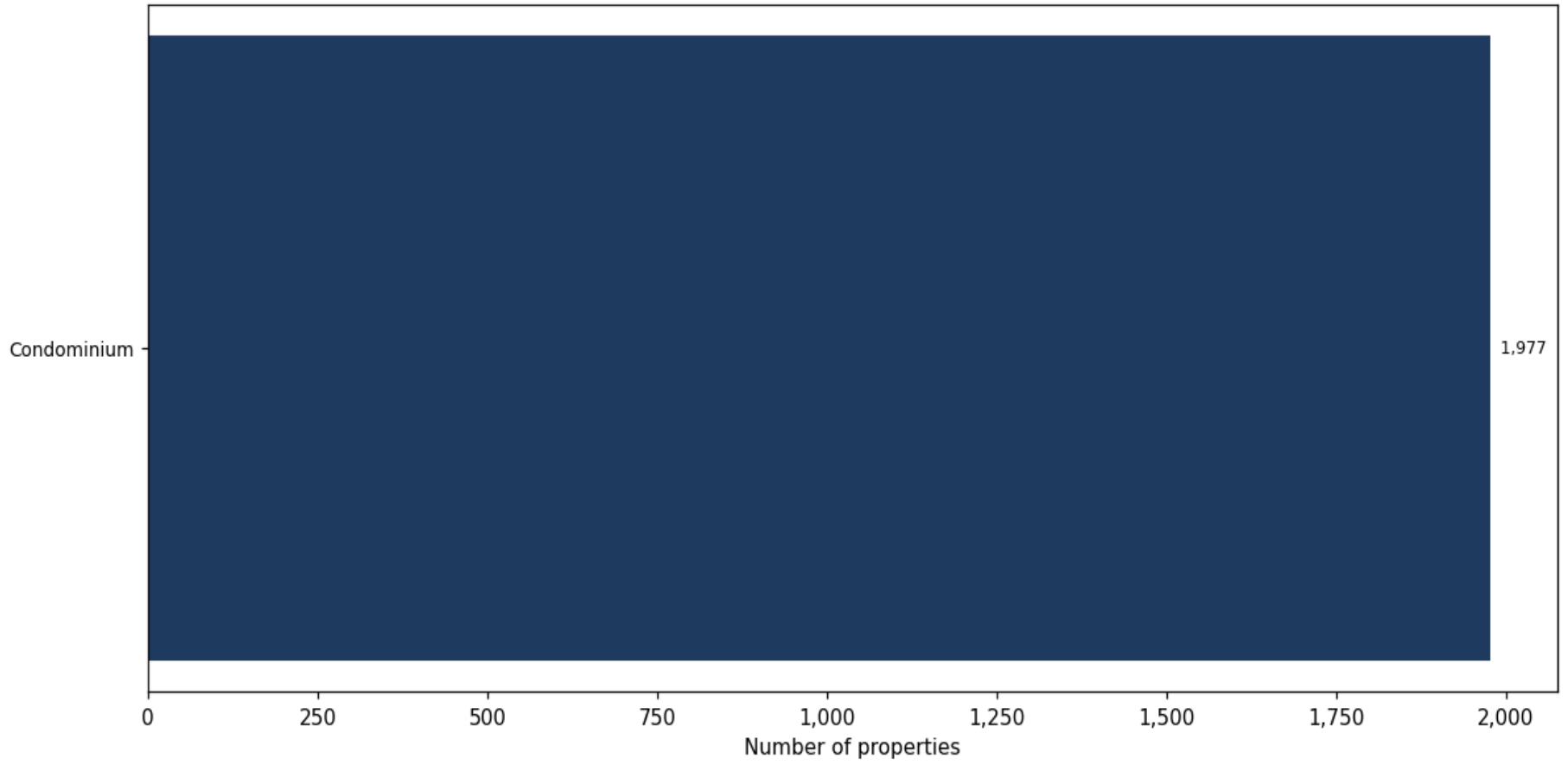
Market value distribution (n=1,977, top 1% trimmed for readability)



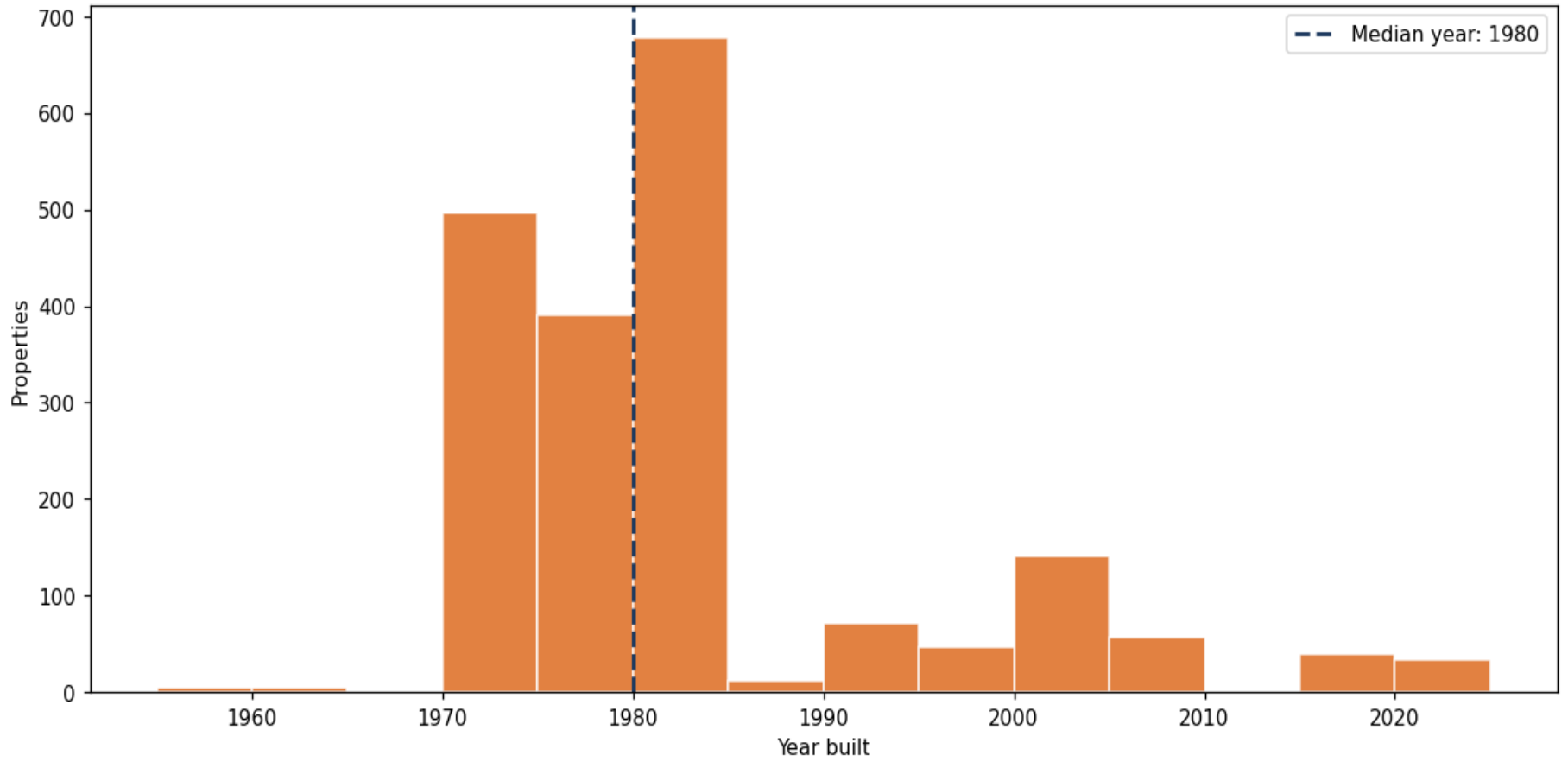
Building size vs. market value (n=1,937, outliers trimmed)



Top property types by count



Year built distribution (5-year buckets)



Market value vs. assessed value (gap = untaxed appreciation)

