

# Pinellas Property Market Report

2,845 matching properties • May 30, 2026

Filters applied	Headline numbers
<b>City:</b> Indian Shores	<b>Properties matched:</b> 2,845
	<b>Median market value:</b> \$541,058
	<b>Mean market value:</b> \$735,298
	<b>Min / Max:</b> \$0 / \$14,772,324
	<b>Mean square footage:</b> 1,450

## Top 200 properties by market value

Address	City	Type	Market Value	Sq Ft	Year	Annual Tax
19636 GULF BLVD # 1	Indian Shores	Single Family - more tha	\$14,772,324	12,828	2004	\$235,387
19305 GULF BLVD	Indian Shores	City Gov't - Non-residen	\$12,694,115	35,702	2011	\$191,854
20202 GULF BLVD	Indian Shores	Single Family Home	\$12,460,396	4,958	2002	\$198,405
GULF BLVD	Indian Shores	Vacant Commercial Land w	\$9,390,298			\$157,179
19006 GULF BLVD	Indian Shores	Single Family Home	\$8,768,955	6,505	2024	\$139,214
19400 GULF BLVD	Indian Shores	Single Family Home	\$7,291,336	4,889	2018	\$114,701
20256 GULF BLVD	Indian Shores	Single Family Home	\$6,641,102	4,490	2016	\$103,141
20230 GULF BLVD	Indian Shores	Single Family Home	\$6,512,708	4,705	2019	\$101,546
20216 GULF BLVD	Indian Shores	Single Family Home	\$6,255,100	5,687	2021	\$140,248
20120 GULF BLVD	Indian Shores	Single Family - more tha	\$5,735,786	3,113	1920	\$91,644
18602 GULF BLVD	Indian Shores	Vacant Commercial Land	\$5,650,000			\$82,949
19532 GULF BLVD	Indian Shores	Single Family Home	\$5,339,044	5,263	2005	\$83,491
19738 GULF BLVD	Indian Shores	Vacant Residential - lot	\$5,315,568			\$85,087

Address	City	Type	Market Value	Sq Ft	Year	Annual Tax
19622 GULF BLVD	Indian Shores	Single Family - more tha	\$5,291,200	6,532	1995	\$93,094
20060 GULF BLVD	Indian Shores	Single Family Home	\$5,202,671	2,959	1987	\$83,272
20052 GULF BLVD	Indian Shores	Single Family Home	\$5,153,137	2,647	1987	\$82,487
18840 GULF BLVD	Indian Shores	Vacant Residential - lot	\$5,032,228			\$80,552
19520 GULF BLVD # 701	Indian Shores	Condominium	\$4,732,251	5,400	2005	\$66,627
20240 GULF BLVD	Indian Shores	Single Family Home	\$4,605,338	2,484	1971	\$73,633
19801 GULF BLVD	Indian Shores	Single Family Home	\$4,524,253	3,168	2005	\$72,182
19312 GULF BLVD	Indian Shores	Single Family Home	\$4,426,246	4,883	2017	\$70,134
19914 GULF BLVD # 1	Indian Shores	Single Family Home	\$4,367,763	3,896	2022	\$68,397
19134 GULF BLVD	Indian Shores	Single Family Home	\$4,357,086	4,347	2016	\$69,031
19132 GULF BLVD	Indian Shores	Single Family Home	\$4,321,188	4,147	2015	\$68,457
19520 GULF BLVD # 601	Indian Shores	Condominium	\$4,311,809	5,400	2005	\$60,682
19520 GULF BLVD # 602	Indian Shores	Condominium	\$4,311,809	5,400	2005	\$60,682
19902 GULF BLVD	Indian Shores	Single Family Home	\$4,298,213	4,288	2016	\$68,047
19816 GULF BLVD # 601	Indian Shores	Condominium	\$4,270,722	4,308	2018	\$51,483
19816 GULF BLVD # 602	Indian Shores	Condominium	\$4,270,722	4,308	2018	\$51,483
19520 GULF BLVD # 501	Indian Shores	Condominium	\$4,269,764	5,400	2005	\$60,137
19520 GULF BLVD # 502	Indian Shores	Condominium	\$4,269,764	5,400	2005	\$60,137
19520 GULF BLVD # 402	Indian Shores	Condominium	\$4,228,570	5,400	2005	\$59,556
19520 GULF BLVD # 401	Indian Shores	Condominium	\$4,227,720	5,400	2005	\$59,543
19520 GULF BLVD # 301	Indian Shores	Condominium	\$4,186,526	5,400	2005	\$58,962
19520 GULF BLVD # 302	Indian Shores	Condominium	\$4,185,676	5,400	2005	\$58,948
19520 GULF BLVD # 202	Indian Shores	Condominium	\$4,111,755	5,400	2005	\$57,919
19520 GULF BLVD # 201	Indian Shores	Condominium	\$4,111,755	5,400	2005	\$57,919
20254 GULF BLVD	Indian Shores	Duplex-Triplex-Fourplex	\$4,100,000	3,968	1989	\$65,630

Address	City	Type	Market Value	Sq Ft	Year	Annual Tax
19924 GULF BLVD	Indian Shores	Single Family Home	\$4,085,371	2,954	1998	\$65,521
20238 GULF BLVD	Indian Shores	Duplex-Triplex-Fourplex	\$4,000,000	5,544	1974	\$68,031
19936 GULF BLVD	Indian Shores	Single Family Home	\$3,899,705	3,610	1971	\$62,320
20222 GULF BLVD	Indian Shores	Single Family Home	\$3,897,109	1,548	1962	\$62,262
20226 GULF BLVD	Indian Shores	Single Family Home	\$3,876,763	1,530	1955	\$61,939
19926 GULF BLVD	Indian Shores	Duplex-Triplex-Fourplex	\$3,750,000	4,741	1955	\$60,027
19607 GULF BLVD	Indian Shores	Timeshare	\$3,730,000	17,675	1982	\$59,707
19816 GULF BLVD # 502	Indian Shores	Condominium	\$3,640,789	3,620	2018	\$43,918
19816 GULF BLVD # 402	Indian Shores	Condominium	\$3,605,558	3,620	2018	\$43,519
19325 GULF BLVD	Indian Shores	Restaurant, Cafeteria	\$3,600,000	17,917	1975	\$59,067
19808 GULF BLVD	Indian Shores	Single Family Home	\$3,575,813	1,566	1936	\$57,252
19816 GULF BLVD # 301	Indian Shores	Condominium	\$3,570,326	3,620	2018	\$43,055
19816 GULF BLVD # 302	Indian Shores	Condominium	\$3,570,326	3,620	2018	\$43,055
19300 GULF BLVD	Indian Shores	Duplex-Triplex-Fourplex	\$3,535,000	4,260	1977	\$56,585
19748 GULF BLVD	Indian Shores	Single Family Home	\$3,531,290	4,267	1978	\$55,819
GULF BLVD	Indian Shores	Vacant Residential Land	\$3,521,673			\$56,373
18800 GULF BLVD # 501	Indian Shores	Condominium	\$3,508,309	5,230	2020	\$50,745
19816 GULF BLVD # 202	Indian Shores	Condominium	\$3,497,515	3,620	2018	\$42,224
19816 GULF BLVD # 201	Indian Shores	Condominium	\$3,497,515	3,620	2018	\$42,224
20062 GULF BLVD	Indian Shores	Single Family Home	\$3,450,332	2,084	1973	\$55,087
18651 GULF BLVD	Indian Shores	County Gov't - Non-resid	\$3,442,888	400	1989	\$56,804
19726 GULF BLVD	Indian Shores	Single Family Home	\$3,355,900	1,144	1951	\$66,639
19640 GULF BLVD # 200	Indian Shores	Condominium	\$3,307,731	6,025	2007	\$58,101
20228 GULF BLVD # A	Indian Shores	Single Family Home	\$3,290,735	1,760	1977	\$52,432
19716 GULF BLVD	Indian Shores	Single Family - more tha	\$3,277,791	2,657	1948	\$51,996

Address	City	Type	Market Value	Sq Ft	Year	Annual Tax
19140 GULF BLVD	Indian Shores	Single Family - more tha	\$3,276,330	2,850	1983	\$52,044
20250 GULF BLVD	Indian Shores	Single Family Home	\$3,256,861	2,933	1967	\$52,343
19900 GULF BLVD	Indian Shores	Single Family Home	\$3,221,359	2,626	2011	\$51,053
19646 GULF BLVD	Indian Shores	Duplex-Triplex-Fourplex	\$3,200,000	3,657	1948	\$54,424
20025 GULF BLVD	Indian Shores	Restaurant, Cafeteria	\$3,120,000	8,599	1966	\$53,144
19626 GULF BLVD	Indian Shores	Single Family Home	\$3,115,504	1,540	1994	\$50,260
19934 GULF BLVD	Indian Shores	Duplex-Triplex-Fourplex	\$3,100,000	2,340	1971	\$49,622
19520 GULF BLVD # 702	Indian Shores	Condominium	\$3,082,781	5,400	2005	\$61,378
18530 GULF BLVD	Indian Shores	Single Family Home	\$3,022,745	2,921	2005	\$48,350
19424 GULF BLVD # 502	Indian Shores	Condominium	\$2,999,624	4,730	2006	\$43,395
19336 GULF BLVD	Indian Shores	Single Family Home	\$2,991,298	2,720	2022	\$47,415
19730 GULF BLVD # 4	Indian Shores	Condominium	\$2,959,620	5,100	2007	\$43,610
19424 GULF BLVD # 501	Indian Shores	Condominium	\$2,957,949	4,670	2006	\$42,784
19640 GULF BLVD # 702	Indian Shores	Condominium	\$2,932,362	4,000	2007	\$41,960
18812 GULF BLVD	Indian Shores	Single Family - more tha	\$2,929,267	1,702	1947	\$46,801
19640 GULF BLVD # 602	Indian Shores	Condominium	\$2,908,534	4,000	2007	\$41,590
19644 GULF BLVD	Indian Shores	Single Family Home	\$2,895,600	1,980	1948	\$46,296
19904 GULF BLVD	Indian Shores	Single Family Home	\$2,885,764	2,996	2017	\$45,694
19640 GULF BLVD # 502	Indian Shores	Condominium	\$2,877,861	4,000	2007	\$41,189
19640 GULF BLVD # 701	Indian Shores	Condominium	\$2,872,140	3,900	2007	\$41,061
19324 GULF BLVD	Indian Shores	Single Family Home	\$2,868,831	1,395	1968	\$45,855
19340 GULF BLVD # 601	Indian Shores	Condominium	\$2,863,521	3,844	2004	\$41,057
19320 GULF BLVD	Indian Shores	Single Family Home	\$2,854,131	1,372	1932	\$45,671
19640 GULF BLVD # 402	Indian Shores	Condominium	\$2,846,717	4,000	2007	\$40,785
19640 GULF BLVD # 601	Indian Shores	Condominium	\$2,844,305	3,900	2007	\$40,703

Address	City	Type	Market Value	Sq Ft	Year	Annual Tax
19730 GULF BLVD # 6	Indian Shores	Condominium	\$2,841,938	5,100	2007	\$41,776
19340 GULF BLVD # 501	Indian Shores	Condominium	\$2,833,592	3,844	2004	\$40,633
19640 GULF BLVD # 302	Indian Shores	Condominium	\$2,819,434	4,000	2007	\$40,366
19640 GULF BLVD # 501	Indian Shores	Condominium	\$2,818,596	3,900	2007	\$40,344
19340 GULF BLVD # 401	Indian Shores	Condominium	\$2,808,651	3,844	2004	\$40,246
19640 GULF BLVD # 401	Indian Shores	Condominium	\$2,790,761	3,900	2007	\$39,950
19340 GULF BLVD # 301	Indian Shores	Condominium	\$2,781,215	3,844	2004	\$39,858
19730 GULF BLVD # 3	Indian Shores	Condominium	\$2,736,572	5,100	2007	\$40,238
19730 GULF BLVD # 2	Indian Shores	Condominium	\$2,732,739	5,100	2007	\$40,232
19742 GULF BLVD	Indian Shores	Duplex-Triplex-Fourplex	\$2,725,000	2,828	1932	\$43,620
19002 GULF BLVD	Indian Shores	Vacant Residential - lot	\$2,720,633			\$43,550
19640 GULF BLVD # 301	Indian Shores	Condominium	\$2,706,319	3,800	2007	\$38,818
19816 GULF BLVD # 501	Indian Shores	Condominium	\$2,695,523	3,620	2018	\$43,918
19816 GULF BLVD # 401	Indian Shores	Condominium	\$2,671,660	3,620	2018	\$43,519
19730 GULF BLVD # 1	Indian Shores	Condominium	\$2,665,138	5,100	2007	\$39,155
19138 GULF BLVD	Indian Shores	Single Family Home	\$2,632,603	1,736	1925	\$42,136
19718 1/2 GULF BLVD	Indian Shores	Single Family Home	\$2,620,906	1,008	1987	\$41,821
20248 GULF BLVD	Indian Shores	Single Family Home	\$2,617,915	1,518	1967	\$41,897
18700 GULF BLVD # 4	Indian Shores	Planned Unit Development	\$2,611,021	3,064	2002	\$39,018
19628 GULF BLVD	Indian Shores	Single Family Home	\$2,586,527	1,112	1938	\$41,343
19714 GULF BLVD	Indian Shores	Single Family Home	\$2,586,057	1,834	1972	\$41,304
19804 GULF BLVD	Indian Shores	Duplex-Triplex-Fourplex	\$2,575,000	2,574	1953	\$43,219
19130 GULF BLVD # V-9	Indian Shores	Condominium	\$2,574,916	3,545	2002	\$39,717
19130 GULF BLVD # V-10	Indian Shores	Condominium	\$2,574,916	3,545	2002	\$39,796
19802 GULF BLVD # A	Indian Shores	Single Family Home	\$2,573,654	1,008	1977	\$40,943

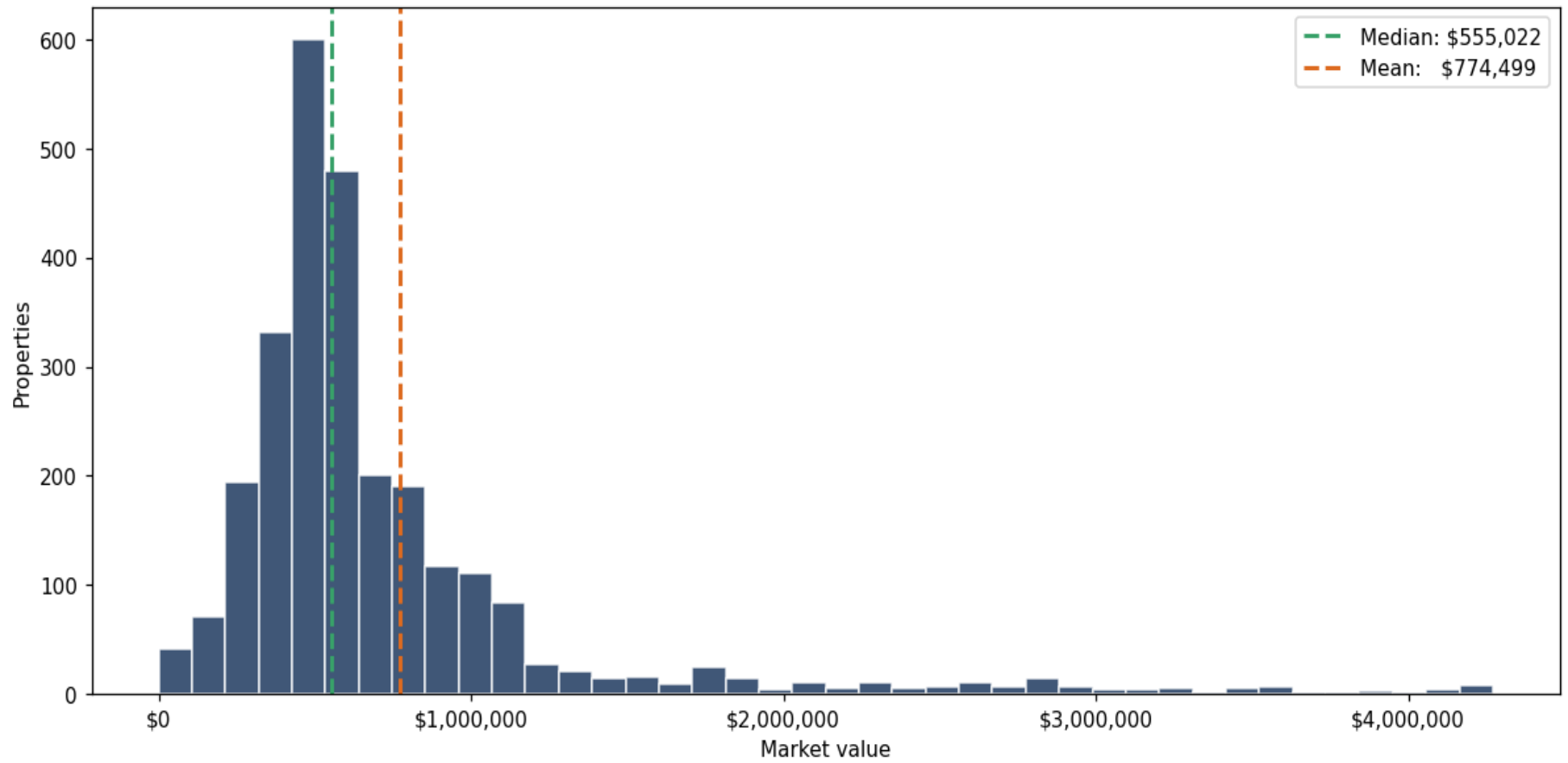
Address	City	Type	Market Value	Sq Ft	Year	Annual Tax
19130 GULF BLVD # V-8	Indian Shores	Condominium	\$2,549,615	3,545	2002	\$39,360
19130 GULF BLVD # V-7	Indian Shores	Condominium	\$2,549,615	3,545	2002	\$39,360
19130 GULF BLVD # V-5	Indian Shores	Condominium	\$2,522,014	3,545	2002	\$38,969
19130 GULF BLVD # V-6	Indian Shores	Condominium	\$2,522,014	3,545	2002	\$38,969
19130 GULF BLVD # V-4	Indian Shores	Condominium	\$2,499,013	3,545	2002	\$38,579
19239 GULF BLVD	Indian Shores	Single Family Home	\$2,479,448	4,132	2023	\$39,053
19424 GULF BLVD # 402	Indian Shores	Condominium	\$2,479,325	3,950	2006	\$35,784
19424 GULF BLVD # 302	Indian Shores	Condominium	\$2,453,697	3,950	2006	\$35,956
19424 GULF BLVD # 401	Indian Shores	Condominium	\$2,452,709	3,900	2006	\$35,398
19130 GULF BLVD # V-1	Indian Shores	Condominium	\$2,448,411	3,545	2002	\$37,487
19424 GULF BLVD # 301	Indian Shores	Condominium	\$2,427,405	3,900	2006	\$35,321
19424 GULF BLVD # 201	Indian Shores	Condominium	\$2,379,327	3,900	2006	\$34,360
19730 GULF BLVD # 5	Indian Shores	Condominium	\$2,335,745	5,100	2007	\$41,167
19800 GULF BLVD # A	Indian Shores	Vacant Residential - lot	\$2,316,125			\$37,017
18700 GULF BLVD # 3	Indian Shores	Planned Unit Development	\$2,285,318	2,960	2002	\$37,080
18700 GULF BLVD # 6	Indian Shores	Planned Unit Development	\$2,280,958	2,960	2002	\$36,823
18700 GULF BLVD # 2	Indian Shores	Planned Unit Development	\$2,280,443	2,960	2002	\$36,762
18700 GULF BLVD # 1	Indian Shores	Planned Unit Development	\$2,280,443	2,960	2002	\$37,000
18700 GULF BLVD # 5	Indian Shores	Planned Unit Development	\$2,280,443	2,960	2002	\$36,554
18700 GULF BLVD # 8	Indian Shores	Planned Unit Development	\$2,270,643	2,960	2002	\$36,747
18700 GULF BLVD # 10	Indian Shores	Planned Unit Development	\$2,260,843	2,960	2002	\$36,106
18700 GULF BLVD # 9	Indian Shores	Planned Unit Development	\$2,260,843	2,960	2002	\$36,680
19508 GULF BLVD # 103	Indian Shores	Timeshare	\$2,241,000	33,656	1985	\$35,872
19820 GULF BLVD # 501	Indian Shores	Condominium	\$2,207,132	4,275	2006	\$33,500
19832 GULF BLVD # A	Indian Shores	Single Family Home	\$2,193,697	1,117	1926	\$35,093

Address	City	Type	Market Value	Sq Ft	Year	Annual Tax
19700 GULF BLVD # 602	Indian Shores	Condominium	\$2,162,131	3,550	1982	\$31,990
19700 GULF BLVD # 601	Indian Shores	Condominium	\$2,162,131	3,550	1982	\$32,018
19722 GULF BLVD	Indian Shores	Hotels and Motels (49 un	\$2,135,000	5,016	1960	\$35,696
18700 GULF BLVD # 7	Indian Shores	Planned Unit Development	\$2,127,852	3,064	2002	\$32,669
19918 GULF BLVD # 1	Indian Shores	Single Family Home	\$2,111,307	1,481	1986	\$33,755
18800 GULF BLVD # 401	Indian Shores	Condominium	\$2,069,130	2,870	2020	\$29,997
18530 GULF BLVD	Indian Shores	Vacant Residential - lot	\$2,068,650			\$33,076
19734 GULF BLVD # 502	Indian Shores	Condominium	\$2,066,100	3,925	2006	\$32,600
18800 GULF BLVD # 402	Indian Shores	Condominium	\$2,057,835	2,850	2020	\$29,704
19130 GULF BLVD # V-3	Indian Shores	Condominium	\$2,056,189	3,545	2002	\$38,579
18800 GULF BLVD # 301	Indian Shores	Condominium	\$2,048,645	2,870	2020	\$29,581
19916 GULF BLVD # 2	Indian Shores	Single Family Home	\$2,030,911	1,481	1986	\$32,369
19908 GULF BLVD # A	Indian Shores	Single Family Home	\$2,020,964	1,304	1976	\$32,306
19130 GULF BLVD # V-2	Indian Shores	Condominium	\$2,014,461	3,545	2002	\$37,864
18800 GULF BLVD # 201	Indian Shores	Condominium	\$2,007,679	2,870	2020	\$29,001
19728 GULF BLVD # A	Indian Shores	Single Family Home	\$1,969,748	1,208	1924	\$31,485
19734 GULF BLVD # 501	Indian Shores	Condominium	\$1,915,847	3,925	2006	\$30,224
19500 GULF BLVD # 500	Indian Shores	Condominium	\$1,898,361	3,600	1978	\$28,157
GULF BLVD	Indian Shores	Vacant Commercial Land	\$1,892,207			\$30,920
18610 GULF BLVD # PH-800	Indian Shores	Condominium	\$1,882,962	3,400	1974	\$31,689
20110 GULF BLVD # 600	Indian Shores	Condominium	\$1,868,410	3,768	2004	\$31,864
20110 GULF BLVD # 601	Indian Shores	Condominium	\$1,865,860	3,768	2004	\$31,821
20001 GULF BLVD # 503	Indian Shores	Condominium	\$1,860,304	3,065	2022	\$24,039
20110 GULF BLVD # 501	Indian Shores	Condominium	\$1,848,001	3,768	2004	\$31,540
20110 GULF BLVD # 500	Indian Shores	Condominium	\$1,846,301	3,768	2004	\$31,510

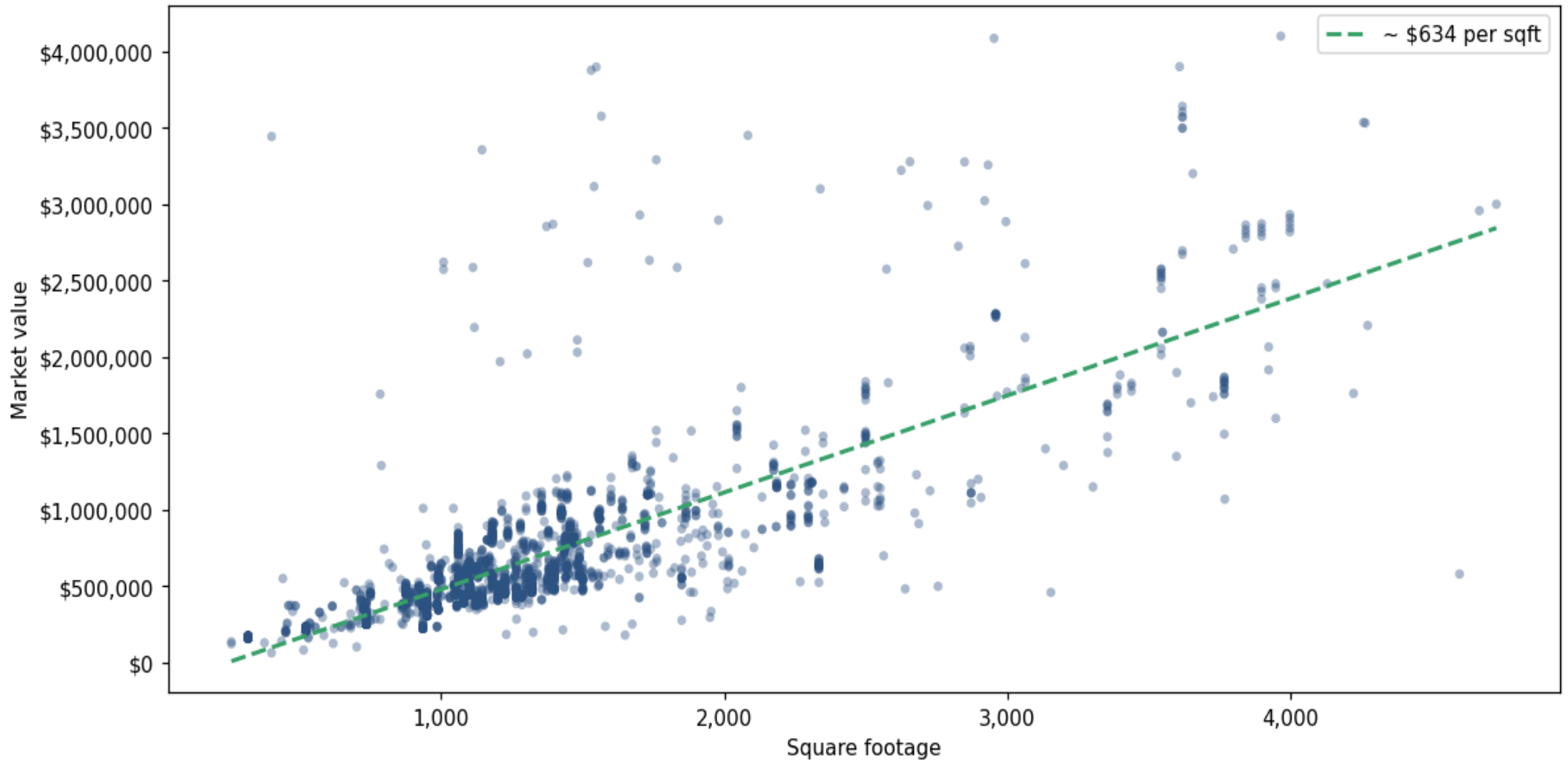
Address	City	Type	Market Value	Sq Ft	Year	Annual Tax
19828 GULF BLVD # 301	Indian Shores	Condominium	\$1,837,812	2,500	2000	\$30,412
20001 GULF BLVD # 501	Indian Shores	Condominium	\$1,835,535	3,065	2022	\$23,633
20110 GULF BLVD # 400	Indian Shores	Condominium	\$1,831,738	3,768	2004	\$31,277
20002 GULF BLVD # PH-5	Indian Shores	Condominium	\$1,831,611	2,580	1979	\$30,532
20110 GULF BLVD # 401	Indian Shores	Condominium	\$1,829,188	3,768	2004	\$31,706
19820 GULF BLVD # 401	Indian Shores	Condominium	\$1,828,331	3,440	2006	\$27,761
19820 GULF BLVD # 301	Indian Shores	Condominium	\$1,810,475	3,440	2006	\$27,508
20110 GULF BLVD # 301	Indian Shores	Condominium	\$1,808,780	3,768	2004	\$30,874
19820 GULF BLVD # 402	Indian Shores	Condominium	\$1,808,457	3,390	2006	\$27,421
19828 GULF BLVD # 502	Indian Shores	Condominium	\$1,806,993	2,500	2000	\$29,908
18822 GULF BLVD # 4C	Indian Shores	Condominium	\$1,800,575	2,060	1982	\$26,003
20110 GULF BLVD # 200	Indian Shores	Condominium	\$1,795,066	3,768	2004	\$30,655
19831 GULF BLVD	Indian Shores	Single Family Home	\$1,794,923	3,050	2023	\$28,260
20110 GULF BLVD # 201	Indian Shores	Condominium	\$1,792,516	3,768	2004	\$30,611
19820 GULF BLVD # 302	Indian Shores	Condominium	\$1,790,862	3,390	2006	\$27,172
19828 GULF BLVD # 401	Indian Shores	Condominium	\$1,790,772	2,500	2000	\$29,586
19828 GULF BLVD # 402	Indian Shores	Condominium	\$1,790,772	2,500	2000	\$29,586
19820 GULF BLVD # 201	Indian Shores	Condominium	\$1,776,996	3,440	2006	\$26,940
19828 GULF BLVD # 302	Indian Shores	Condominium	\$1,771,307	2,500	2000	\$29,311
19000 GULF BLVD # 4	Indian Shores	Condominium	\$1,770,925	3,000	2008	\$25,234
19820 GULF BLVD # 502	Indian Shores	Condominium	\$1,762,118	4,225	2006	\$33,109
20110 GULF BLVD # 100	Indian Shores	Condominium	\$1,758,289	3,768	2004	\$30,023
20110 GULF BLVD # 101	Indian Shores	Condominium	\$1,758,289	3,768	2004	\$30,023
19820 GULF BLVD # 202	Indian Shores	Condominium	\$1,757,868	3,390	2006	\$26,613
19906 GULF BLVD # A	Indian Shores	Single Family Home	\$1,757,163	784	1937	\$28,111

Address	City	Type	Market Value	Sq Ft	Year	Annual Tax
19828 GULF BLVD # 201	Indian Shores	Condominium	\$1,753,464	2,500	2000	\$29,013
19828 GULF BLVD # 202	Indian Shores	Condominium	\$1,753,464	2,500	2000	\$29,013
20001 GULF BLVD # 502	Indian Shores	Condominium	\$1,744,405	2,965	2022	\$22,465
20116 GULF BLVD	Indian Shores	Hotels and Motels (49 un	\$1,740,000	3,729	1925	\$29,213
GULF BLVD	Indian Shores	Vacant Commercial Land	\$1,738,080			\$28,400
19828 GULF BLVD # 102	Indian Shores	Condominium	\$1,719,401	2,500	2000	\$28,440
19910 GULF BLVD # 300	Indian Shores	Condominium	\$1,700,466	3,650	1987	\$29,051
19734 GULF BLVD # 402	Indian Shores	Condominium	\$1,689,976	3,355	2006	\$26,636
19734 GULF BLVD # 401	Indian Shores	Condominium	\$1,689,976	3,355	2006	\$26,636
19734 GULF BLVD # 301	Indian Shores	Condominium	\$1,674,739	3,355	2006	\$26,359
18800 GULF BLVD # 302	Indian Shores	Condominium	\$1,666,626	2,850	2020	\$29,427
19616 GULF BLVD # 202	Indian Shores	Condominium	\$1,649,128	2,045	1994	\$23,651

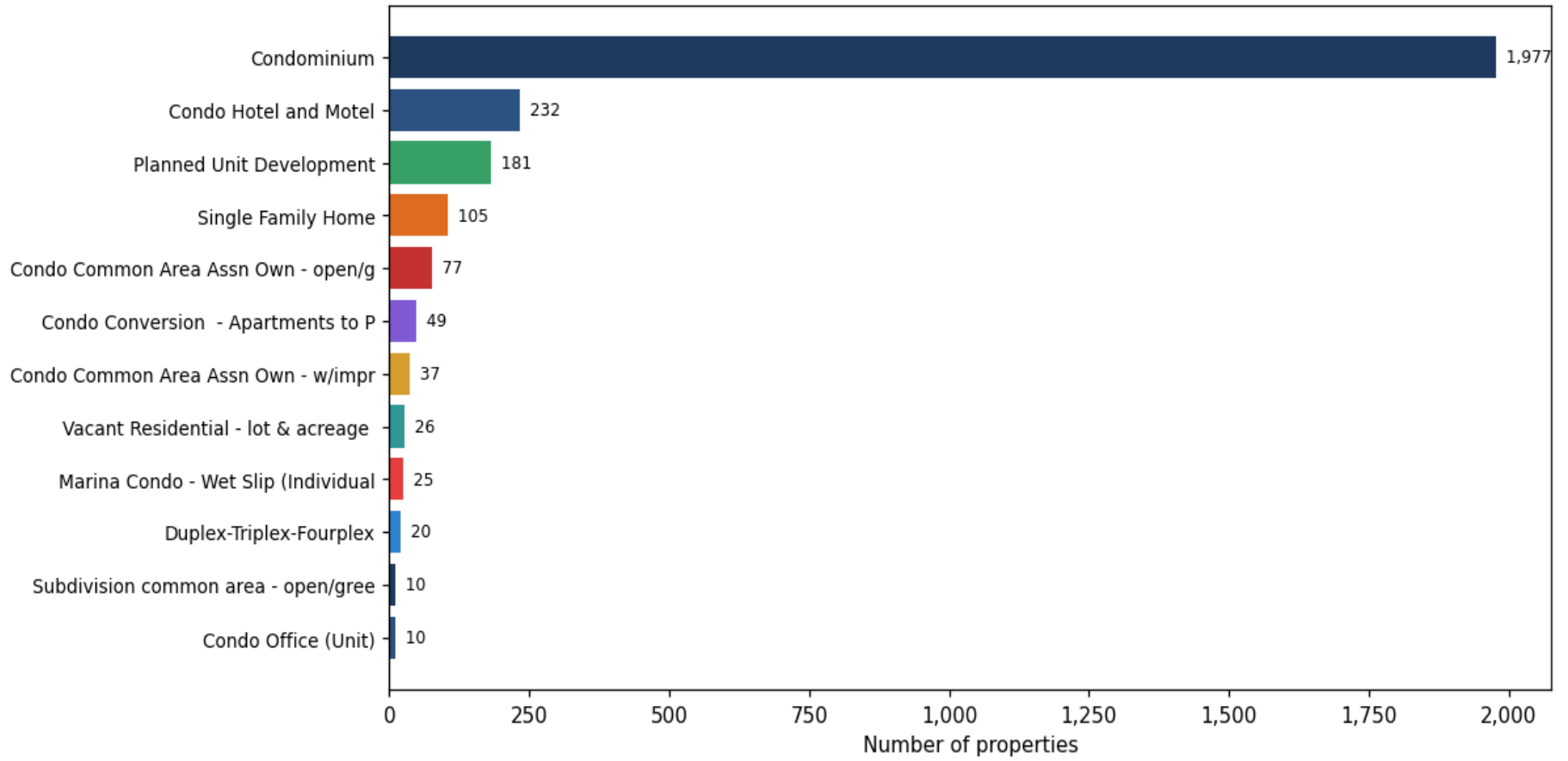
**Market value distribution (n=2,701, top 1% trimmed for readability)**



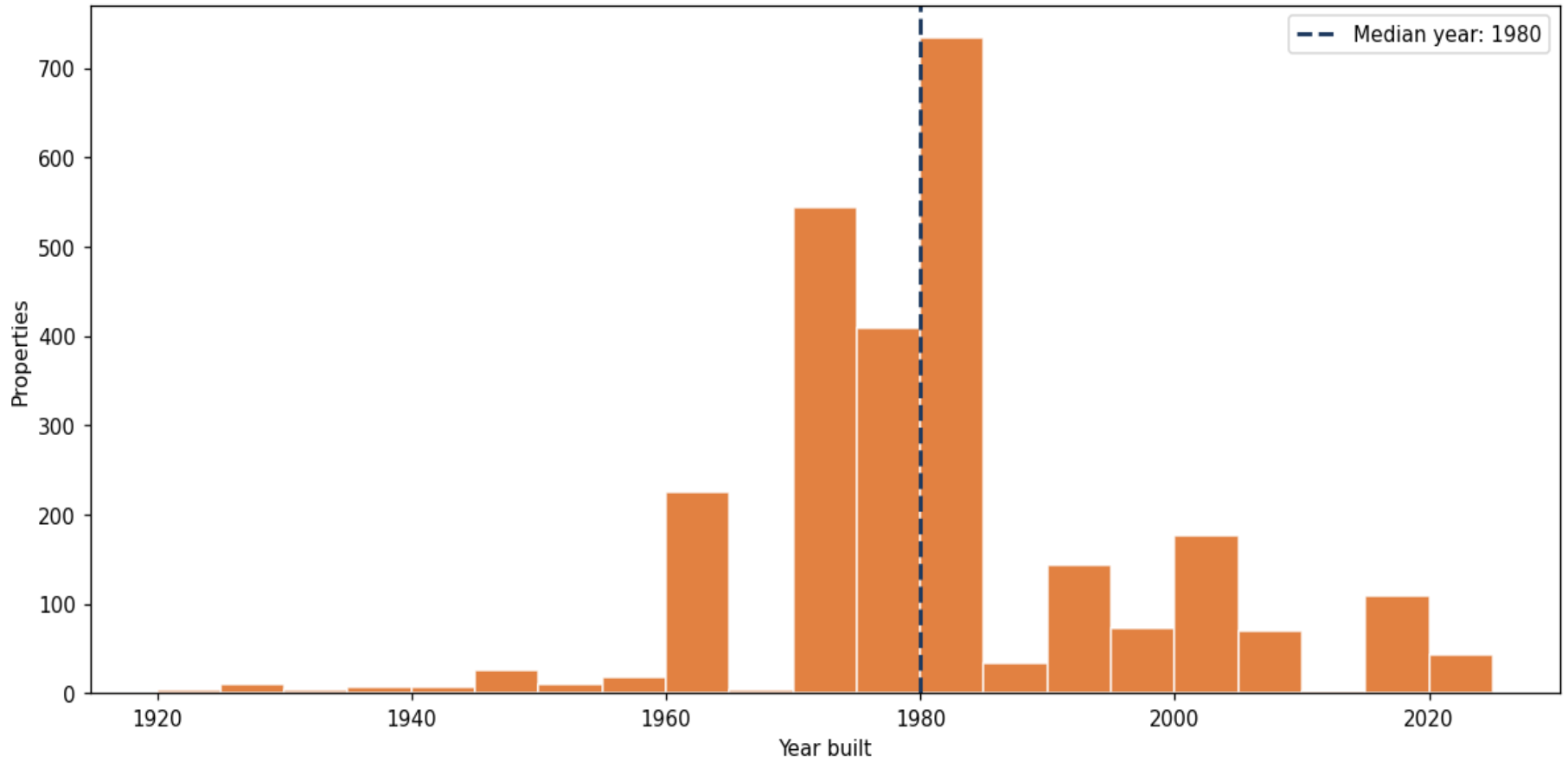
**Building size vs. market value (n=2,558, outliers trimmed)**



## Top property types by count



**Year built distribution (5-year buckets)**



**Market value vs. assessed value (gap = untaxed appreciation)**

