

Pinellas Property Market Report

21 matching properties • May 30, 2026

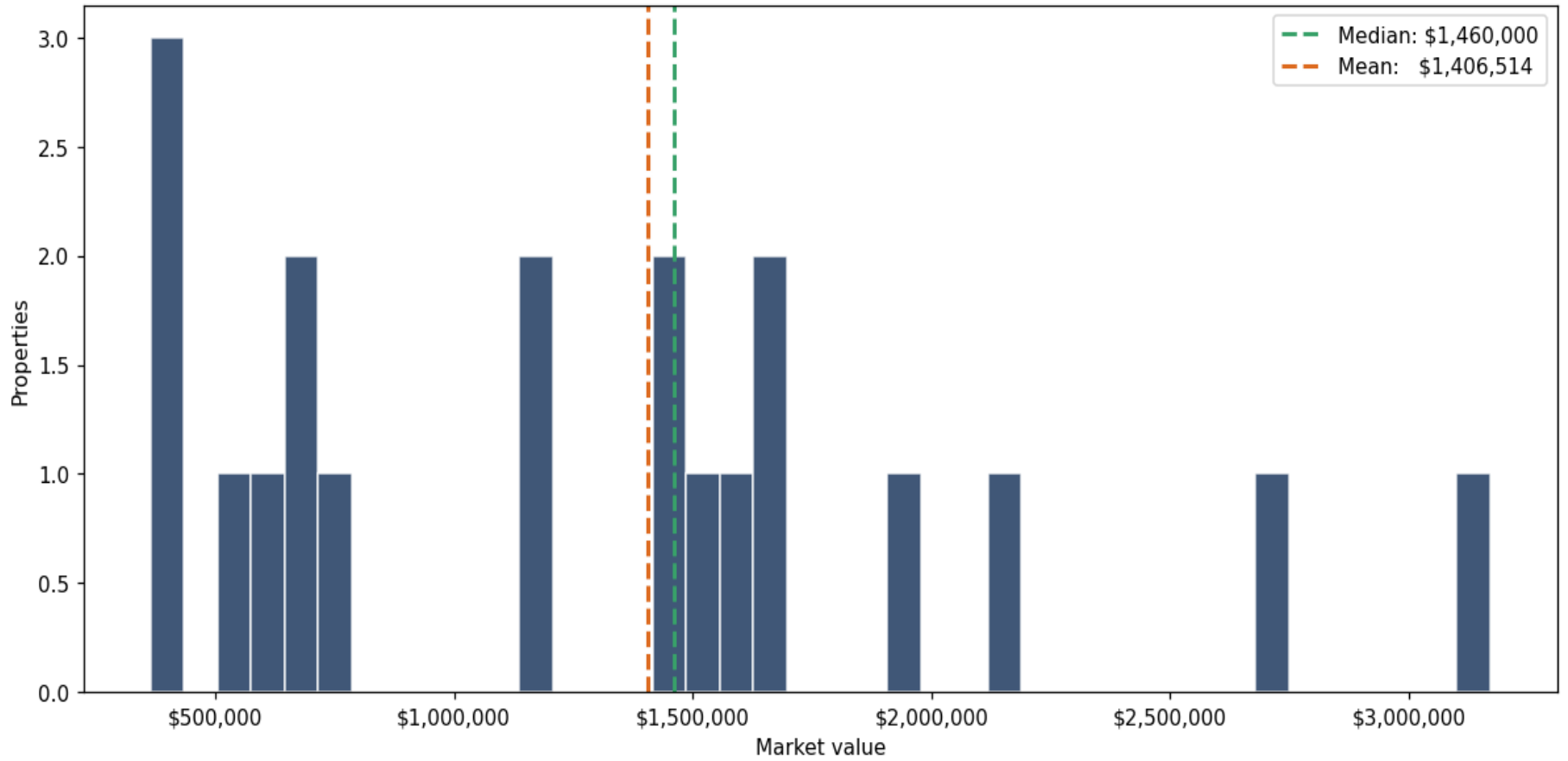
Filters applied	Headline numbers
City: Indian Rocks Beach	Properties matched: 21
Property type: Hotels and Motels (49 units or less)	Median market value: \$1,460,000
	Mean market value: \$1,406,514
	Min / Max: \$365,000 / \$3,300,000
	Mean square footage: 4,110

Top 21 properties by market value

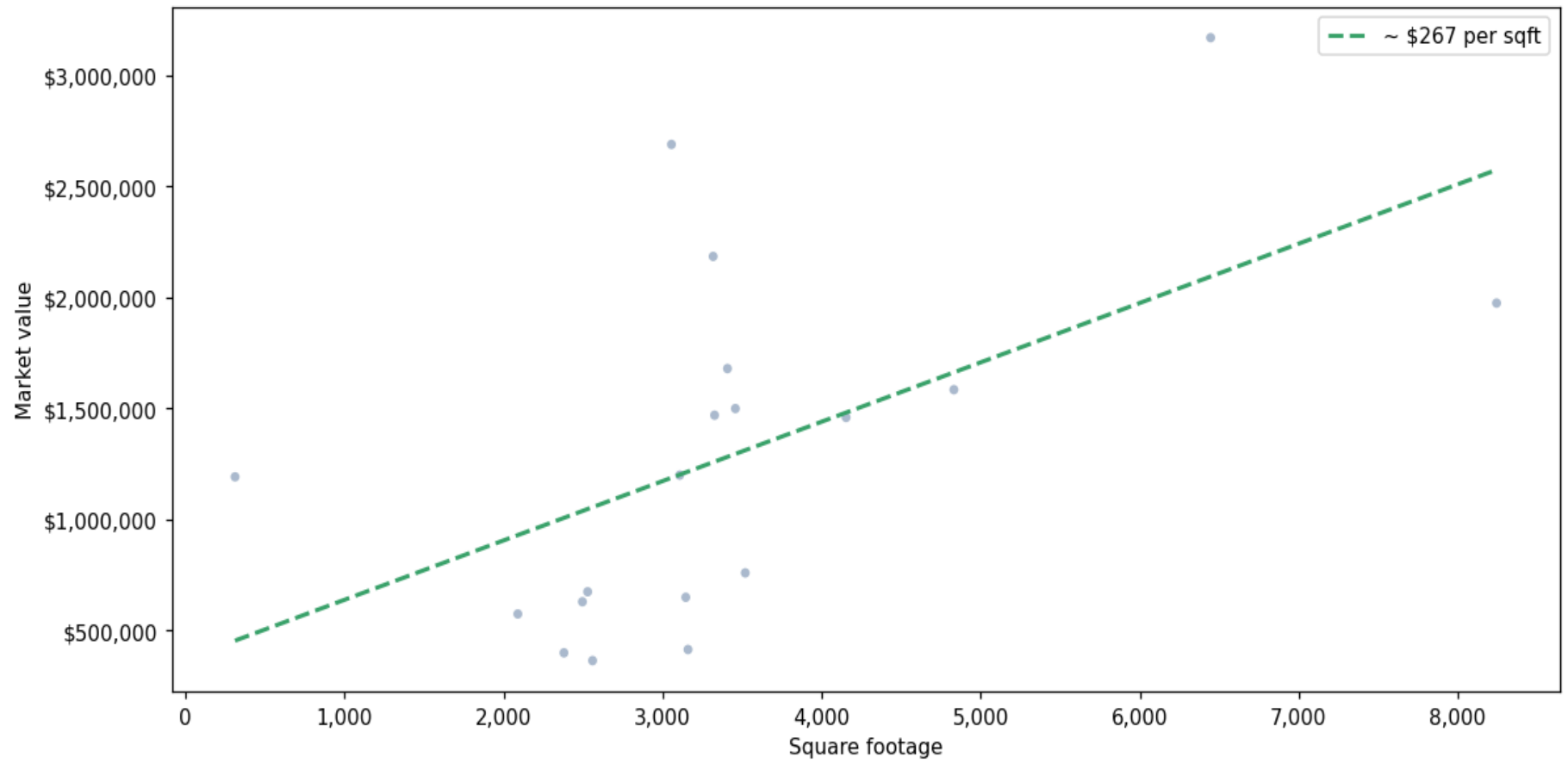
Address	City	Type	Market Value	Sq Ft	Year	Annual Tax
68 GULF BLVD	Indian Rocks Beach	Hotels and Motels (49 un	\$3,300,000	11,462	1972	\$55,059
1616 GULF BLVD	Indian Rocks Beach	Hotels and Motels (49 un	\$3,170,000	6,446	1938	\$50,616
399 A 2ND ST	Indian Rocks Beach	Hotels and Motels (49 un	\$2,689,299	3,056	2016	\$43,030
808 BEACH TRL	Indian Rocks Beach	Hotels and Motels (49 un	\$2,185,000	3,318	1936	\$36,257
701 GULF BLVD	Indian Rocks Beach	Hotels and Motels (49 un	\$1,975,000	8,244	1947	\$31,100
1506 GULF BLVD	Indian Rocks Beach	Hotels and Motels (49 un	\$1,680,000	3,408	1957	\$26,340
30 GULF BLVD # H	Indian Rocks Beach	Hotels and Motels (49 un	\$1,660,000	9,303	1961	\$27,530
514 GULF BLVD	Indian Rocks Beach	Hotels and Motels (49 un	\$1,585,000	4,832	1974	\$26,498
306 GULF BLVD	Indian Rocks Beach	Hotels and Motels (49 un	\$1,500,000	3,458	1955	\$25,150
308 GULF BLVD	Indian Rocks Beach	Hotels and Motels (49 un	\$1,470,000	3,327	1910	\$24,599
318 GULF BLVD	Indian Rocks Beach	Hotels and Motels (49 un	\$1,460,000	4,154	1954	\$24,356
810 GULF BLVD	Indian Rocks Beach	Hotels and Motels (49 un	\$1,200,000	3,108	1952	\$19,675
808 GULF BLVD	Indian Rocks Beach	Hotels and Motels (49 un	\$1,192,499	312	1925	\$19,692

Address	City	Type	Market Value	Sq Ft	Year	Annual Tax
2211 GULF BLVD	Indian Rocks Beach	Hotels and Motels (49 un	\$760,000	3,520	2005	\$12,376
612 2ND ST	Indian Rocks Beach	Hotels and Motels (49 un	\$675,000	2,529	1957	\$12,535
2008 GULF BLVD	Indian Rocks Beach	Hotels and Motels (49 un	\$650,000	3,146	1950	\$10,472
108 21ST AVE	Indian Rocks Beach	Hotels and Motels (49 un	\$630,000	2,496	1951	\$9,679
810 GULF BLVD	Indian Rocks Beach	Hotels and Motels (49 un	\$575,000	2,090	1953	\$9,520
1803 GULF BLVD	Indian Rocks Beach	Hotels and Motels (49 un	\$415,000	3,160	1991	\$6,506
1805 GULF BLVD	Indian Rocks Beach	Hotels and Motels (49 un	\$400,000	2,380	1946	\$6,664
104 18TH AVE	Indian Rocks Beach	Hotels and Motels (49 un	\$365,000	2,560	1991	\$5,712

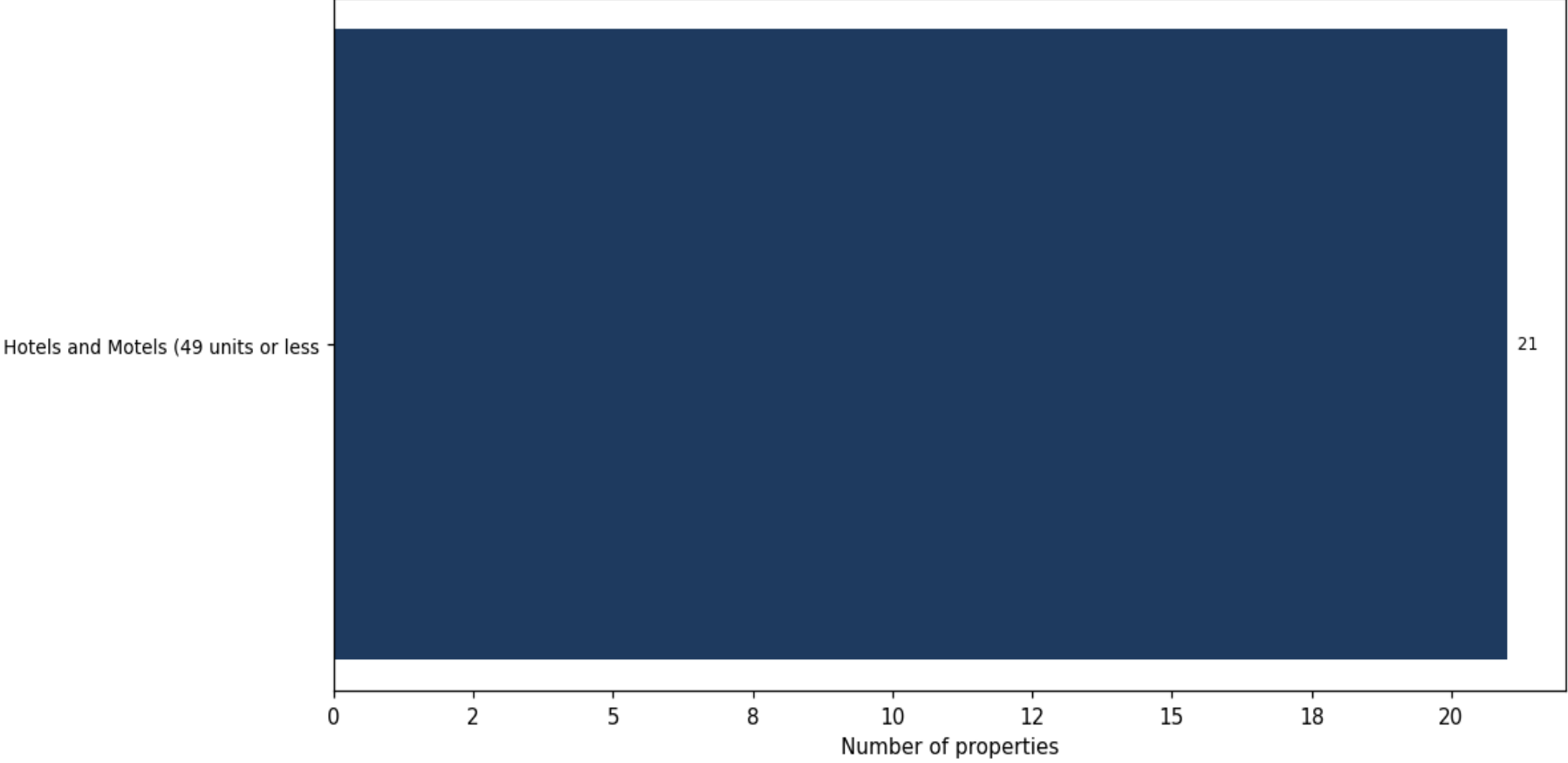
Market value distribution (n=21, top 1% trimmed for readability)



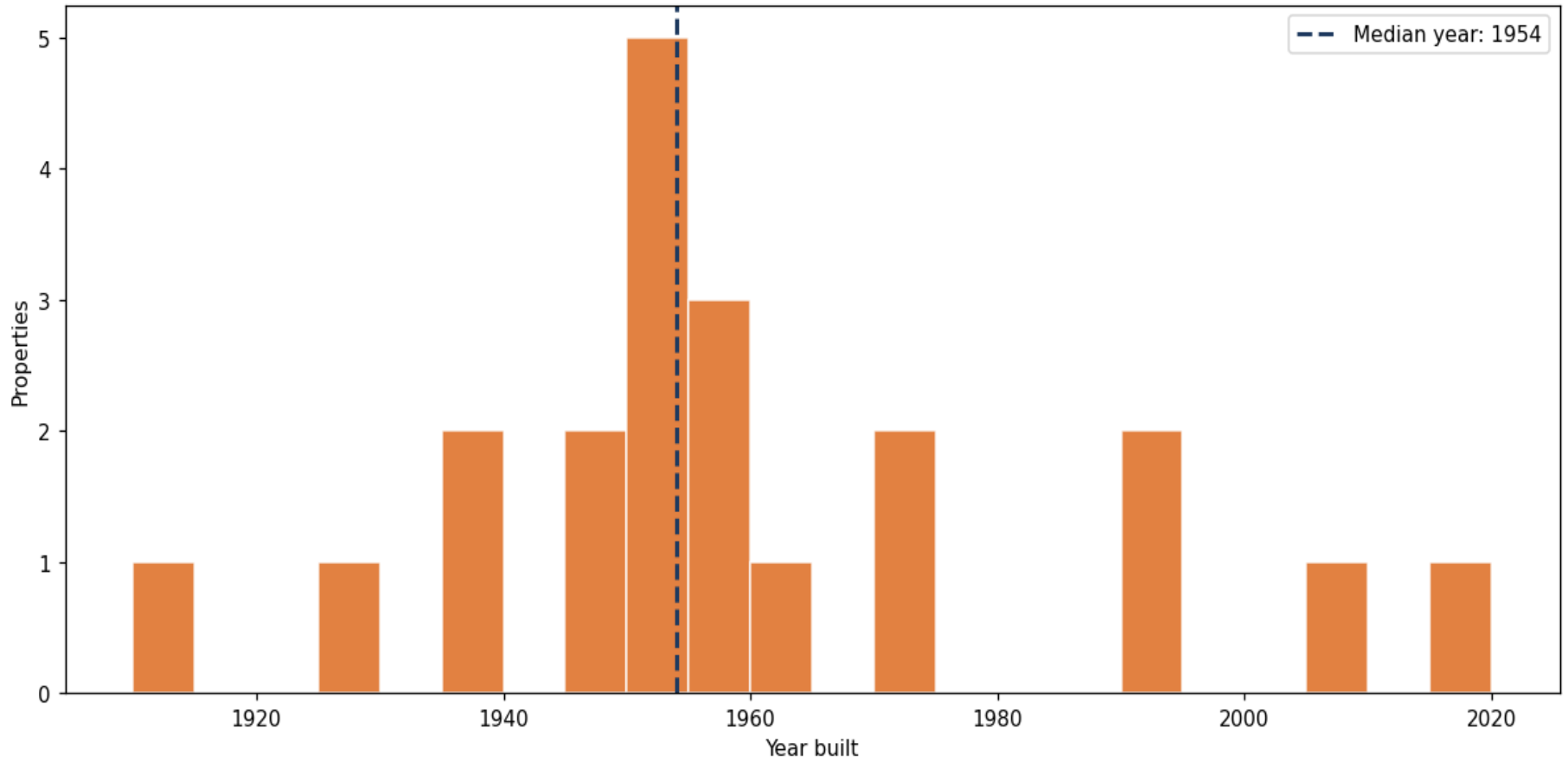
Building size vs. market value (n=19, outliers trimmed)



Top property types by count



Year built distribution (5-year buckets)



Market value vs. assessed value (gap = untaxed appreciation)

