

# Pinellas Property Market Report

3,534 matching properties • May 30, 2026

| Filters applied                 | Headline numbers                      |
|---------------------------------|---------------------------------------|
| <b>City:</b> Indian Rocks Beach | <b>Properties matched:</b> 3,534      |
|                                 | <b>Median market value:</b> \$660,551 |
|                                 | <b>Mean market value:</b> \$823,028   |
|                                 | <b>Min / Max:</b> \$0 / \$10,151,623  |
|                                 | <b>Mean square footage:</b> 1,761     |

## Top 200 properties by market value

| Address           | City               | Type                     | Market Value | Sq Ft  | Year | Annual Tax |
|-------------------|--------------------|--------------------------|--------------|--------|------|------------|
| 205 BATES AVE     | Indian Rocks Beach | Condo Common Area Assn O | —            |        |      | —          |
| 205 BATES AVE # A | Indian Rocks Beach | Vacant Residential - lot | —            |        |      | —          |
| GULF BLVD         | Indian Rocks Beach | Vacant Residential - lot | —            |        |      | —          |
| 610 GULF BLVD     | Indian Rocks Beach | Condo Common Area Assn O | —            |        |      | —          |
| 205 BATES AVE # B | Indian Rocks Beach | Vacant Residential - lot | —            |        |      | —          |
| 610 GULF BLVD     | Indian Rocks Beach | Single Family Home       | —            | 3,612  | 2025 | —          |
| 608 GULF BLVD     | Indian Rocks Beach | Single Family Home       | —            | 2,760  | 2025 | —          |
| GULF BLVD         | Indian Rocks Beach | Vacant Commercial Land w | \$10,151,623 |        |      | \$165,018  |
| 1615 1ST ST       | Indian Rocks Beach | Church, Church School, C | \$7,211,224  | 20,475 | 1990 | \$110,227  |
| 2 18TH AVE        | Indian Rocks Beach | Single Family - more tha | \$7,007,720  | 6,914  | 1998 | \$110,460  |
| 32 GULF BLVD      | Indian Rocks Beach | Single Family Home       | \$6,868,168  | 5,884  | 2023 | \$98,070   |
| 401 2ND ST        | Indian Rocks Beach | Hotels and Motels (50 un | \$6,650,000  | 66,400 | 1986 | \$105,517  |
| 34 GULF BLVD      | Indian Rocks Beach | Single Family Home       | \$6,264,403  | 5,748  | 2023 | \$98,303   |

| Address            | City               | Type                     | Market Value | Sq Ft  | Year | Annual Tax |
|--------------------|--------------------|--------------------------|--------------|--------|------|------------|
| 2402 GULF BLVD     | Indian Rocks Beach | Timeshare                | \$6,207,500  | 57,818 | 1982 | \$98,496   |
| 537 HARBOR DR N    | Indian Rocks Beach | Single Family Home       | \$6,021,284  | 5,557  | 2021 | \$90,585   |
| 16 GULF BLVD       | Indian Rocks Beach | Vacant Residential Land  | \$5,944,250  |        |      | \$94,319   |
| 1610 BEACH TRL     | Indian Rocks Beach | Single Family Home       | \$5,907,387  | 4,178  | 2013 | \$94,107   |
| 2706 BEACH TRL     | Indian Rocks Beach | Single Family Home       | \$5,884,667  | 4,441  | 2020 | \$93,163   |
| 2502 BEACH TRL     | Indian Rocks Beach | Single Family Home       | \$5,724,927  | 5,157  | 2024 | \$89,849   |
| 2 GULF BLVD        | Indian Rocks Beach | Single Family Home       | \$5,567,322  | 4,987  | 2017 | \$85,933   |
| 2102 BEACH TRL     | Indian Rocks Beach | Vacant Residential - lot | \$5,237,174  |        |      | \$83,099   |
| 1208 BEACH TRL     | Indian Rocks Beach | Single Family Home       | \$5,208,316  | 4,148  | 2014 | \$76,575   |
| 2718 GULF BLVD # 3 | Indian Rocks Beach | Single Family Home       | \$4,974,504  | 2,714  | 2004 | \$78,168   |
| 20 GULF BLVD       | Indian Rocks Beach | Single Family - more tha | \$4,904,625  | 3,705  | 1923 | \$77,557   |
| 401 2ND ST         | Indian Rocks Beach | Hotels and Motels (50 un | \$4,850,000  | 61,686 | 1986 | \$76,956   |
| 2302 BEACH TRL     | Indian Rocks Beach | Apartments (5-9 units)   | \$4,800,000  | 6,913  | 2022 | \$76,163   |
| 401 GULF BLVD      | Indian Rocks Beach | Restaurant, Cafeteria    | \$4,740,000  | 18,408 | 1948 | \$76,797   |
| 1512 GULF BLVD     | Indian Rocks Beach | Single Family - more tha | \$4,707,750  | 3,037  | 1952 | \$74,542   |
| 2408 BAY BLVD      | Indian Rocks Beach | Church, Church School, C | \$4,683,972  | 15,950 | 1955 | \$71,223   |
| 64 GULF BLVD       | Indian Rocks Beach | Single Family Home       | \$4,586,054  | 3,989  | 2005 | \$70,571   |
| 1516 GULF BLVD     | Indian Rocks Beach | Single Family Home       | \$4,574,620  | 3,312  | 2004 | \$70,938   |
| 1 4TH AVE          | Indian Rocks Beach | Vacant Residential - lot | \$4,572,150  |        |      | \$72,547   |
| 816 BEACH TRL      | Indian Rocks Beach | Single Family Home       | \$4,507,000  | 4,452  | 2017 | \$73,425   |
| 812 BEACH TRL      | Indian Rocks Beach | Single Family Home       | \$4,486,400  | 4,675  | 2024 | \$84,394   |
| 724 BEACH TRL      | Indian Rocks Beach | Single Family Home       | \$4,449,560  | 3,291  | 2006 | \$70,412   |
| 200 BEACH TRL      | Indian Rocks Beach | Single Family Home       | \$4,425,368  | 3,178  | 1988 | \$69,586   |
| 818 BEACH TRL      | Indian Rocks Beach | Single Family Home       | \$4,377,400  | 4,324  | 2018 | \$78,572   |
| 820 BEACH TRL      | Indian Rocks Beach | Single Family Home       | \$4,377,400  | 4,324  | 2018 | \$74,642   |

| Address            | City               | Type                     | Market Value | Sq Ft  | Year | Annual Tax |
|--------------------|--------------------|--------------------------|--------------|--------|------|------------|
| 1511 BAY PALM BLVD | Indian Rocks Beach | City Gov't - Non-residen | \$4,355,930  | 12,342 | 1951 | \$70,278   |
| 1522 GULF BLVD     | Indian Rocks Beach | Single Family Home       | \$4,346,190  | 4,728  | 1989 | \$64,862   |
| 2 4TH AVE          | Indian Rocks Beach | Single Family Home       | \$4,343,478  | 3,870  | 2022 | \$67,328   |
| 484 HARBOR DR N    | Indian Rocks Beach | Single Family Home       | \$4,293,345  | 4,735  | 2019 | \$65,169   |
| 524 20TH AVE       | Indian Rocks Beach | Single Family Home       | \$4,250,970  | 5,148  | 2018 | \$64,815   |
| 206 23RD AVE       | Indian Rocks Beach | Church, Church School, C | \$4,246,599  | 12,827 | 1955 | \$65,557   |
| 1606 BEACH TRL     | Indian Rocks Beach | Single Family - more tha | \$4,233,143  | 4,244  | 1976 | \$66,367   |
| 72 GULF BLVD       | Indian Rocks Beach | Duplex-Triplex-Fourplex  | \$4,200,000  | 4,569  | 1946 | \$66,642   |
| 204 BEACH TRL      | Indian Rocks Beach | Single Family Home       | \$4,195,809  | 2,698  | 2018 | \$65,430   |
| 391 12TH AVE       | Indian Rocks Beach | Single Family Home       | \$4,179,094  | 6,245  | 2017 | \$66,256   |
| 1520 GULF BLVD     | Indian Rocks Beach | Single Family Home       | \$4,173,734  | 3,930  | 1989 | \$66,641   |
| 449 18TH AVE       | Indian Rocks Beach | Single Family Home       | \$4,055,032  | 3,184  | 2017 | \$63,432   |
| 1102 BEACH TRL     | Indian Rocks Beach | Single Family Home       | \$4,046,703  | 2,611  | 2017 | \$63,653   |
| 2 5TH AVE          | Indian Rocks Beach | Single Family Home       | \$3,965,374  | 2,420  | 1919 | \$72,336   |
| 4 GULF BLVD        | Indian Rocks Beach | Vacant Residential - lot | \$3,965,000  |        |      | \$62,970   |
| 112 BEACH TRL      | Indian Rocks Beach | Single Family Home       | \$3,956,274  | 3,583  | 2005 | \$62,689   |
| 1514 GULF BLVD     | Indian Rocks Beach | Single Family Home       | \$3,849,029  | 3,616  | 1989 | \$60,863   |
| 1508 BAY PALM BLVD | Indian Rocks Beach | Park Land - Public Park, | \$3,843,413  | 1,196  | 1988 | \$62,367   |
| 477 20TH AVE       | Indian Rocks Beach | Single Family Home       | \$3,806,182  | 3,345  | 2014 | \$54,365   |
| 1218 BEACH TRL     | Indian Rocks Beach | Single Family - more tha | \$3,793,943  | 4,509  | 1947 | \$59,760   |
| 320 GULF BLVD      | Indian Rocks Beach | Vacant Residential - lot | \$3,716,550  |        |      | \$58,971   |
| 516 GULF BLVD      | Indian Rocks Beach | Duplex-Triplex-Fourplex  | \$3,700,000  | 3,090  | 1932 | \$58,709   |
| 1206 BEACH TRL     | Indian Rocks Beach | Single Family Home       | \$3,695,077  | 1,473  | 2002 | \$58,132   |
| 424 HARBOR DR N    | Indian Rocks Beach | Single Family Home       | \$3,663,464  | 4,374  | 2019 | \$57,489   |
| 404 GULF BLVD      | Indian Rocks Beach | Vacant Commercial Land   | \$3,638,416  |        |      | \$57,731   |

| Address         | City               | Type                     | Market Value | Sq Ft  | Year | Annual Tax |
|-----------------|--------------------|--------------------------|--------------|--------|------|------------|
| 1 5TH AVE       | Indian Rocks Beach | Single Family - more tha | \$3,629,426  | 2,910  | 2015 | \$57,403   |
| 1900 1ST ST     | Indian Rocks Beach | Apartments (10 - 49 unit | \$3,625,000  | 31,264 | 1985 | \$65,056   |
| 459 20TH AVE    | Indian Rocks Beach | Single Family Home       | \$3,622,481  | 4,262  | 2019 | \$54,738   |
| 1 25TH AVE      | Indian Rocks Beach | Single Family Home       | \$3,620,747  | 2,346  | 1968 | \$57,401   |
| 710 BEACH TRL   | Indian Rocks Beach | Single Family - more tha | \$3,577,257  | 3,468  | 2001 | \$56,332   |
| 482 HARBOR DR N | Indian Rocks Beach | Single Family Home       | \$3,571,279  | 3,204  | 2014 | \$54,312   |
| 722 BEACH TRL   | Indian Rocks Beach | Single Family - more tha | \$3,554,346  | 2,792  | 2001 | \$56,111   |
| 2308 BEACH TRL  | Indian Rocks Beach | Duplex-Triplex-Fourplex  | \$3,550,000  | 2,806  | 1968 | \$56,329   |
| 529 HARBOR DR N | Indian Rocks Beach | Single Family Home       | \$3,537,499  | 4,090  | 2024 | \$56,396   |
| 108 GULF BLVD   | Indian Rocks Beach | Single Family Home       | \$3,475,538  | 1,775  | 1992 | \$54,904   |
| 726 BEACH TRL   | Indian Rocks Beach | Single Family Home       | \$3,426,468  | 2,364  | 1987 | \$54,172   |
| 2710 BEACH TRL  | Indian Rocks Beach | Vacant Residential - lot | \$3,412,572  |        |      | \$54,168   |
| 2408 BEACH TRL  | Indian Rocks Beach | Single Family Home       | \$3,383,985  | 1,763  | 1936 | \$53,613   |
| 544 20TH AVE    | Indian Rocks Beach | Single Family Home       | \$3,373,179  | 4,403  | 2006 | \$53,417   |
| 732 BEACH TRL   | Indian Rocks Beach | Single Family Home       | \$3,352,240  | 2,482  | 1988 | \$53,073   |
| 455 20TH AVE    | Indian Rocks Beach | Single Family Home       | \$3,342,187  | 4,396  | 2007 | \$52,654   |
| 68 GULF BLVD    | Indian Rocks Beach | Hotels and Motels (49 un | \$3,300,000  | 11,462 | 1972 | \$55,059   |
| 416 16TH AVE    | Indian Rocks Beach | Single Family Home       | \$3,253,156  | 3,741  | 2018 | \$49,471   |
| 802 BEACH TRL   | Indian Rocks Beach | Duplex-Triplex-Fourplex  | \$3,250,000  | 4,738  | 1999 | \$51,568   |
| 1306 GULF BLVD  | Indian Rocks Beach | Vacant Residential - lot | \$3,226,240  |        |      | \$51,191   |
| 306 HARBOR DR   | Indian Rocks Beach | Single Family Home       | \$3,214,800  | 3,939  | 2004 | \$50,562   |
| 110 GULF BLVD   | Indian Rocks Beach | Single Family Home       | \$3,213,716  | 2,098  | 1941 | \$50,864   |
| 346 GULF BLVD   | Indian Rocks Beach | Vacant Residential - lot | \$3,208,500  |        |      | \$50,910   |
| 48 GULF BLVD    | Indian Rocks Beach | Single Family Home       | \$3,201,485  | 2,268  | 1973 | \$50,694   |
| 427 20TH AVE    | Indian Rocks Beach | Single Family Home       | \$3,197,547  | 3,986  | 2023 | \$48,921   |

| Address            | City               | Type                     | Market Value | Sq Ft | Year | Annual Tax |
|--------------------|--------------------|--------------------------|--------------|-------|------|------------|
| 814 BEACH TRL      | Indian Rocks Beach | Duplex-Triplex-Fourplex  | \$3,175,000  | 4,108 | 1989 | \$50,378   |
| 1616 GULF BLVD     | Indian Rocks Beach | Hotels and Motels (49 un | \$3,170,000  | 6,446 | 1938 | \$50,616   |
| 2718 GULF BLVD # 4 | Indian Rocks Beach | Single Family Home       | \$3,156,400  | 2,256 | 2004 | \$68,933   |
| 46 GULF BLVD       | Indian Rocks Beach | Single Family Home       | \$3,155,060  | 1,144 | 1972 | \$50,001   |
| 444 18TH AVE       | Indian Rocks Beach | Single Family Home       | \$3,123,623  | 3,618 | 2022 | \$48,412   |
| 302 BEACH TRL      | Indian Rocks Beach | Single Family Home       | \$3,113,991  | 2,018 | 2000 | \$49,386   |
| 357 12TH AVE       | Indian Rocks Beach | Single Family Home       | \$3,112,760  | 3,355 | 2004 | \$47,301   |
| 314 HARBOR DR      | Indian Rocks Beach | Single Family Home       | \$3,108,161  | 4,450 | 2011 | \$48,632   |
| 304 GULF BLVD      | Indian Rocks Beach | Vacant Residential - lot | \$3,098,850  |       |      | \$49,170   |
| 310 GULF BLVD      | Indian Rocks Beach | Single Family Home       | \$3,090,688  | 1,542 | 1927 | \$49,029   |
| 1010 BEACH TRL     | Indian Rocks Beach | Single Family Home       | \$3,045,196  | 1,440 | 1978 | \$48,307   |
| 317 HARBOR DR      | Indian Rocks Beach | Single Family Home       | \$3,040,580  | 3,737 | 2008 | \$48,072   |
| 442 18TH AVE       | Indian Rocks Beach | Single Family Home       | \$3,032,196  | 4,801 | 2024 | \$47,034   |
| 804 BEACH TRL      | Indian Rocks Beach | Single Family Home       | \$3,031,625  | 1,416 | 1934 | \$48,273   |
| 714 BEACH TRL      | Indian Rocks Beach | Single Family - more tha | \$3,006,917  | 2,328 | 1977 | \$47,562   |
| 1100 BEACH TRL     | Indian Rocks Beach | Single Family - more tha | \$3,005,296  | 2,986 | 1946 | \$47,666   |
| 1600 BEACH TRL # 1 | Indian Rocks Beach | Duplex-Triplex-Fourplex  | \$3,000,000  | 2,846 | 1960 | \$47,602   |
| 351 12TH AVE       | Indian Rocks Beach | Single Family Home       | \$2,965,152  | 3,664 | 2021 | \$46,378   |
| 308 HARBOR DR      | Indian Rocks Beach | Single Family Home       | \$2,952,965  | 3,770 | 2007 | \$46,393   |
| 467 HARBOR DR N    | Indian Rocks Beach | Single Family Home       | \$2,951,550  | 3,671 | 2012 | \$46,101   |
| 472 HARBOR DR S    | Indian Rocks Beach | Single Family Home       | \$2,938,599  | 3,634 | 2002 | \$45,717   |
| 353 12TH AVE       | Indian Rocks Beach | Single Family Home       | \$2,938,248  | 3,784 | 2021 | \$45,848   |
| 1204 BEACH TRL     | Indian Rocks Beach | Single Family Home       | \$2,922,733  | 819   | 1928 | \$46,379   |
| 411 HARBOR DR S    | Indian Rocks Beach | Single Family Home       | \$2,921,677  | 3,190 | 2019 | \$45,459   |
| 420 HARBOR DR N    | Indian Rocks Beach | Single Family Home       | \$2,903,858  | 3,270 | 2019 | \$44,859   |

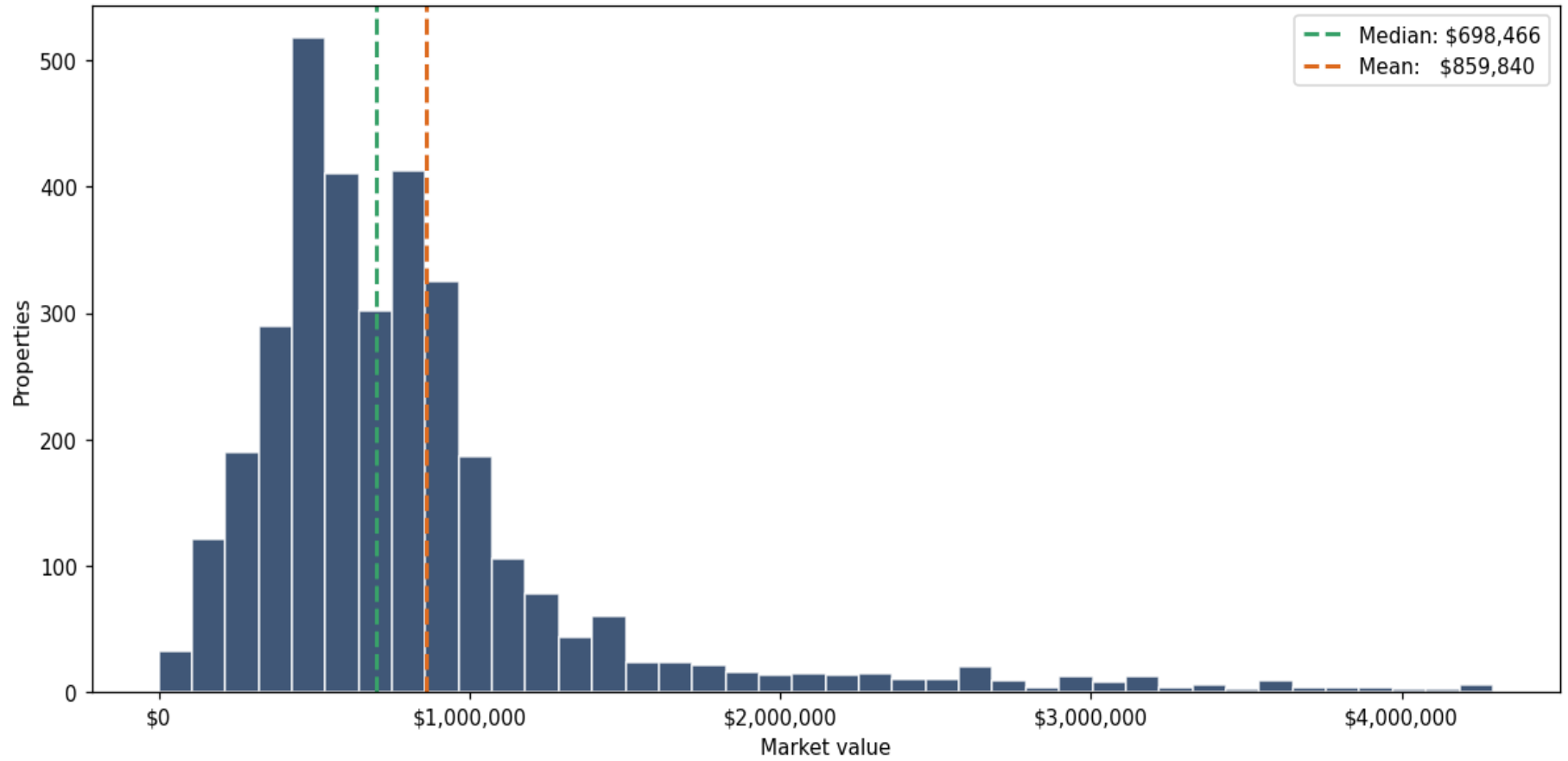
| Address             | City               | Type                     | Market Value | Sq Ft  | Year | Annual Tax |
|---------------------|--------------------|--------------------------|--------------|--------|------|------------|
| 321 GULF BLVD       | Indian Rocks Beach | Strip Store - (2 or more | \$2,900,000  | 13,172 | 2017 | \$47,205   |
| 716 BEACH TRL       | Indian Rocks Beach | Duplex-Triplex-Fourplex  | \$2,900,000  | 2,537  | 1969 | \$46,015   |
| 718 BEACH TRL       | Indian Rocks Beach | Single Family Home       | \$2,897,555  | 1,841  | 1947 | \$45,925   |
| 443 20TH AVE        | Indian Rocks Beach | Single Family Home       | \$2,885,618  | 3,608  | 2008 | \$45,004   |
| 324 10TH AVE        | Indian Rocks Beach | Single Family Home       | \$2,813,436  | 3,870  | 2021 | \$44,387   |
| 82 GULF BLVD        | Indian Rocks Beach | Single Family Home       | \$2,810,250  | 1,477  | 1938 | \$44,522   |
| 70 GULF BLVD        | Indian Rocks Beach | Vacant Residential - lot | \$2,788,980  |        |      | \$44,253   |
| 437 20TH AVE        | Indian Rocks Beach | Single Family Home       | \$2,768,473  | 3,205  | 2017 | \$43,122   |
| 76 GULF BLVD        | Indian Rocks Beach | Duplex-Triplex-Fourplex  | \$2,750,000  | 3,578  | 1938 | \$43,635   |
| 535 HARBOR DR N     | Indian Rocks Beach | Single Family Home       | \$2,746,459  | 4,975  | 1970 | \$42,195   |
| 453 HARBOR DR S     | Indian Rocks Beach | Single Family Home       | \$2,727,034  | 3,330  | 2023 | \$47,221   |
| 232 GULF BLVD       | Indian Rocks Beach | Single Family Home       | \$2,722,784  | 2,255  | 1917 | \$43,156   |
| 541 20TH AVE        | Indian Rocks Beach | Single Family Home       | \$2,722,643  | 3,872  | 2022 | \$42,885   |
| 512 BEACH TRL       | Indian Rocks Beach | Single Family Home       | \$2,716,637  | 1,826  | 1950 | \$43,105   |
| 399 A 2ND ST        | Indian Rocks Beach | Hotels and Motels (49 un | \$2,689,299  | 3,056  | 2016 | \$43,030   |
| 438 HARBOR DR N     | Indian Rocks Beach | Single Family Home       | \$2,678,771  | 3,725  | 2003 | \$42,020   |
| 728 BEACH TRL       | Indian Rocks Beach | Single Family Home       | \$2,668,160  | 1,499  | 1938 | \$42,322   |
| 335 12TH AVE        | Indian Rocks Beach | Single Family Home       | \$2,657,008  | 3,082  | 2021 | \$41,700   |
| 800 BEACH TRL # 101 | Indian Rocks Beach | Single Family Home       | \$2,656,963  | 2,505  | 2001 | \$42,257   |
| 1302 BEACH TRL      | Indian Rocks Beach | Duplex-Triplex-Fourplex  | \$2,650,000  | 4,372  | 1994 | \$42,048   |
| 1509 BAYSHORE BLVD  | Indian Rocks Beach | Single Family Home       | \$2,644,066  | 3,716  | 2008 | \$41,450   |
| 349 12TH AVE        | Indian Rocks Beach | Single Family Home       | \$2,640,229  | 3,040  | 2021 | \$41,245   |
| 369 12TH AVE        | Indian Rocks Beach | Single Family Home       | \$2,638,577  | 3,324  | 2021 | \$43,489   |
| 319 HARBOR DR       | Indian Rocks Beach | Single Family Home       | \$2,631,739  | 4,935  | 2019 | \$41,697   |
| 441 20TH AVE        | Indian Rocks Beach | Single Family Home       | \$2,628,262  | 3,917  | 2004 | \$41,554   |

| Address               | City               | Type                     | Market Value | Sq Ft  | Year | Annual Tax |
|-----------------------|--------------------|--------------------------|--------------|--------|------|------------|
| 524 HARBOR DR N       | Indian Rocks Beach | Single Family Home       | \$2,624,940  | 3,124  | 2007 | \$41,776   |
| 18 GULF BLVD          | Indian Rocks Beach | Single Family Home       | \$2,602,591  | 840    | 1915 | \$41,303   |
| 208 BEACH TRL         | Indian Rocks Beach | Duplex-Triplex-Fourplex  | \$2,600,000  | 1,800  | 1953 | \$41,255   |
| 822 GULF BLVD # 1     | Indian Rocks Beach | Duplex-Triplex-Fourplex  | \$2,600,000  | 1,421  | 1931 | \$41,255   |
| 443 18TH AVE          | Indian Rocks Beach | Single Family Home       | \$2,596,105  | 3,098  | 2004 | \$36,664   |
| 212 BEACH TRL         | Indian Rocks Beach | Single Family Home       | \$2,592,521  | 1,646  | 1950 | \$45,612   |
| 2506 BEACH TRL        | Indian Rocks Beach | Single Family Home       | \$2,589,995  | 1,312  | 1950 | \$41,079   |
| 371 12TH AVE          | Indian Rocks Beach | Single Family Home       | \$2,589,978  | 3,240  | 2021 | \$40,334   |
| 2006 BEACH TRL UNIT B | Indian Rocks Beach | Single Family Home       | \$2,582,452  | 2,610  | 1997 | \$40,750   |
| 202 BEACH TRL         | Indian Rocks Beach | Single Family - more tha | \$2,579,194  | 1,311  | 1934 | \$40,920   |
| 469 20TH AVE          | Indian Rocks Beach | Single Family Home       | \$2,573,372  | 2,902  | 2007 | \$40,502   |
| 730 BEACH TRL         | Indian Rocks Beach | Single Family Home       | \$2,563,516  | 1,374  | 1967 | \$40,543   |
| 314 GULF BLVD         | Indian Rocks Beach | Single Family Home       | \$2,556,500  | 720    | 1972 | \$40,480   |
| 316 GULF BLVD         | Indian Rocks Beach | Single Family Home       | \$2,549,071  | 898    | 1953 | \$40,400   |
| 2015 20TH AVENUE PKWY | Indian Rocks Beach | Single Family Home       | \$2,502,462  | 3,271  | 1999 | \$40,771   |
| 604 GULF BLVD # 401   | Indian Rocks Beach | Condominium              | \$2,497,535  | 4,590  | 2009 | \$46,757   |
| 213 GULF BLVD         | Indian Rocks Beach | Restaurant, Cafeteria    | \$2,495,000  | 7,019  | 1963 | \$40,620   |
| 353 GULF BLVD         | Indian Rocks Beach | Single Building Store    | \$2,490,000  | 11,957 | 1984 | \$40,223   |
| 529 20TH AVE          | Indian Rocks Beach | Single Family Home       | \$2,483,423  | 3,358  | 2021 | \$38,299   |
| 416 HARBOR DR         | Indian Rocks Beach | Single Family Home       | \$2,479,744  | 3,645  | 1988 | \$39,083   |
| 399 12TH AVE          | Indian Rocks Beach | Single Family Home       | \$2,456,500  | 3,729  | 2009 | \$44,056   |
| 320 16TH AVE          | Indian Rocks Beach | Single Family Home       | \$2,444,349  | 3,259  | 2003 | \$38,894   |
| 459 HARBOR DR N       | Indian Rocks Beach | Single Family Home       | \$2,433,286  | 3,482  | 2022 | \$37,682   |
| 310 HARBOR DR         | Indian Rocks Beach | Single Family Home       | \$2,408,771  | 3,685  | 2000 | \$39,075   |
| 514 HARBOR DR N       | Indian Rocks Beach | Single Family Home       | \$2,403,134  | 2,507  | 2000 | \$37,882   |

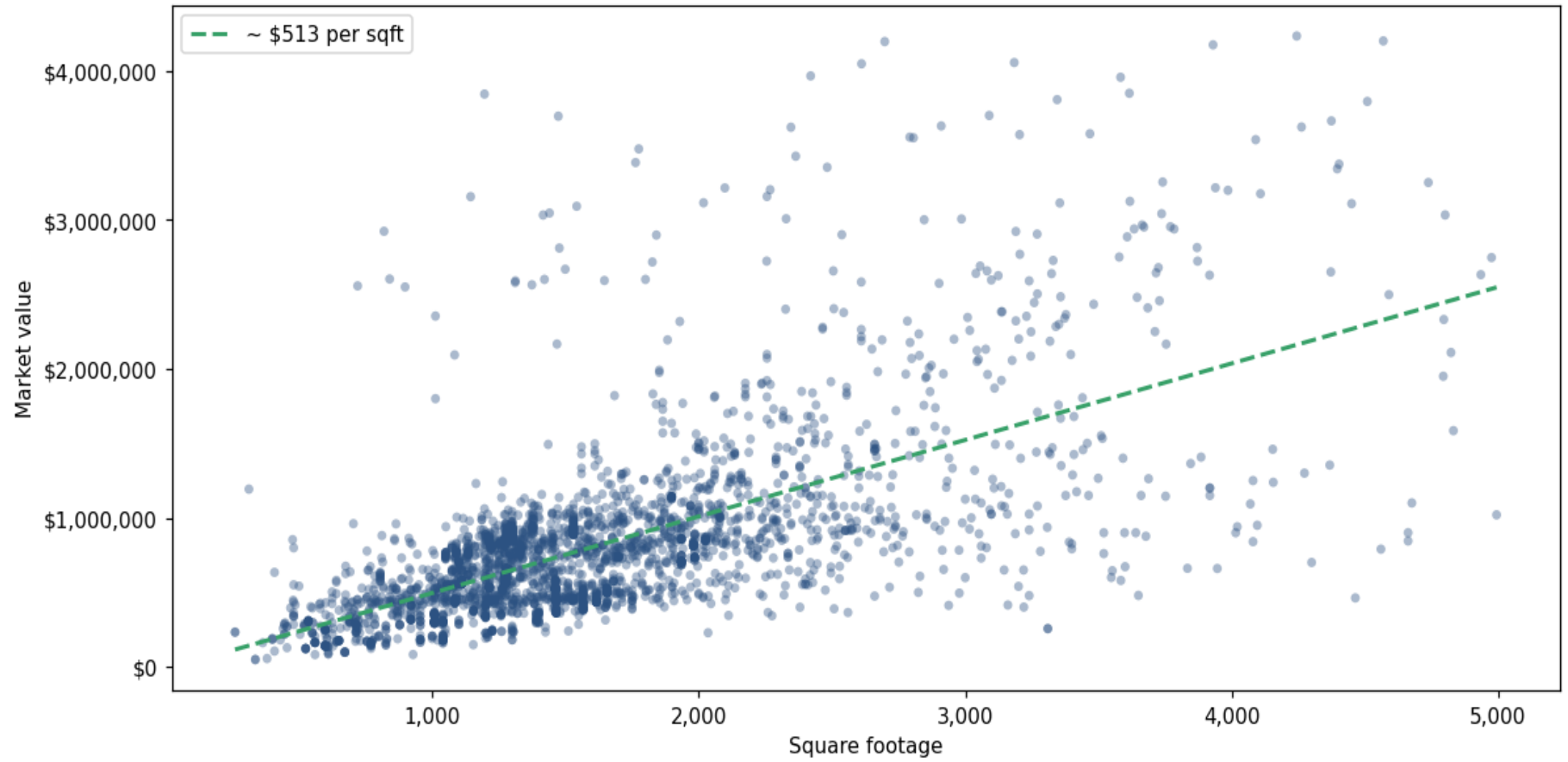
| Address               | City               | Type                    | Market Value | Sq Ft | Year | Annual Tax |
|-----------------------|--------------------|-------------------------|--------------|-------|------|------------|
| 2306 BEACH TRL        | Indian Rocks Beach | Duplex-Triplex-Fourplex | \$2,400,000  | 2,326 | 1972 | \$38,081   |
| 446 18TH AVE          | Indian Rocks Beach | Single Family Home      | \$2,383,001  | 3,139 | 1979 | \$37,501   |
| 478 HARBOR DR S       | Indian Rocks Beach | Single Family Home      | \$2,382,832  | 3,135 | 2015 | \$37,465   |
| 800 BEACH TRL # 102   | Indian Rocks Beach | Single Family Home      | \$2,377,697  | 2,544 | 2001 | \$37,784   |
| 481 HARBOR DR S       | Indian Rocks Beach | Single Family Home      | \$2,363,111  | 3,378 | 1999 | \$37,224   |
| 2018 GULF BLVD        | Indian Rocks Beach | Single Family Home      | \$2,353,977  | 1,012 | 1940 | \$37,299   |
| 488 HARBOR DR S       | Indian Rocks Beach | Single Family Home      | \$2,352,445  | 3,230 | 2005 | \$37,308   |
| 526 HARBOR DR N       | Indian Rocks Beach | Single Family Home      | \$2,344,623  | 3,009 | 2014 | \$37,715   |
| 441 18TH AVE          | Indian Rocks Beach | Single Family Home      | \$2,339,706  | 3,373 | 2018 | \$34,347   |
| 474 HARBOR DR S       | Indian Rocks Beach | Single Family Home      | \$2,330,769  | 4,796 | 1995 | \$36,980   |
| 375 HARBOR DR S       | Indian Rocks Beach | Single Family Home      | \$2,321,638  | 3,190 | 2007 | \$35,784   |
| 495 HARBOR DR S       | Indian Rocks Beach | Single Family Home      | \$2,320,292  | 2,783 | 1962 | \$36,487   |
| 333 6TH AVE           | Indian Rocks Beach | Single Family Home      | \$2,317,335  | 1,929 | 1979 | \$34,261   |
| 2108 1ST ST           | Indian Rocks Beach | Apartments (5-9 units)  | \$2,300,000  | 8,357 | 2021 | \$36,495   |
| 2316 GULF BLVD        | Indian Rocks Beach | Single Family Home      | \$2,298,776  | 3,352 | 2001 | \$36,294   |
| 321 10TH AVE          | Indian Rocks Beach | Single Family Home      | \$2,284,128  | 3,340 | 2002 | \$36,359   |
| 2004 BEACH TRL # A    | Indian Rocks Beach | Single Family Home      | \$2,278,421  | 2,465 | 1997 | \$36,393   |
| 2004 BEACH TRL # B    | Indian Rocks Beach | Single Family Home      | \$2,267,059  | 2,465 | 1997 | \$36,127   |
| 2006 BEACH TRL # A    | Indian Rocks Beach | Single Family Home      | \$2,263,711  | 2,610 | 1997 | \$36,161   |
| 359 12TH AVE          | Indian Rocks Beach | Single Family Home      | \$2,257,721  | 3,017 | 2004 | \$35,848   |
| 1507 BAYSHORE BLVD    | Indian Rocks Beach | Single Family Home      | \$2,249,574  | 3,712 | 2017 | \$36,459   |
| 497 20TH AVE          | Indian Rocks Beach | Single Family Home      | \$2,248,250  | 3,247 | 2000 | \$35,160   |
| 2033 20TH AVENUE PKWY | Indian Rocks Beach | Single Family Home      | \$2,233,823  | 2,826 | 2009 | \$35,359   |
| 2002 BEACH TRL # A    | Indian Rocks Beach | Single Family Home      | \$2,215,520  | 2,610 | 1999 | \$35,363   |
| 1300 BEACH TRL        | Indian Rocks Beach | Duplex-Triplex-Fourplex | \$2,200,000  | 3,201 | 1945 | \$34,908   |

| Address             | City               | Type                     | Market Value | Sq Ft | Year | Annual Tax |
|---------------------|--------------------|--------------------------|--------------|-------|------|------------|
| 2307 BAY BLVD       | Indian Rocks Beach | Apartments (5-9 units)   | \$2,200,000  | 5,932 | 1969 | \$34,908   |
| 306 LA HACIENDA DR  | Indian Rocks Beach | Single Family Home       | \$2,198,512  | 2,958 | 2007 | \$33,893   |
| 410 16TH AVE        | Indian Rocks Beach | Single Family Home       | \$2,193,907  | 2,688 | 2017 | \$34,169   |
| 521 HARBOR DR N     | Indian Rocks Beach | Single Family Home       | \$2,193,861  | 1,883 | 1963 | \$34,648   |
| 2002 BEACH TRL      | Indian Rocks Beach | Single Family Home       | \$2,187,710  | 2,610 | 1999 | \$34,710   |
| 808 BEACH TRL       | Indian Rocks Beach | Hotels and Motels (49 un | \$2,185,000  | 3,318 | 1936 | \$36,257   |
| 1807 BAY BLVD       | Indian Rocks Beach | Single Family Home       | \$2,176,851  | 2,793 | 2007 | \$32,028   |
| 2204 GULF BLVD      | Indian Rocks Beach | Duplex-Triplex-Fourplex  | \$2,166,000  | 1,468 | 1950 | \$36,495   |
| 1209 BAY SHORE BLVD | Indian Rocks Beach | Single Family Home       | \$2,165,294  | 3,754 | 2002 | \$33,784   |
| 461 20TH AVE        | Indian Rocks Beach | Single Family Home       | \$2,132,985  | 2,650 | 2003 | \$33,866   |
| 313 HARBOR DR       | Indian Rocks Beach | Single Family Home       | \$2,131,452  | 3,077 | 1993 | \$33,476   |
| 903 GULF BLVD       | Indian Rocks Beach | Park Land - Public Park, | \$2,126,958  |       |      | \$37,098   |

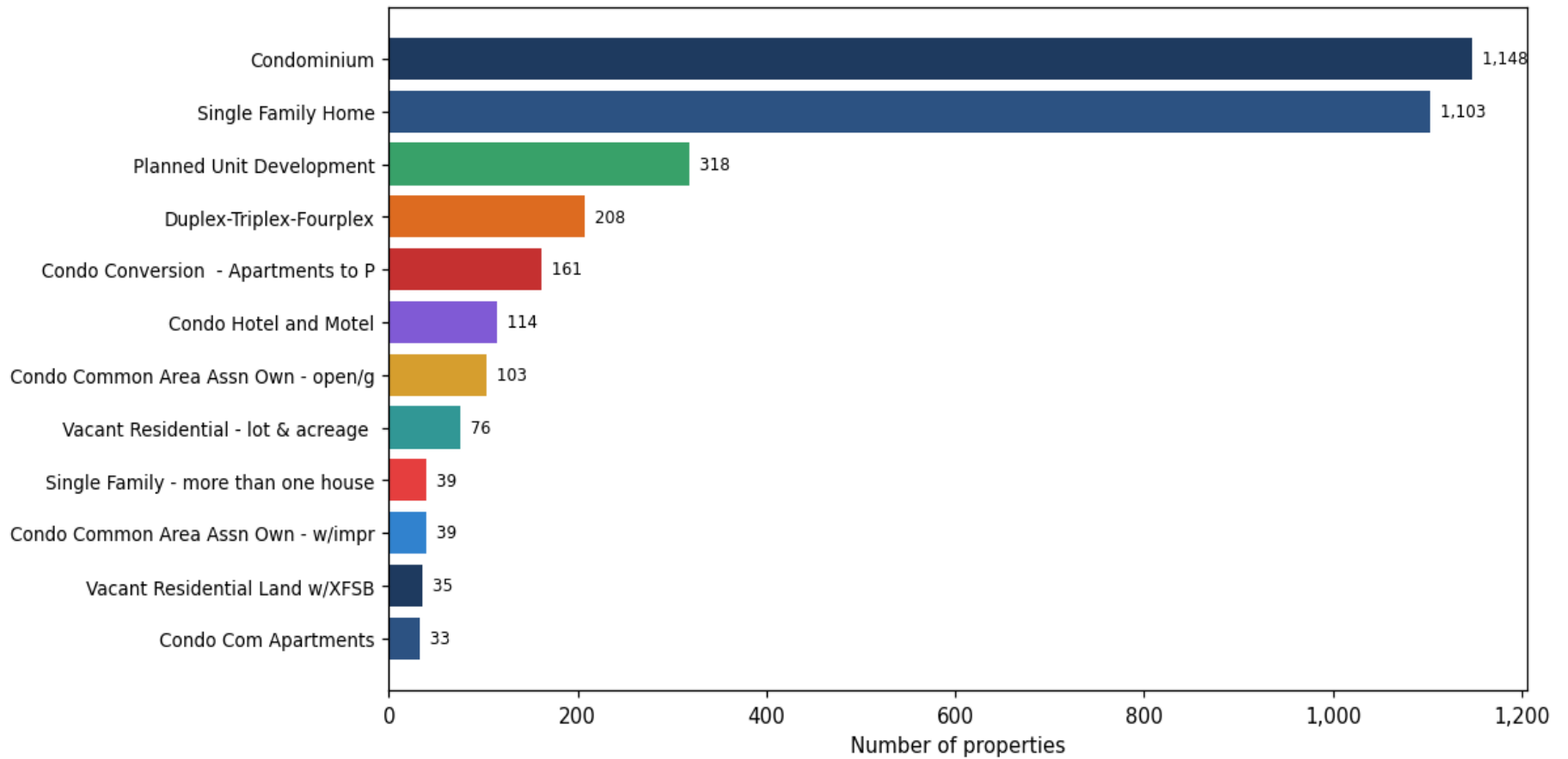
**Market value distribution (n=3,376, top 1% trimmed for readability)**



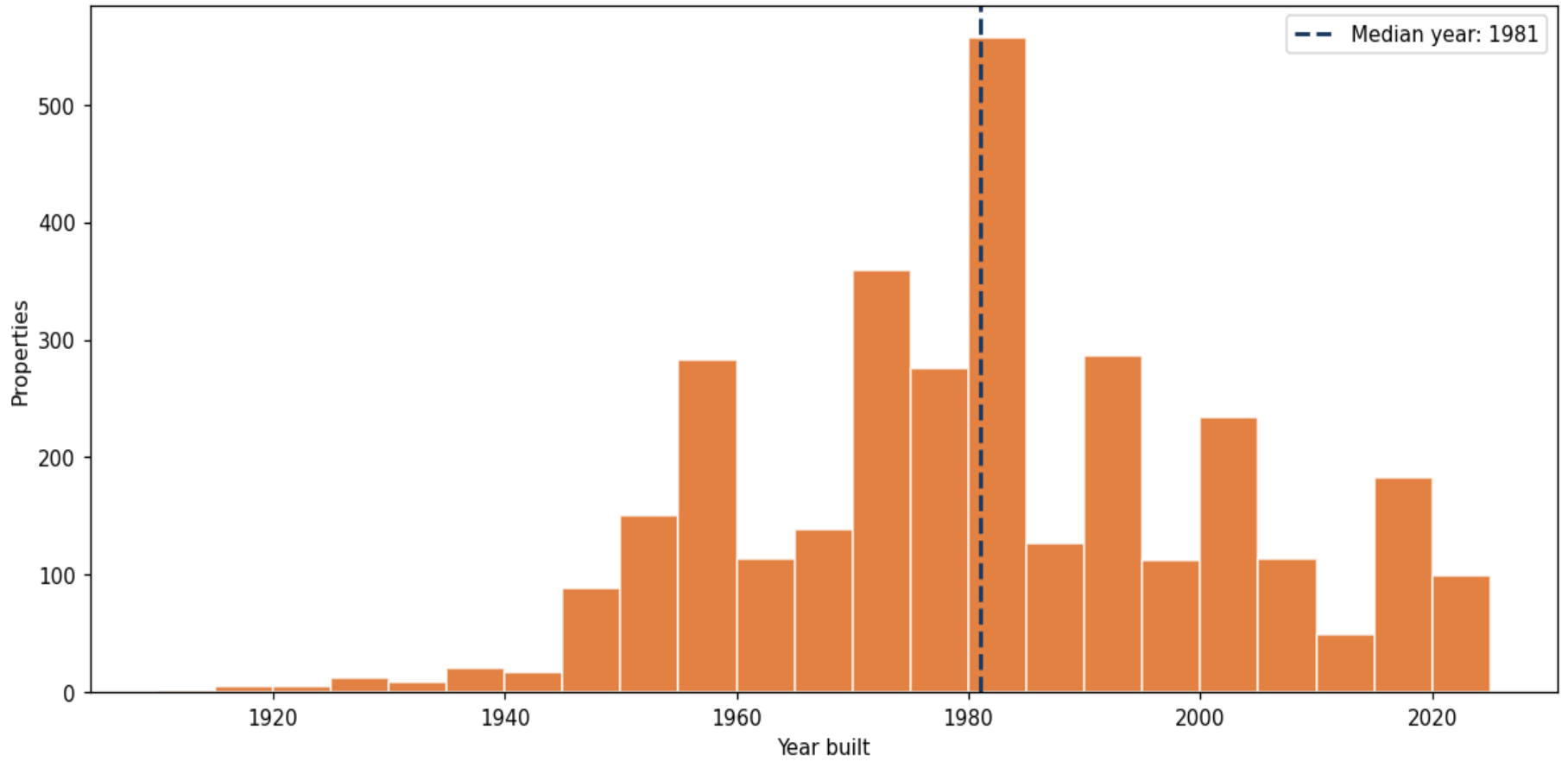
**Building size vs. market value (n=3,156, outliers trimmed)**



## Top property types by count



**Year built distribution (5-year buckets)**



**Market value vs. assessed value (gap = untaxed appreciation)**

