

Pinellas Property Market Report

3,249 matching properties • May 30, 2026

Filters applied	Headline numbers
City: Indian Rocks Beach	Properties matched: 3,249
	Median market value: \$693,185
	Mean market value: \$823,689
	Min / Max: \$0 / \$7,007,720
	Mean square footage: 1,639

Top 200 properties by market value

Address	City	Type	Market Value	Sq Ft	Year	Annual Tax
610 GULF BLVD	Indian Rocks Beach	Condo Common Area Assn O	—			—
608 GULF BLVD	Indian Rocks Beach	Single Family Home	—	2,760	2025	—
GULF BLVD	Indian Rocks Beach	Vacant Residential - lot	—			—
205 BATES AVE	Indian Rocks Beach	Condo Common Area Assn O	—			—
205 BATES AVE # A	Indian Rocks Beach	Vacant Residential - lot	—			—
205 BATES AVE # B	Indian Rocks Beach	Vacant Residential - lot	—			—
610 GULF BLVD	Indian Rocks Beach	Single Family Home	—	3,612	2025	—
2 18TH AVE	Indian Rocks Beach	Single Family - more tha	\$7,007,720	6,914	1998	\$110,460
32 GULF BLVD	Indian Rocks Beach	Single Family Home	\$6,868,168	5,884	2023	\$98,070
34 GULF BLVD	Indian Rocks Beach	Single Family Home	\$6,264,403	5,748	2023	\$98,303
537 HARBOR DR N	Indian Rocks Beach	Single Family Home	\$6,021,284	5,557	2021	\$90,585
16 GULF BLVD	Indian Rocks Beach	Vacant Residential Land	\$5,944,250			\$94,319
1610 BEACH TRL	Indian Rocks Beach	Single Family Home	\$5,907,387	4,178	2013	\$94,107

Address	City	Type	Market Value	Sq Ft	Year	Annual Tax
2706 BEACH TRL	Indian Rocks Beach	Single Family Home	\$5,884,667	4,441	2020	\$93,163
2502 BEACH TRL	Indian Rocks Beach	Single Family Home	\$5,724,927	5,157	2024	\$89,849
2 GULF BLVD	Indian Rocks Beach	Single Family Home	\$5,567,322	4,987	2017	\$85,933
2102 BEACH TRL	Indian Rocks Beach	Vacant Residential - lot	\$5,237,174			\$83,099
1208 BEACH TRL	Indian Rocks Beach	Single Family Home	\$5,208,316	4,148	2014	\$76,575
2718 GULF BLVD # 3	Indian Rocks Beach	Single Family Home	\$4,974,504	2,714	2004	\$78,168
20 GULF BLVD	Indian Rocks Beach	Single Family - more tha	\$4,904,625	3,705	1923	\$77,557
2302 BEACH TRL	Indian Rocks Beach	Apartments (5-9 units)	\$4,800,000	6,913	2022	\$76,163
1512 GULF BLVD	Indian Rocks Beach	Single Family - more tha	\$4,707,750	3,037	1952	\$74,542
64 GULF BLVD	Indian Rocks Beach	Single Family Home	\$4,586,054	3,989	2005	\$70,571
1516 GULF BLVD	Indian Rocks Beach	Single Family Home	\$4,574,620	3,312	2004	\$70,938
1 4TH AVE	Indian Rocks Beach	Vacant Residential - lot	\$4,572,150			\$72,547
816 BEACH TRL	Indian Rocks Beach	Single Family Home	\$4,507,000	4,452	2017	\$73,425
812 BEACH TRL	Indian Rocks Beach	Single Family Home	\$4,486,400	4,675	2024	\$84,394
724 BEACH TRL	Indian Rocks Beach	Single Family Home	\$4,449,560	3,291	2006	\$70,412
200 BEACH TRL	Indian Rocks Beach	Single Family Home	\$4,425,368	3,178	1988	\$69,586
818 BEACH TRL	Indian Rocks Beach	Single Family Home	\$4,377,400	4,324	2018	\$78,572
820 BEACH TRL	Indian Rocks Beach	Single Family Home	\$4,377,400	4,324	2018	\$74,642
1522 GULF BLVD	Indian Rocks Beach	Single Family Home	\$4,346,190	4,728	1989	\$64,862
2 4TH AVE	Indian Rocks Beach	Single Family Home	\$4,343,478	3,870	2022	\$67,328
484 HARBOR DR N	Indian Rocks Beach	Single Family Home	\$4,293,345	4,735	2019	\$65,169
524 20TH AVE	Indian Rocks Beach	Single Family Home	\$4,250,970	5,148	2018	\$64,815
1606 BEACH TRL	Indian Rocks Beach	Single Family - more tha	\$4,233,143	4,244	1976	\$66,367
72 GULF BLVD	Indian Rocks Beach	Duplex-Triplex-Fourplex	\$4,200,000	4,569	1946	\$66,642
204 BEACH TRL	Indian Rocks Beach	Single Family Home	\$4,195,809	2,698	2018	\$65,430

Address	City	Type	Market Value	Sq Ft	Year	Annual Tax
391 12TH AVE	Indian Rocks Beach	Single Family Home	\$4,179,094	6,245	2017	\$66,256
1520 GULF BLVD	Indian Rocks Beach	Single Family Home	\$4,173,734	3,930	1989	\$66,641
449 18TH AVE	Indian Rocks Beach	Single Family Home	\$4,055,032	3,184	2017	\$63,432
1102 BEACH TRL	Indian Rocks Beach	Single Family Home	\$4,046,703	2,611	2017	\$63,653
2 5TH AVE	Indian Rocks Beach	Single Family Home	\$3,965,374	2,420	1919	\$72,336
4 GULF BLVD	Indian Rocks Beach	Vacant Residential - lot	\$3,965,000			\$62,970
112 BEACH TRL	Indian Rocks Beach	Single Family Home	\$3,956,274	3,583	2005	\$62,689
1514 GULF BLVD	Indian Rocks Beach	Single Family Home	\$3,849,029	3,616	1989	\$60,863
477 20TH AVE	Indian Rocks Beach	Single Family Home	\$3,806,182	3,345	2014	\$54,365
1218 BEACH TRL	Indian Rocks Beach	Single Family - more tha	\$3,793,943	4,509	1947	\$59,760
320 GULF BLVD	Indian Rocks Beach	Vacant Residential - lot	\$3,716,550			\$58,971
516 GULF BLVD	Indian Rocks Beach	Duplex-Triplex-Fourplex	\$3,700,000	3,090	1932	\$58,709
1206 BEACH TRL	Indian Rocks Beach	Single Family Home	\$3,695,077	1,473	2002	\$58,132
424 HARBOR DR N	Indian Rocks Beach	Single Family Home	\$3,663,464	4,374	2019	\$57,489
1 5TH AVE	Indian Rocks Beach	Single Family - more tha	\$3,629,426	2,910	2015	\$57,403
459 20TH AVE	Indian Rocks Beach	Single Family Home	\$3,622,481	4,262	2019	\$54,738
1 25TH AVE	Indian Rocks Beach	Single Family Home	\$3,620,747	2,346	1968	\$57,401
710 BEACH TRL	Indian Rocks Beach	Single Family - more tha	\$3,577,257	3,468	2001	\$56,332
482 HARBOR DR N	Indian Rocks Beach	Single Family Home	\$3,571,279	3,204	2014	\$54,312
722 BEACH TRL	Indian Rocks Beach	Single Family - more tha	\$3,554,346	2,792	2001	\$56,111
2308 BEACH TRL	Indian Rocks Beach	Duplex-Triplex-Fourplex	\$3,550,000	2,806	1968	\$56,329
529 HARBOR DR N	Indian Rocks Beach	Single Family Home	\$3,537,499	4,090	2024	\$56,396
108 GULF BLVD	Indian Rocks Beach	Single Family Home	\$3,475,538	1,775	1992	\$54,904
726 BEACH TRL	Indian Rocks Beach	Single Family Home	\$3,426,468	2,364	1987	\$54,172
2710 BEACH TRL	Indian Rocks Beach	Vacant Residential - lot	\$3,412,572			\$54,168

Address	City	Type	Market Value	Sq Ft	Year	Annual Tax
2408 BEACH TRL	Indian Rocks Beach	Single Family Home	\$3,383,985	1,763	1936	\$53,613
544 20TH AVE	Indian Rocks Beach	Single Family Home	\$3,373,179	4,403	2006	\$53,417
732 BEACH TRL	Indian Rocks Beach	Single Family Home	\$3,352,240	2,482	1988	\$53,073
455 20TH AVE	Indian Rocks Beach	Single Family Home	\$3,342,187	4,396	2007	\$52,654
416 16TH AVE	Indian Rocks Beach	Single Family Home	\$3,253,156	3,741	2018	\$49,471
802 BEACH TRL	Indian Rocks Beach	Duplex-Triplex-Fourplex	\$3,250,000	4,738	1999	\$51,568
1306 GULF BLVD	Indian Rocks Beach	Vacant Residential - lot	\$3,226,240			\$51,191
306 HARBOR DR	Indian Rocks Beach	Single Family Home	\$3,214,800	3,939	2004	\$50,562
110 GULF BLVD	Indian Rocks Beach	Single Family Home	\$3,213,716	2,098	1941	\$50,864
346 GULF BLVD	Indian Rocks Beach	Vacant Residential - lot	\$3,208,500			\$50,910
48 GULF BLVD	Indian Rocks Beach	Single Family Home	\$3,201,485	2,268	1973	\$50,694
427 20TH AVE	Indian Rocks Beach	Single Family Home	\$3,197,547	3,986	2023	\$48,921
814 BEACH TRL	Indian Rocks Beach	Duplex-Triplex-Fourplex	\$3,175,000	4,108	1989	\$50,378
2718 GULF BLVD # 4	Indian Rocks Beach	Single Family Home	\$3,156,400	2,256	2004	\$68,933
46 GULF BLVD	Indian Rocks Beach	Single Family Home	\$3,155,060	1,144	1972	\$50,001
444 18TH AVE	Indian Rocks Beach	Single Family Home	\$3,123,623	3,618	2022	\$48,412
302 BEACH TRL	Indian Rocks Beach	Single Family Home	\$3,113,991	2,018	2000	\$49,386
357 12TH AVE	Indian Rocks Beach	Single Family Home	\$3,112,760	3,355	2004	\$47,301
314 HARBOR DR	Indian Rocks Beach	Single Family Home	\$3,108,161	4,450	2011	\$48,632
304 GULF BLVD	Indian Rocks Beach	Vacant Residential - lot	\$3,098,850			\$49,170
310 GULF BLVD	Indian Rocks Beach	Single Family Home	\$3,090,688	1,542	1927	\$49,029
1010 BEACH TRL	Indian Rocks Beach	Single Family Home	\$3,045,196	1,440	1978	\$48,307
317 HARBOR DR	Indian Rocks Beach	Single Family Home	\$3,040,580	3,737	2008	\$48,072
442 18TH AVE	Indian Rocks Beach	Single Family Home	\$3,032,196	4,801	2024	\$47,034
804 BEACH TRL	Indian Rocks Beach	Single Family Home	\$3,031,625	1,416	1934	\$48,273

Address	City	Type	Market Value	Sq Ft	Year	Annual Tax
714 BEACH TRL	Indian Rocks Beach	Single Family - more tha	\$3,006,917	2,328	1977	\$47,562
1100 BEACH TRL	Indian Rocks Beach	Single Family - more tha	\$3,005,296	2,986	1946	\$47,666
1600 BEACH TRL # 1	Indian Rocks Beach	Duplex-Triplex-Fourplex	\$3,000,000	2,846	1960	\$47,602
351 12TH AVE	Indian Rocks Beach	Single Family Home	\$2,965,152	3,664	2021	\$46,378
308 HARBOR DR	Indian Rocks Beach	Single Family Home	\$2,952,965	3,770	2007	\$46,393
467 HARBOR DR N	Indian Rocks Beach	Single Family Home	\$2,951,550	3,671	2012	\$46,101
472 HARBOR DR S	Indian Rocks Beach	Single Family Home	\$2,938,599	3,634	2002	\$45,717
353 12TH AVE	Indian Rocks Beach	Single Family Home	\$2,938,248	3,784	2021	\$45,848
1204 BEACH TRL	Indian Rocks Beach	Single Family Home	\$2,922,733	819	1928	\$46,379
411 HARBOR DR S	Indian Rocks Beach	Single Family Home	\$2,921,677	3,190	2019	\$45,459
420 HARBOR DR N	Indian Rocks Beach	Single Family Home	\$2,903,858	3,270	2019	\$44,859
716 BEACH TRL	Indian Rocks Beach	Duplex-Triplex-Fourplex	\$2,900,000	2,537	1969	\$46,015
718 BEACH TRL	Indian Rocks Beach	Single Family Home	\$2,897,555	1,841	1947	\$45,925
443 20TH AVE	Indian Rocks Beach	Single Family Home	\$2,885,618	3,608	2008	\$45,004
324 10TH AVE	Indian Rocks Beach	Single Family Home	\$2,813,436	3,870	2021	\$44,387
82 GULF BLVD	Indian Rocks Beach	Single Family Home	\$2,810,250	1,477	1938	\$44,522
70 GULF BLVD	Indian Rocks Beach	Vacant Residential - lot	\$2,788,980			\$44,253
437 20TH AVE	Indian Rocks Beach	Single Family Home	\$2,768,473	3,205	2017	\$43,122
76 GULF BLVD	Indian Rocks Beach	Duplex-Triplex-Fourplex	\$2,750,000	3,578	1938	\$43,635
535 HARBOR DR N	Indian Rocks Beach	Single Family Home	\$2,746,459	4,975	1970	\$42,195
453 HARBOR DR S	Indian Rocks Beach	Single Family Home	\$2,727,034	3,330	2023	\$47,221
232 GULF BLVD	Indian Rocks Beach	Single Family Home	\$2,722,784	2,255	1917	\$43,156
541 20TH AVE	Indian Rocks Beach	Single Family Home	\$2,722,643	3,872	2022	\$42,885
512 BEACH TRL	Indian Rocks Beach	Single Family Home	\$2,716,637	1,826	1950	\$43,105
438 HARBOR DR N	Indian Rocks Beach	Single Family Home	\$2,678,771	3,725	2003	\$42,020

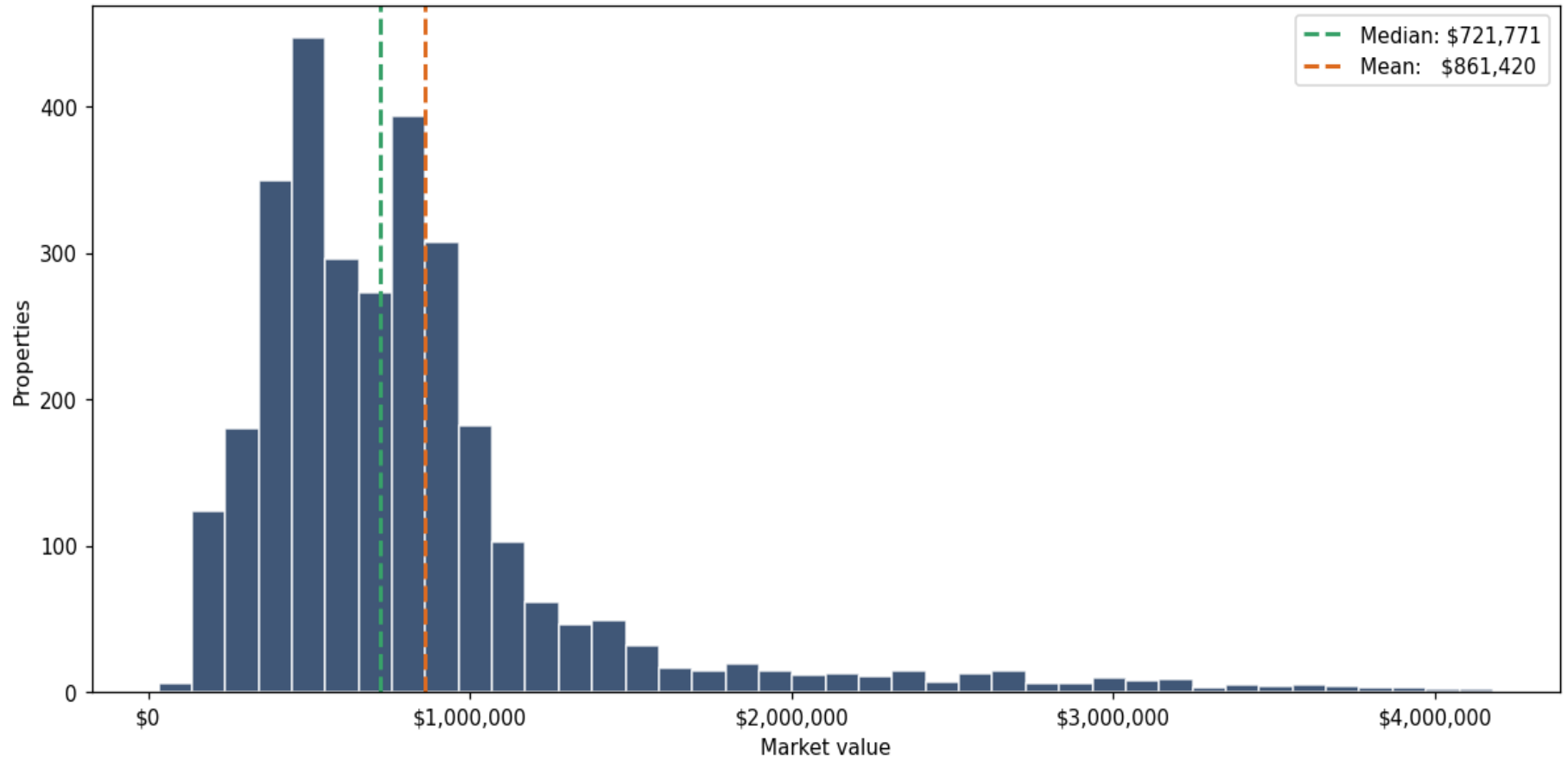
Address	City	Type	Market Value	Sq Ft	Year	Annual Tax
728 BEACH TRL	Indian Rocks Beach	Single Family Home	\$2,668,160	1,499	1938	\$42,322
335 12TH AVE	Indian Rocks Beach	Single Family Home	\$2,657,008	3,082	2021	\$41,700
800 BEACH TRL # 101	Indian Rocks Beach	Single Family Home	\$2,656,963	2,505	2001	\$42,257
1302 BEACH TRL	Indian Rocks Beach	Duplex-Triplex-Fourplex	\$2,650,000	4,372	1994	\$42,048
1509 BAYSHORE BLVD	Indian Rocks Beach	Single Family Home	\$2,644,066	3,716	2008	\$41,450
349 12TH AVE	Indian Rocks Beach	Single Family Home	\$2,640,229	3,040	2021	\$41,245
369 12TH AVE	Indian Rocks Beach	Single Family Home	\$2,638,577	3,324	2021	\$43,489
319 HARBOR DR	Indian Rocks Beach	Single Family Home	\$2,631,739	4,935	2019	\$41,697
441 20TH AVE	Indian Rocks Beach	Single Family Home	\$2,628,262	3,917	2004	\$41,554
524 HARBOR DR N	Indian Rocks Beach	Single Family Home	\$2,624,940	3,124	2007	\$41,776
18 GULF BLVD	Indian Rocks Beach	Single Family Home	\$2,602,591	840	1915	\$41,303
208 BEACH TRL	Indian Rocks Beach	Duplex-Triplex-Fourplex	\$2,600,000	1,800	1953	\$41,255
822 GULF BLVD # 1	Indian Rocks Beach	Duplex-Triplex-Fourplex	\$2,600,000	1,421	1931	\$41,255
443 18TH AVE	Indian Rocks Beach	Single Family Home	\$2,596,105	3,098	2004	\$36,664
212 BEACH TRL	Indian Rocks Beach	Single Family Home	\$2,592,521	1,646	1950	\$45,612
2506 BEACH TRL	Indian Rocks Beach	Single Family Home	\$2,589,995	1,312	1950	\$41,079
371 12TH AVE	Indian Rocks Beach	Single Family Home	\$2,589,978	3,240	2021	\$40,334
2006 BEACH TRL UNIT B	Indian Rocks Beach	Single Family Home	\$2,582,452	2,610	1997	\$40,750
202 BEACH TRL	Indian Rocks Beach	Single Family - more tha	\$2,579,194	1,311	1934	\$40,920
469 20TH AVE	Indian Rocks Beach	Single Family Home	\$2,573,372	2,902	2007	\$40,502
730 BEACH TRL	Indian Rocks Beach	Single Family Home	\$2,563,516	1,374	1967	\$40,543
314 GULF BLVD	Indian Rocks Beach	Single Family Home	\$2,556,500	720	1972	\$40,480
316 GULF BLVD	Indian Rocks Beach	Single Family Home	\$2,549,071	898	1953	\$40,400
2015 20TH AVENUE PKWY	Indian Rocks Beach	Single Family Home	\$2,502,462	3,271	1999	\$40,771
604 GULF BLVD # 401	Indian Rocks Beach	Condominium	\$2,497,535	4,590	2009	\$46,757

Address	City	Type	Market Value	Sq Ft	Year	Annual Tax
529 20TH AVE	Indian Rocks Beach	Single Family Home	\$2,483,423	3,358	2021	\$38,299
416 HARBOR DR	Indian Rocks Beach	Single Family Home	\$2,479,744	3,645	1988	\$39,083
399 12TH AVE	Indian Rocks Beach	Single Family Home	\$2,456,500	3,729	2009	\$44,056
320 16TH AVE	Indian Rocks Beach	Single Family Home	\$2,444,349	3,259	2003	\$38,894
459 HARBOR DR N	Indian Rocks Beach	Single Family Home	\$2,433,286	3,482	2022	\$37,682
310 HARBOR DR	Indian Rocks Beach	Single Family Home	\$2,408,771	3,685	2000	\$39,075
514 HARBOR DR N	Indian Rocks Beach	Single Family Home	\$2,403,134	2,507	2000	\$37,882
2306 BEACH TRL	Indian Rocks Beach	Duplex-Triplex-Fourplex	\$2,400,000	2,326	1972	\$38,081
446 18TH AVE	Indian Rocks Beach	Single Family Home	\$2,383,001	3,139	1979	\$37,501
478 HARBOR DR S	Indian Rocks Beach	Single Family Home	\$2,382,832	3,135	2015	\$37,465
800 BEACH TRL # 102	Indian Rocks Beach	Single Family Home	\$2,377,697	2,544	2001	\$37,784
481 HARBOR DR S	Indian Rocks Beach	Single Family Home	\$2,363,111	3,378	1999	\$37,224
2018 GULF BLVD	Indian Rocks Beach	Single Family Home	\$2,353,977	1,012	1940	\$37,299
488 HARBOR DR S	Indian Rocks Beach	Single Family Home	\$2,352,445	3,230	2005	\$37,308
526 HARBOR DR N	Indian Rocks Beach	Single Family Home	\$2,344,623	3,009	2014	\$37,715
441 18TH AVE	Indian Rocks Beach	Single Family Home	\$2,339,706	3,373	2018	\$34,347
474 HARBOR DR S	Indian Rocks Beach	Single Family Home	\$2,330,769	4,796	1995	\$36,980
375 HARBOR DR S	Indian Rocks Beach	Single Family Home	\$2,321,638	3,190	2007	\$35,784
495 HARBOR DR S	Indian Rocks Beach	Single Family Home	\$2,320,292	2,783	1962	\$36,487
333 6TH AVE	Indian Rocks Beach	Single Family Home	\$2,317,335	1,929	1979	\$34,261
2108 1ST ST	Indian Rocks Beach	Apartments (5-9 units)	\$2,300,000	8,357	2021	\$36,495
2316 GULF BLVD	Indian Rocks Beach	Single Family Home	\$2,298,776	3,352	2001	\$36,294
321 10TH AVE	Indian Rocks Beach	Single Family Home	\$2,284,128	3,340	2002	\$36,359
2004 BEACH TRL # A	Indian Rocks Beach	Single Family Home	\$2,278,421	2,465	1997	\$36,393
2004 BEACH TRL # B	Indian Rocks Beach	Single Family Home	\$2,267,059	2,465	1997	\$36,127

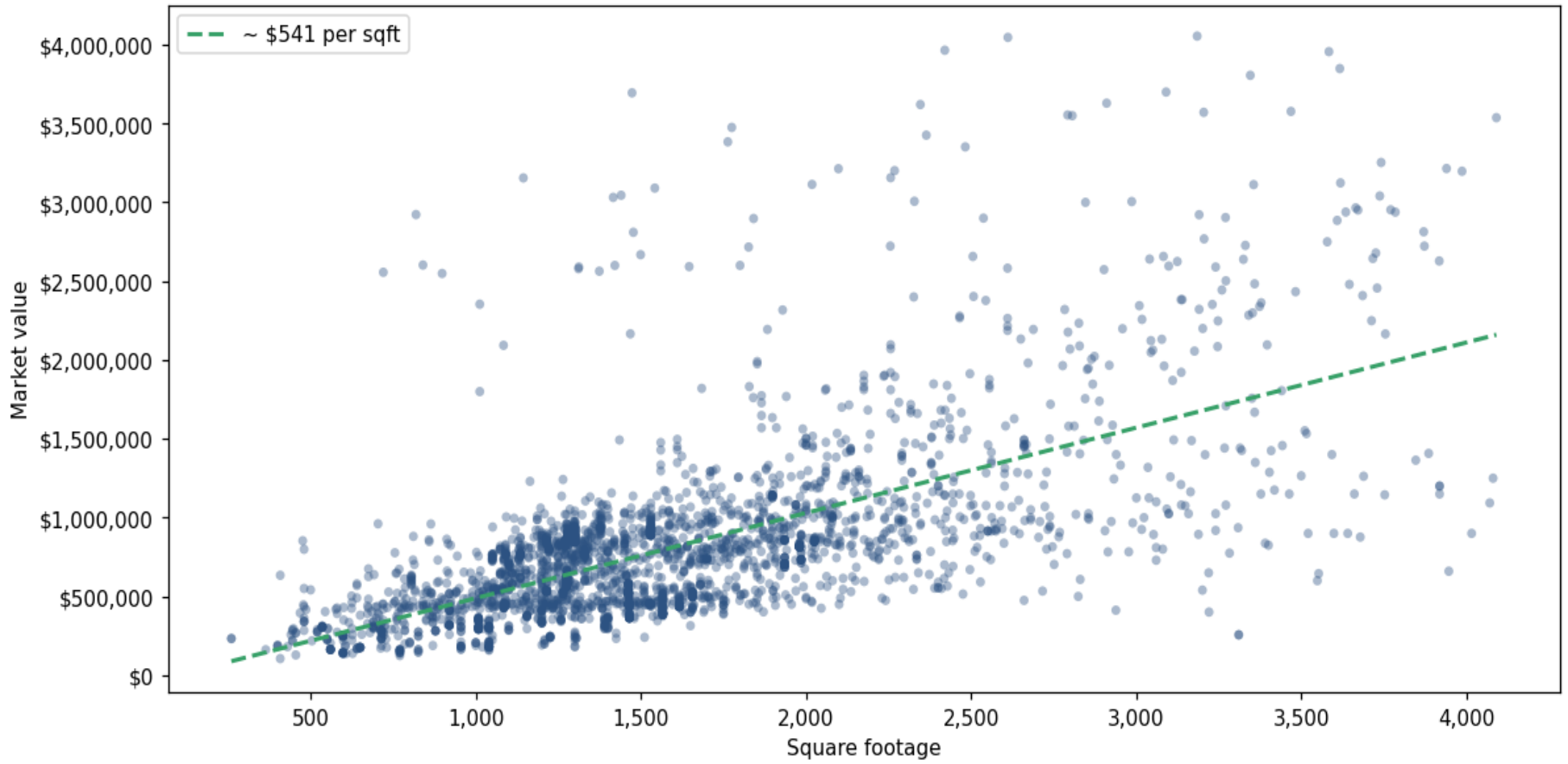
Address	City	Type	Market Value	Sq Ft	Year	Annual Tax
2006 BEACH TRL # A	Indian Rocks Beach	Single Family Home	\$2,263,711	2,610	1997	\$36,161
359 12TH AVE	Indian Rocks Beach	Single Family Home	\$2,257,721	3,017	2004	\$35,848
1507 BAYSHORE BLVD	Indian Rocks Beach	Single Family Home	\$2,249,574	3,712	2017	\$36,459
497 20TH AVE	Indian Rocks Beach	Single Family Home	\$2,248,250	3,247	2000	\$35,160
2033 20TH AVENUE PKWY	Indian Rocks Beach	Single Family Home	\$2,233,823	2,826	2009	\$35,359
2002 BEACH TRL # A	Indian Rocks Beach	Single Family Home	\$2,215,520	2,610	1999	\$35,363
2307 BAY BLVD	Indian Rocks Beach	Apartments (5-9 units)	\$2,200,000	5,932	1969	\$34,908
1300 BEACH TRL	Indian Rocks Beach	Duplex-Triplex-Fourplex	\$2,200,000	3,201	1945	\$34,908
306 LA HACIENDA DR	Indian Rocks Beach	Single Family Home	\$2,198,512	2,958	2007	\$33,893
410 16TH AVE	Indian Rocks Beach	Single Family Home	\$2,193,907	2,688	2017	\$34,169
521 HARBOR DR N	Indian Rocks Beach	Single Family Home	\$2,193,861	1,883	1963	\$34,648
2002 BEACH TRL	Indian Rocks Beach	Single Family Home	\$2,187,710	2,610	1999	\$34,710
1807 BAY BLVD	Indian Rocks Beach	Single Family Home	\$2,176,851	2,793	2007	\$32,028
2204 GULF BLVD	Indian Rocks Beach	Duplex-Triplex-Fourplex	\$2,166,000	1,468	1950	\$36,495
1209 BAY SHORE BLVD	Indian Rocks Beach	Single Family Home	\$2,165,294	3,754	2002	\$33,784
461 20TH AVE	Indian Rocks Beach	Single Family Home	\$2,132,985	2,650	2003	\$33,866
313 HARBOR DR	Indian Rocks Beach	Single Family Home	\$2,131,452	3,077	1993	\$33,476
309 12TH AVE	Indian Rocks Beach	Single Family Home	\$2,122,614	3,044	2018	\$34,862
603 BARRY PL	Indian Rocks Beach	Single Family Home	\$2,109,327	4,823	1985	\$32,520
2718 GULF BLVD # 1	Indian Rocks Beach	Single Family Home	\$2,096,115	2,256	2004	\$33,077
313 10TH AVE	Indian Rocks Beach	Single Family Home	\$2,095,857	3,396	1998	\$34,773
720 BEACH TRL	Indian Rocks Beach	Single Family Home	\$2,093,100	1,084	1938	\$45,462
2014 20TH AVENUE PKWY	Indian Rocks Beach	Single Family Home	\$2,089,179	2,828	2005	\$32,526
106 12TH AVE	Indian Rocks Beach	Single Family Home	\$2,085,080	3,246	2023	\$31,579
2718 GULF BLVD # 7	Indian Rocks Beach	Single Family Home	\$2,071,514	2,256	2004	\$32,684

Address	City	Type	Market Value	Sq Ft	Year	Annual Tax
490 HARBOR DR N	Indian Rocks Beach	Single Family Home	\$2,069,409	2,799	2004	\$32,669
510 HARBOR DR N	Indian Rocks Beach	Single Family Home	\$2,062,928	3,050	1969	\$32,630
439 HARBOR DR S	Indian Rocks Beach	Single Family Home	\$2,056,552	3,176	2002	\$31,505
1211 BAY SHORE BLVD	Indian Rocks Beach	Single Family Home	\$2,048,703	3,044	2018	\$33,219
530 HARBOR DR N	Indian Rocks Beach	Single Family Home	\$2,022,806	2,873	1968	\$32,042
400 18TH AVE	Indian Rocks Beach	Single Family Home	\$2,005,375	2,864	1980	\$31,228
730 1ST ST	Indian Rocks Beach	Duplex-Triplex-Fourplex	\$2,000,000	6,712	2003	\$31,734
708 BEACH TRL # A	Indian Rocks Beach	Single Family Home	\$1,990,277	1,852	1997	\$31,369
414 20TH AVE	Indian Rocks Beach	Single Family Home	\$1,981,011	2,672	1995	\$30,103
708 BEACH TRL # B	Indian Rocks Beach	Single Family Home	\$1,975,370	1,852	1997	\$31,155
534 HARBOR DR N	Indian Rocks Beach	Single Family Home	\$1,966,516	2,918	1965	\$31,330
216 16TH AVE	Indian Rocks Beach	Single Family Home	\$1,964,316	2,777	2011	\$31,937

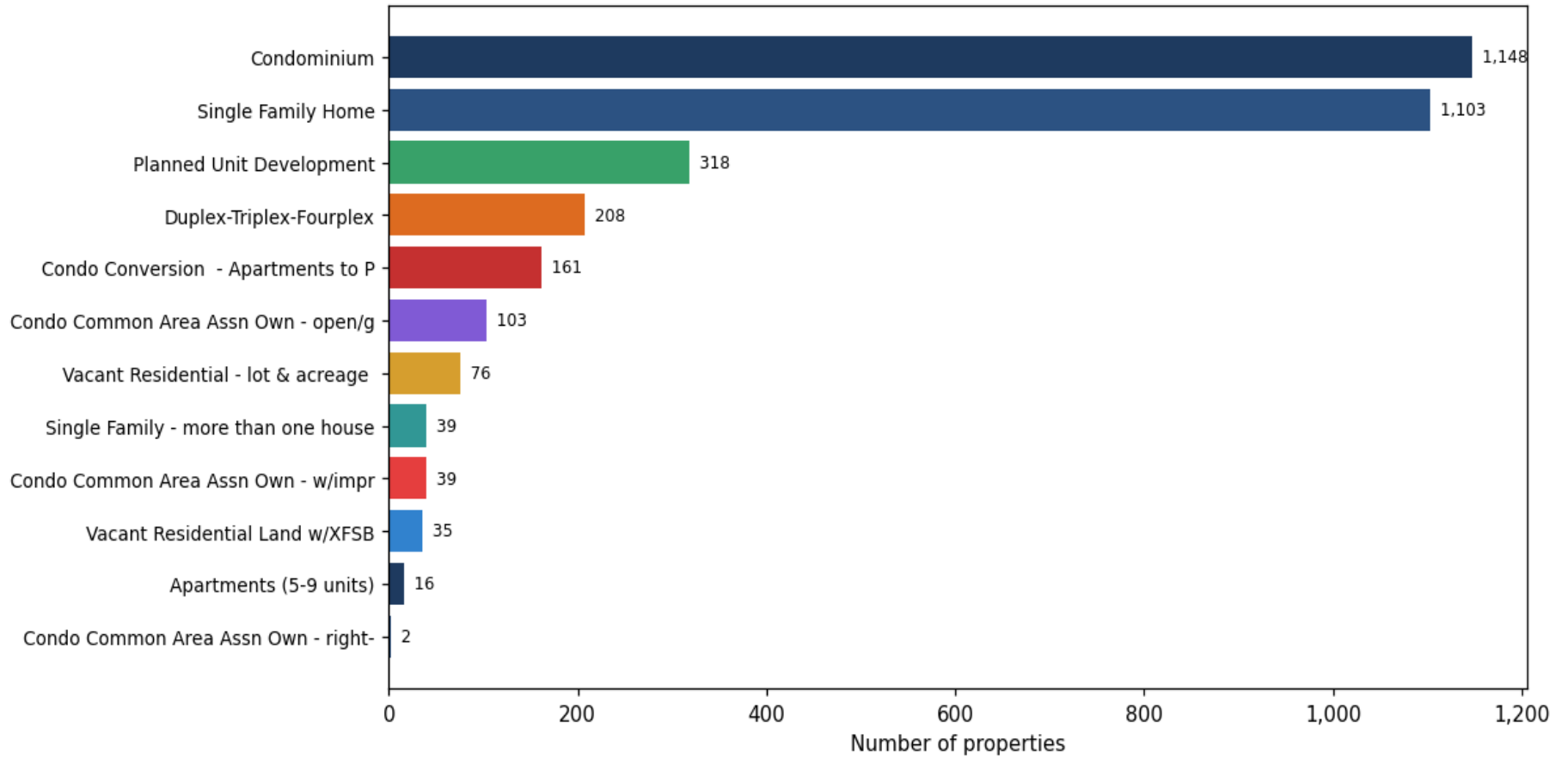
Market value distribution (n=3,100, top 1% trimmed for readability)



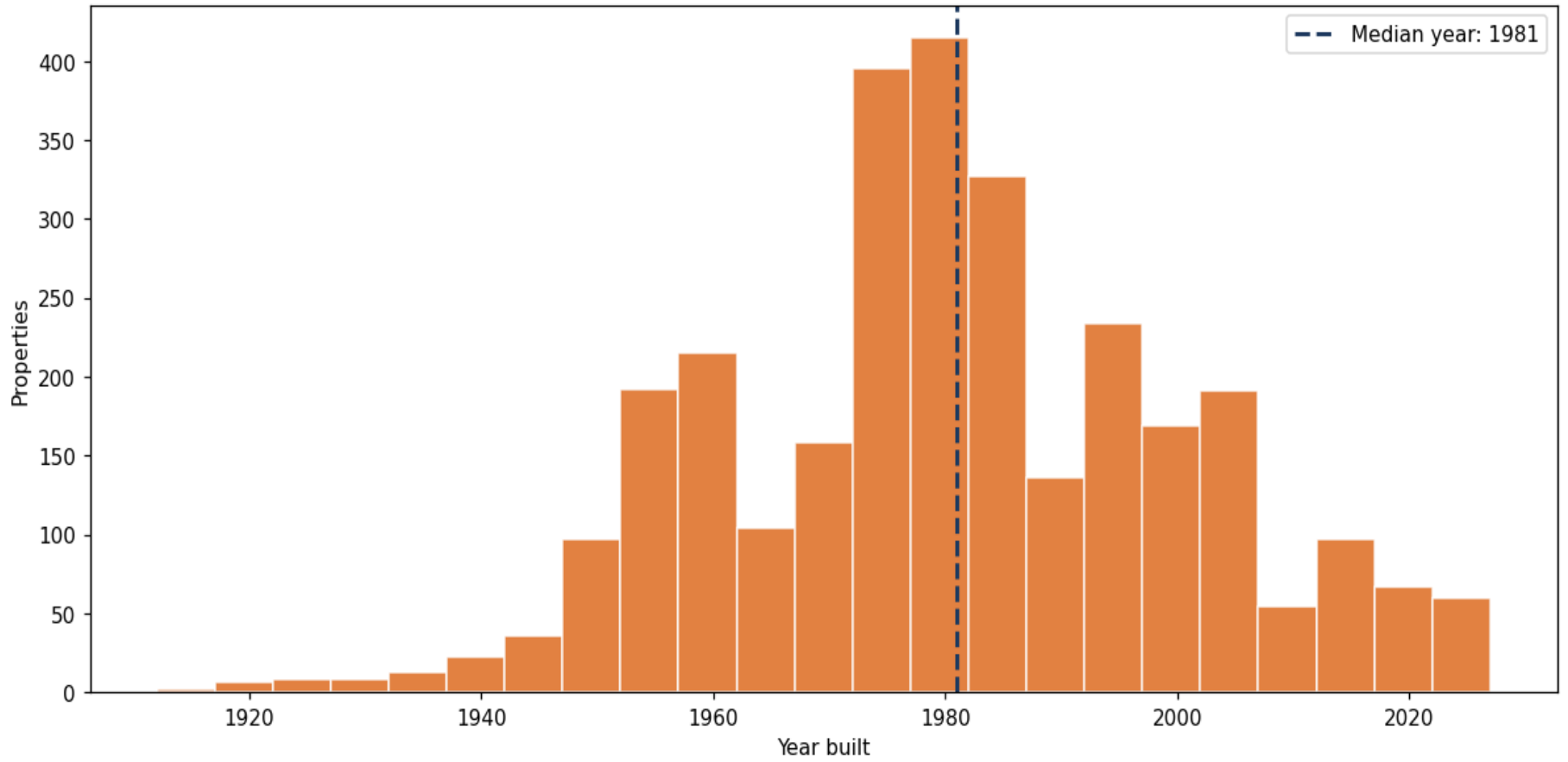
Building size vs. market value (n=2,932, outliers trimmed)



Top property types by count



Year built distribution (5-year buckets)



Market value vs. assessed value (gap = untaxed appreciation)

