

# Pinellas Property Market Report

27 matching properties • May 31, 2026

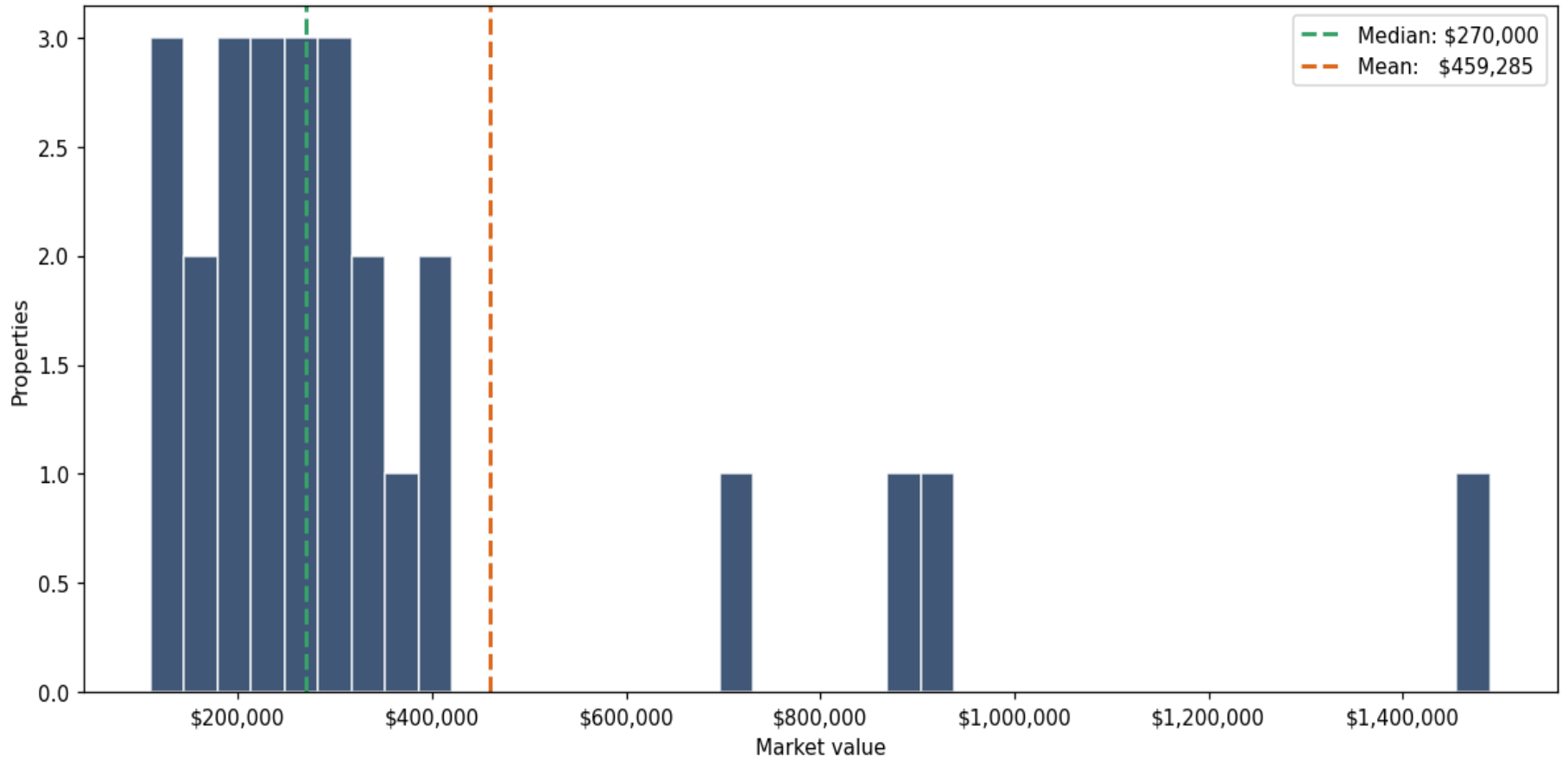
Filters applied	Headline numbers
<b>City:</b> Gulfport	<b>Properties matched:</b> 27
<b>Property type:</b> Single Building Store	<b>Median market value:</b> \$270,000
	<b>Mean market value:</b> \$459,285
	<b>Min / Max:</b> \$110,000 / \$2,960,000
	<b>Mean square footage:</b> 2,554

## Top 27 properties by market value

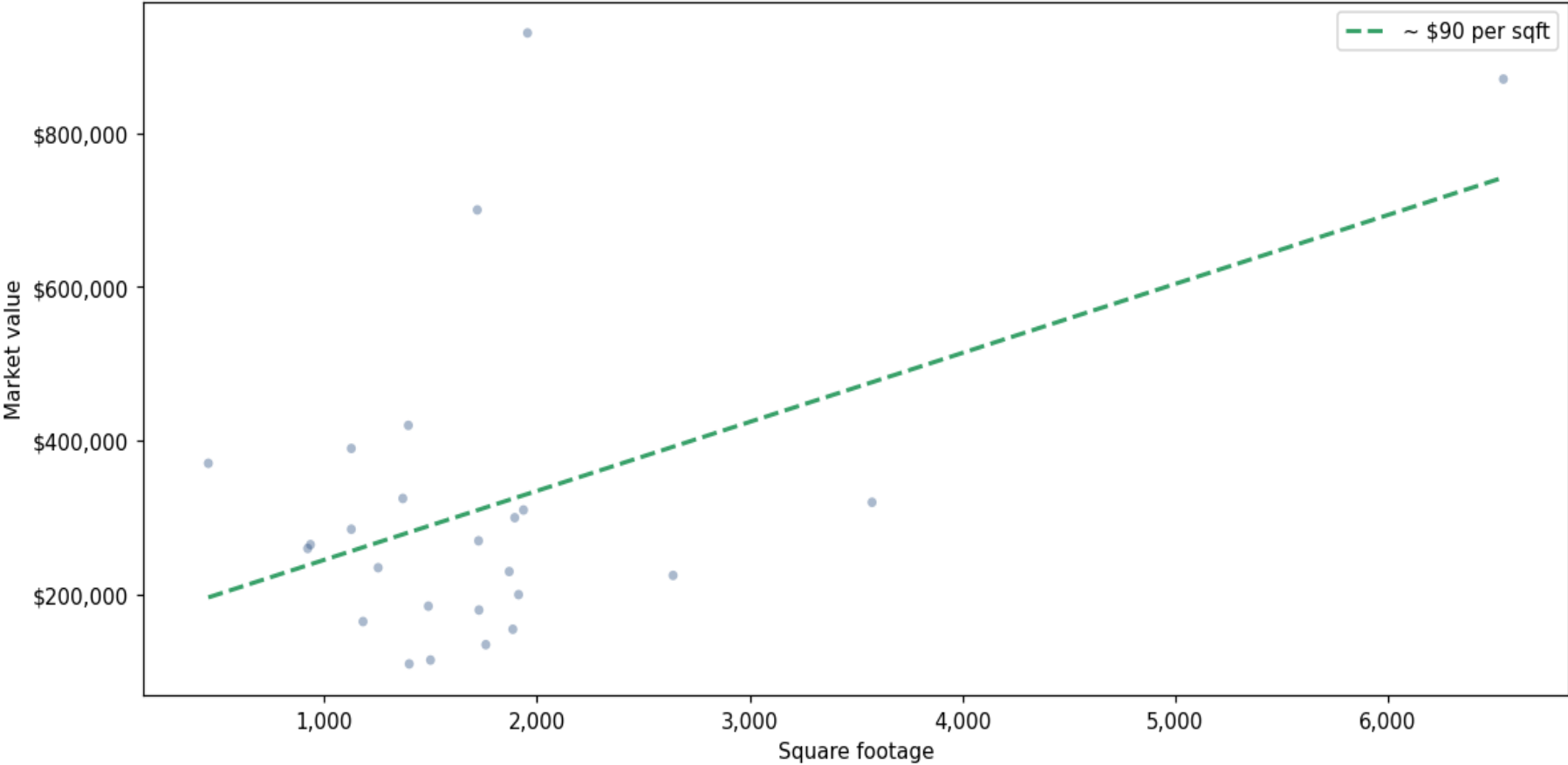
Address	City	Type	Market Value	Sq Ft	Year	Annual Tax
5701 GULFPORT BLVD S	Gulfport	Single Building Store	\$2,960,000	14,661	1996	\$51,779
4900 17TH AVE S	Gulfport	Single Building Store	\$1,490,000	8,988	2014	\$26,065
3015 BEACH BLVD S	Gulfport	Single Building Store	\$930,000	1,956	1971	\$16,268
4901 22ND AVE S	Gulfport	Single Building Store	\$870,000	6,542	1996	\$15,219
2822 BEACH BLVD S	Gulfport	Single Building Store	\$700,000	1,720	1953	\$12,245
5145 GULFPORT BLVD S	Gulfport	Single Building Store	\$420,000	1,396	1954	\$7,347
3107 BEACH BLVD S	Gulfport	Single Building Store	\$390,000	1,128	1939	\$7,522
5133 GULFPORT BLVD S	Gulfport	Single Building Store	\$370,700	456	1963	\$6,485
5332 22ND AVE S	Gulfport	Single Building Store	\$325,000	1,370	1954	\$5,685
5125 GULFPORT BLVD S	Gulfport	Single Building Store	\$320,000	3,575	1976	\$5,598
5401 GULFPORT BLVD S	Gulfport	Single Building Store	\$310,000	1,937	1947	\$5,423
5321 GULFPORT BLVD S	Gulfport	Single Building Store	\$300,000	1,896	1957	\$5,248
5217 GULFPORT BLVD S	Gulfport	Single Building Store	\$285,000	1,128	1951	\$4,986

Address	City	Type	Market Value	Sq Ft	Year	Annual Tax
5325 GULFPORT BLVD S	Gulfport	Single Building Store	\$270,000	1,726	1951	\$4,723
5313 GULFPORT BLVD S	Gulfport	Single Building Store	\$265,000	936	1948	\$4,636
5317 GULFPORT BLVD S	Gulfport	Single Building Store	\$260,000	923	1948	\$4,548
5114 GULFPORT BLVD S	Gulfport	Single Building Store	\$235,000	1,254	1952	\$4,111
5021 TANGERINE AVE S	Gulfport	Single Building Store	\$230,000	1,870	1951	\$4,023
1449 49TH ST S	Gulfport	Single Building Store	\$225,000	2,640	1970	\$3,936
2309 49TH ST S	Gulfport	Single Building Store	\$200,000	1,914	1940	\$3,499
4921 TANGERINE AVE S	Gulfport	Single Building Store	\$185,000	1,490	1947	\$3,236
801 49TH ST S	Gulfport	Single Building Store	\$180,000	1,728	1945	\$3,149
1402 58TH ST S	Gulfport	Single Building Store	\$165,000	1,183	1953	\$2,886
1401 49TH ST S	Gulfport	Single Building Store	\$155,000	1,887	1957	\$6,297
1435 49TH ST S	Gulfport	Single Building Store	\$135,000	1,760	1970	\$2,362
1409 49TH ST S	Gulfport	Single Building Store	\$115,000	1,500	1952	\$2,012
1415 49TH ST S	Gulfport	Single Building Store	\$110,000	1,400	1954	\$1,924

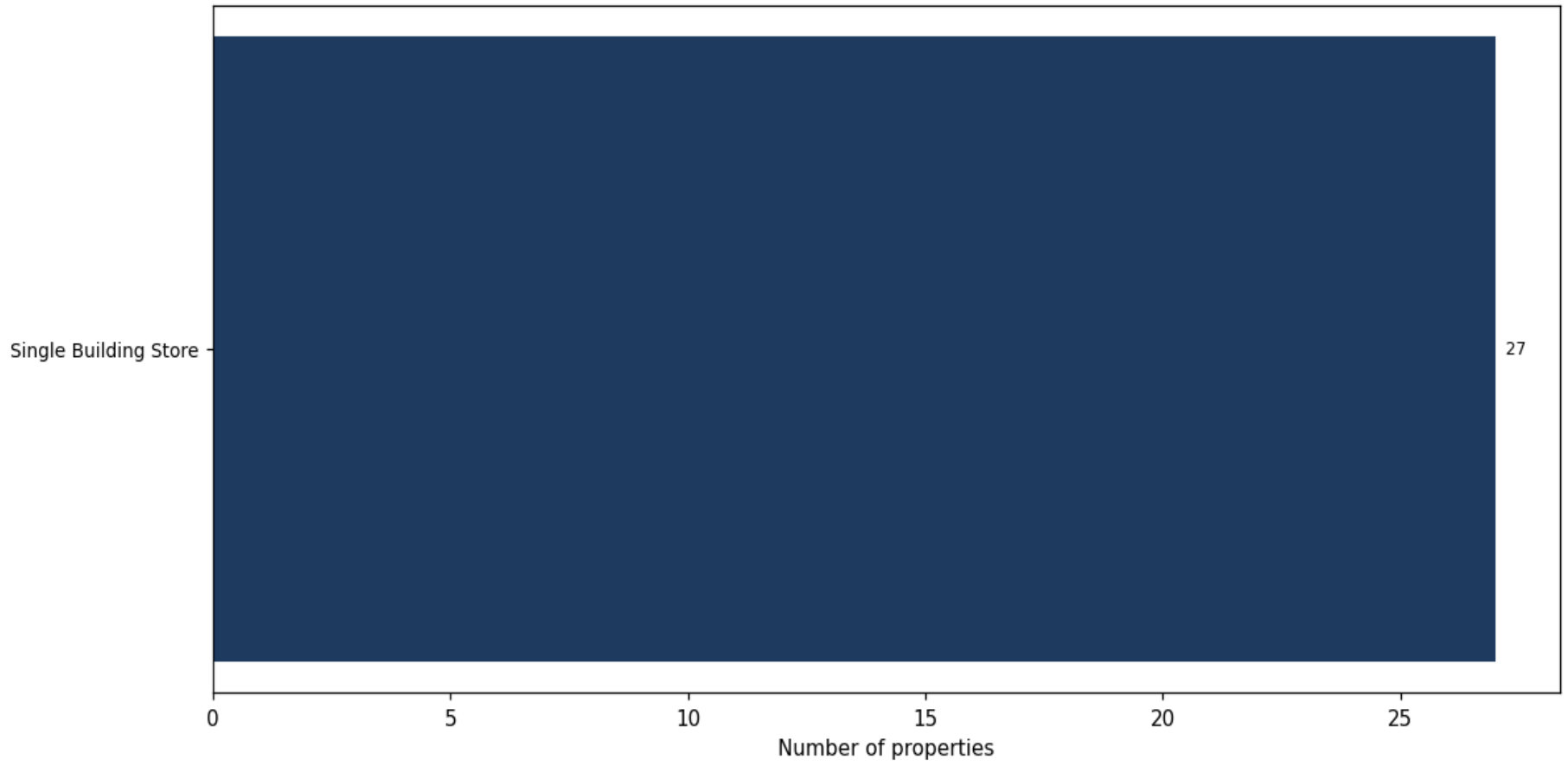
**Market value distribution (n=27, top 1% trimmed for readability)**



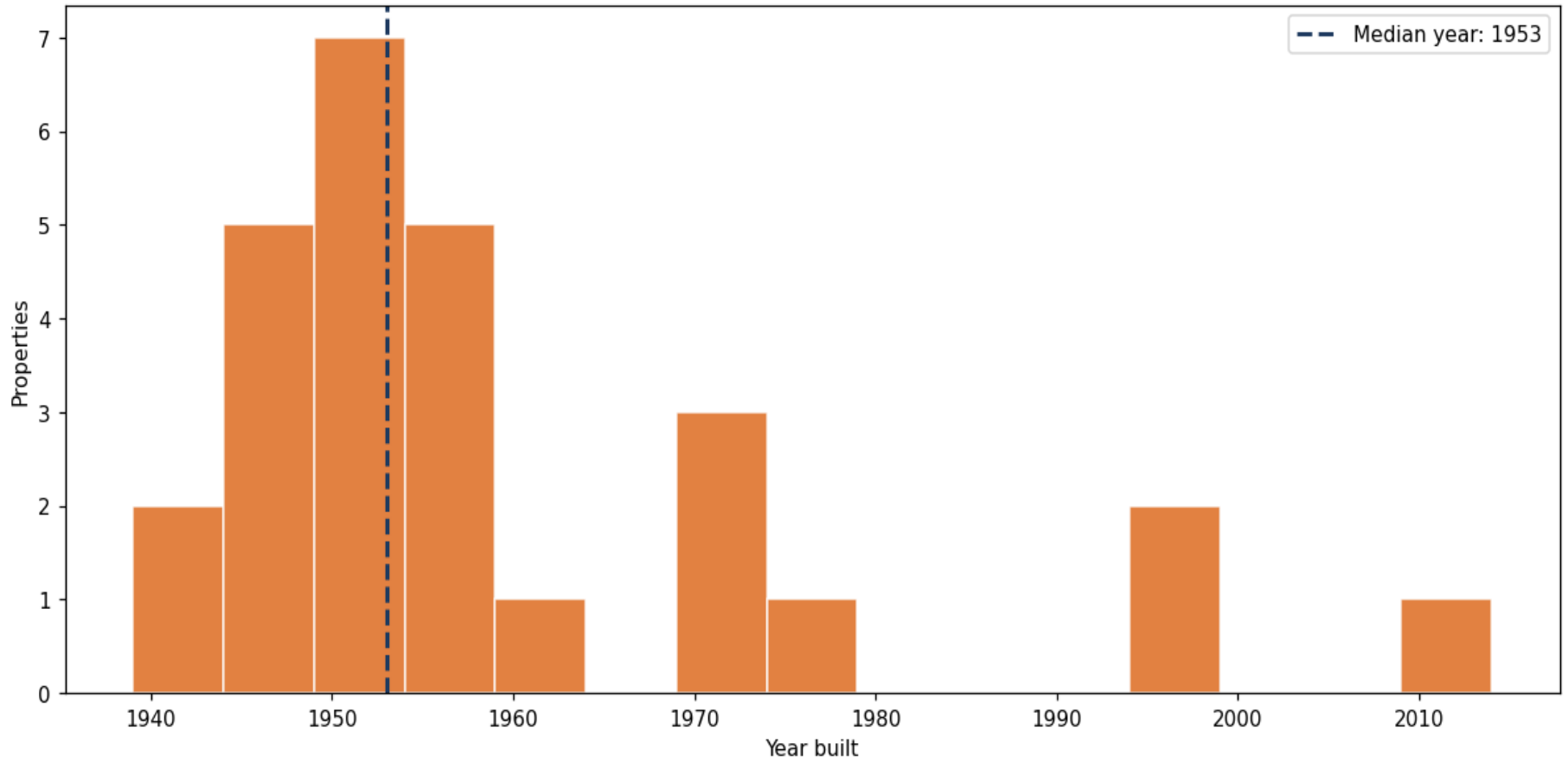
**Building size vs. market value (n=25, outliers trimmed)**



### Top property types by count



**Year built distribution (5-year buckets)**



**Market value vs. assessed value (gap = untaxed appreciation)**

