

Pinellas Property Market Report

32 matching properties • May 31, 2026

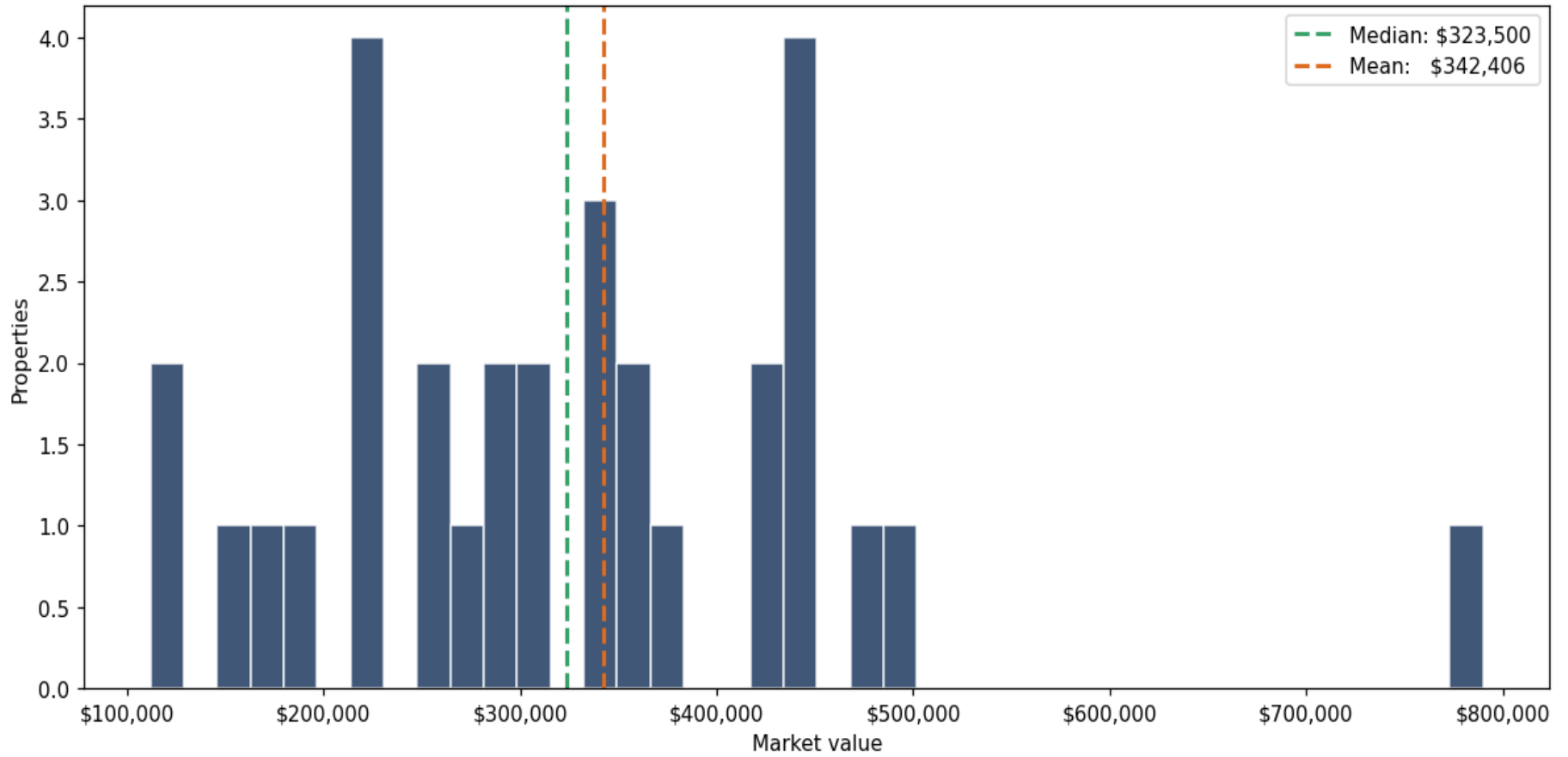
Filters applied	Headline numbers
City: Gulfport	Properties matched: 32
Property type: General Warehouse	Median market value: \$335,000
	Mean market value: \$342,406
	Min / Max: \$112,000 / \$870,000
	Mean square footage: 3,714

Top 32 properties by market value

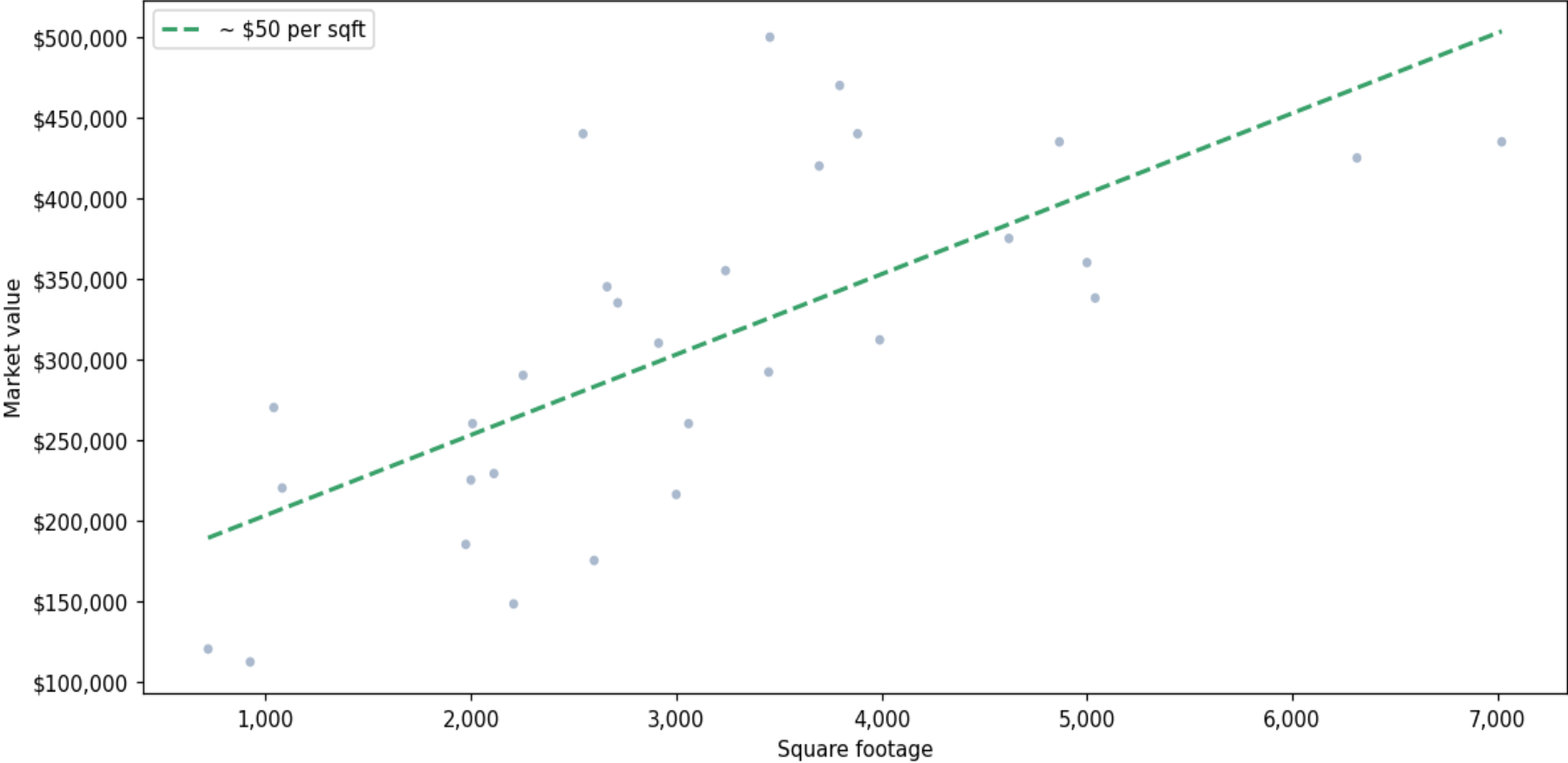
Address	City	Type	Market Value	Sq Ft	Year	Annual Tax
4950 15TH AVE S	Gulfport	General Warehouse	\$870,000	14,878	1953	\$15,569
1105 49TH ST S	Gulfport	General Warehouse	\$790,000	9,762	1940	\$13,994
5117 8TH AVE S	Gulfport	General Warehouse	\$500,000	3,456	2015	\$8,781
4914 18TH AVE S	Gulfport	General Warehouse	\$470,000	3,796	1952	\$8,309
4916 18TH AVE S	Gulfport	General Warehouse	\$440,000	2,546	2021	\$7,714
4930 8TH AVE S	Gulfport	General Warehouse	\$440,000	3,883	1932	\$8,493
1801 49TH ST S	Gulfport	General Warehouse	\$435,000	4,866	1967	\$8,082
1508 51ST ST S	Gulfport	General Warehouse	\$435,000	7,020	1959	\$8,397
5217 8TH AVE S	Gulfport	General Warehouse	\$425,000	6,315	1953	\$8,047
4911 8TH AVE S	Gulfport	General Warehouse	\$420,000	3,696	1953	\$8,152
5101 8TH AVE S	Gulfport	General Warehouse	\$375,000	4,620	1975	\$6,647
1510 51ST ST S	Gulfport	General Warehouse	\$360,000	5,000	1973	\$6,402
4924 17TH AVE S	Gulfport	General Warehouse	\$355,000	3,240	2007	\$6,367

Address	City	Type	Market Value	Sq Ft	Year	Annual Tax
4913 9TH AVE S	Gulfport	General Warehouse	\$345,000	2,663	1952	\$6,053
4903 8TH AVE S	Gulfport	General Warehouse	\$338,000	5,040	1953	\$6,472
5231 8TH AVE S	Gulfport	General Warehouse	\$335,000	2,715	1956	\$6,210
821 49TH ST S	Gulfport	General Warehouse	\$312,000	3,991	1948	\$6,297
5213 8TH AVE S	Gulfport	General Warehouse	\$310,000	2,914	1958	\$5,773
5225 8TH AVE S	Gulfport	General Warehouse	\$292,000	3,450	1955	\$5,213
2026 51ST ST S	Gulfport	General Warehouse	\$290,000	2,254	1980	\$5,423
1807 49TH ST S	Gulfport	General Warehouse	\$270,000	1,040	1949	\$4,811
4929 9TH AVE S	Gulfport	General Warehouse	\$260,000	2,008	1953	\$4,566
5209 8TH AVE S	Gulfport	General Warehouse	\$260,000	3,060	1954	\$4,583
1513 49TH ST S	Gulfport	General Warehouse	\$229,000	2,112	1950	\$4,111
1017 49TH ST S	Gulfport	General Warehouse	\$225,000	2,000	1976	\$4,120
5001 TANGERINE AVE S	Gulfport	General Warehouse	\$220,000	1,081	1955	\$4,023
5080 15TH AVE S	Gulfport	General Warehouse	\$216,000	3,000	1973	\$4,478
1848 50TH ST S	Gulfport	General Warehouse	\$185,000	1,975	1963	\$3,324
5137 8TH AVE S	Gulfport	General Warehouse	\$175,000	2,600	1950	\$3,341
5125 8TH AVE S	Gulfport	General Warehouse	\$148,000	2,208	1970	\$2,886
1849 50TH ST S	Gulfport	General Warehouse	\$120,000	720	1980	\$2,279
5001 17TH AVE S	Gulfport	General Warehouse	\$112,000	925	1946	\$2,012

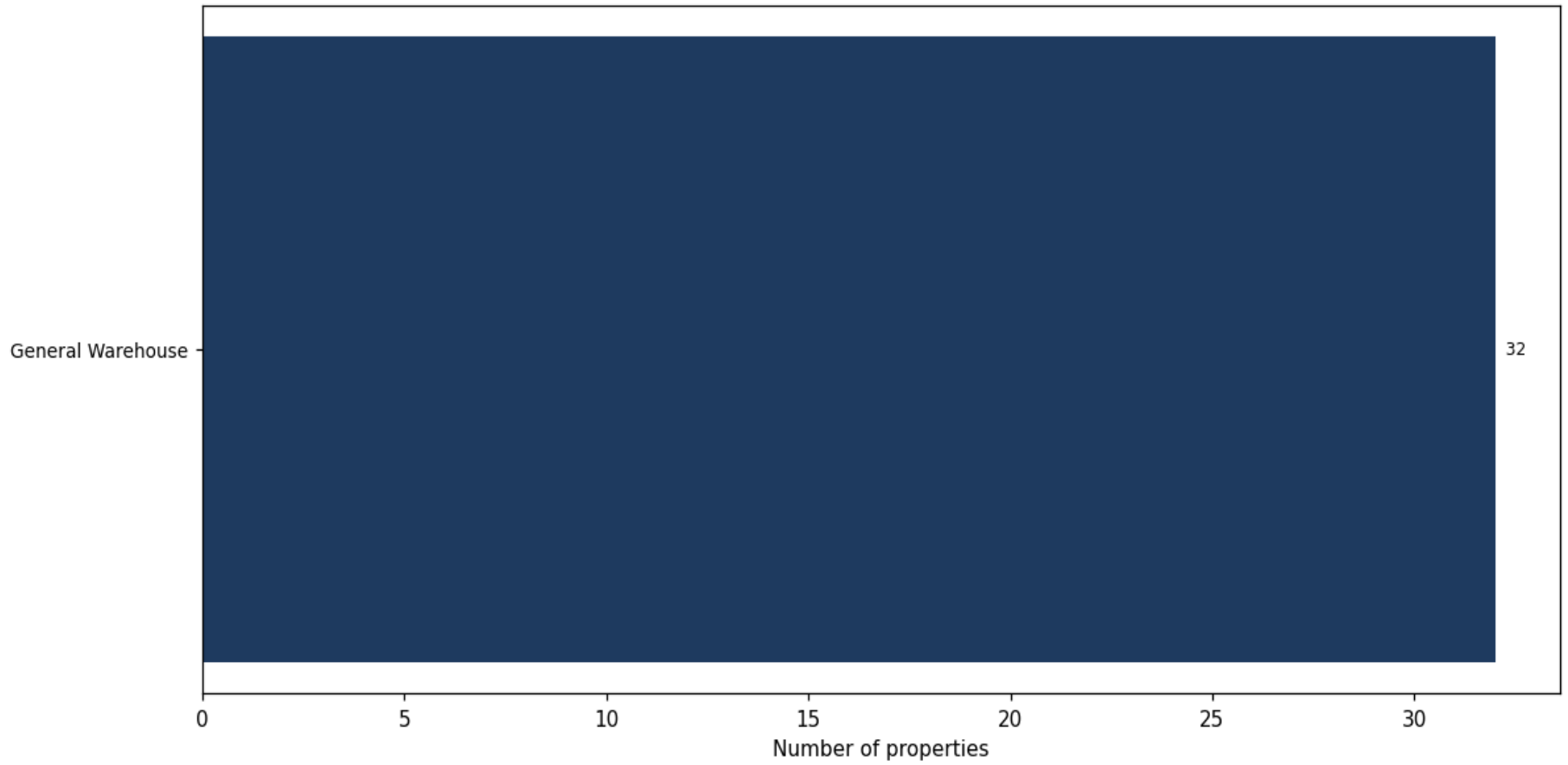
Market value distribution (n=32, top 1% trimmed for readability)



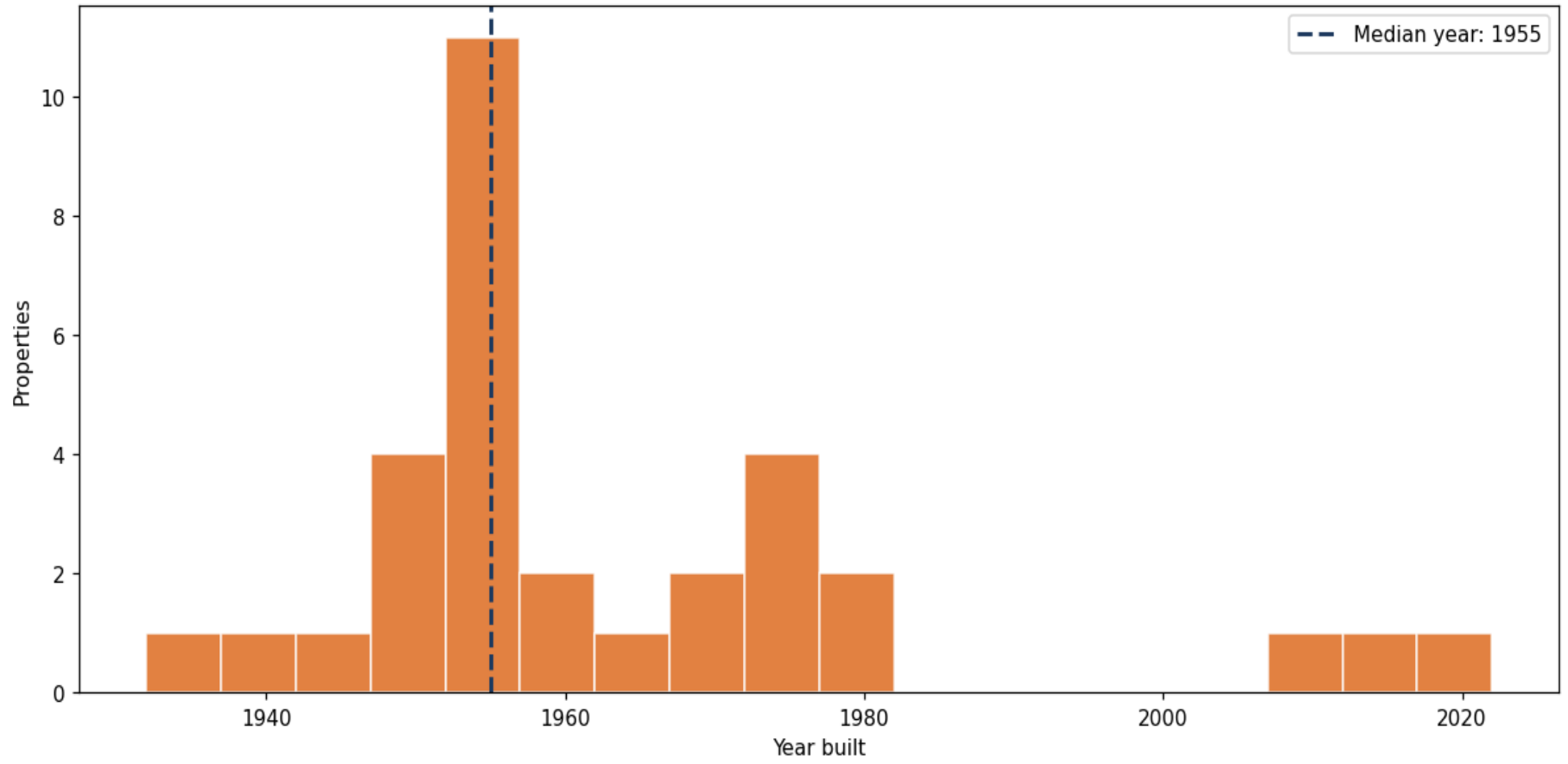
Building size vs. market value (n=30, outliers trimmed)



Top property types by count



Year built distribution (5-year buckets)



Market value vs. assessed value (gap = untaxed appreciation)

