

# Pinellas Property Market Report

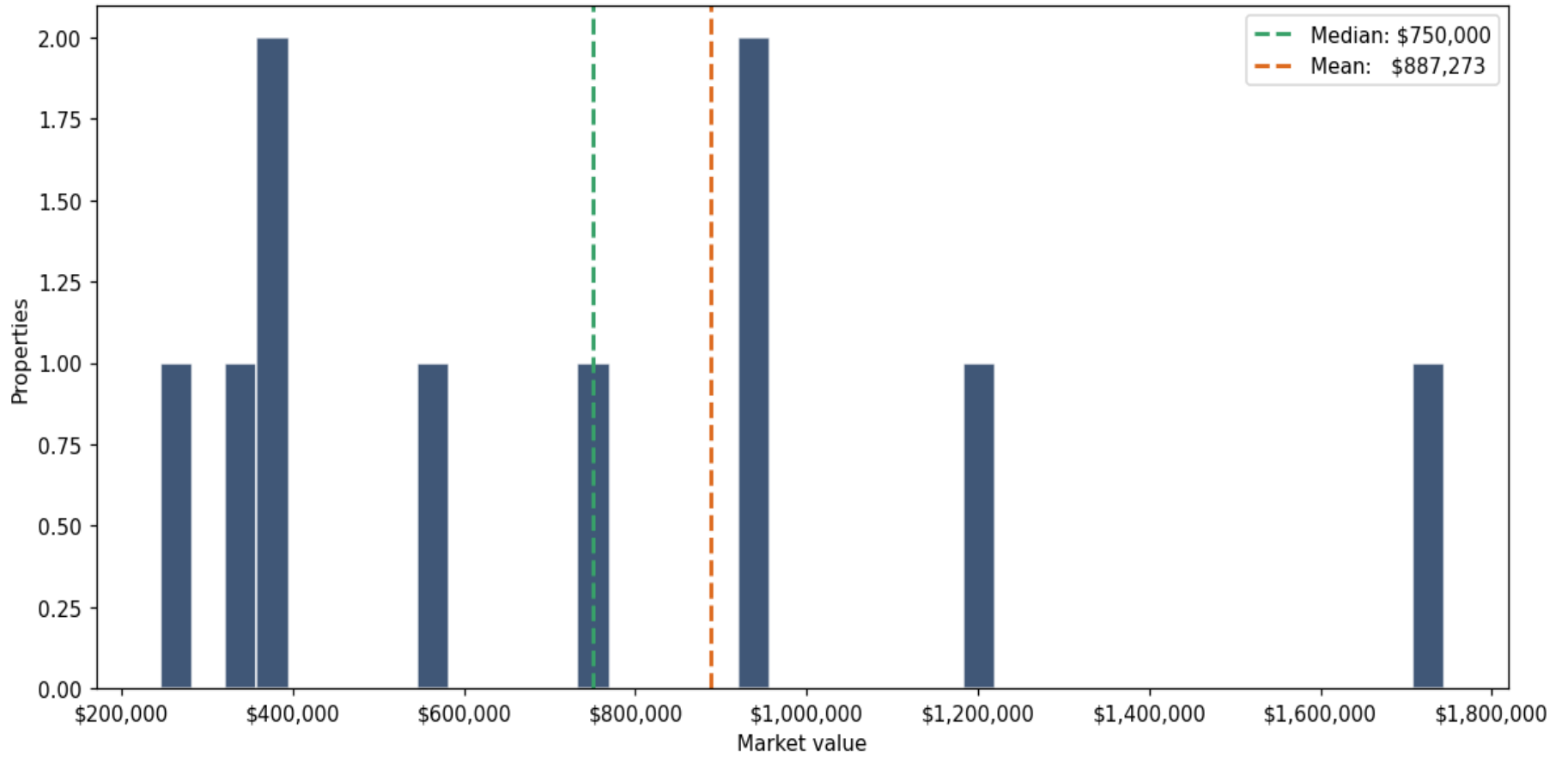
11 matching properties • May 31, 2026

Filters applied	Headline numbers
<b>City:</b> Dunedin	<b>Properties matched:</b> 11
<b>Property type:</b> Store w/Office or Apartment	<b>Median market value:</b> \$750,000
	<b>Mean market value:</b> \$887,273
	<b>Min / Max:</b> \$245,000 / \$2,300,000
	<b>Mean square footage:</b> 4,389

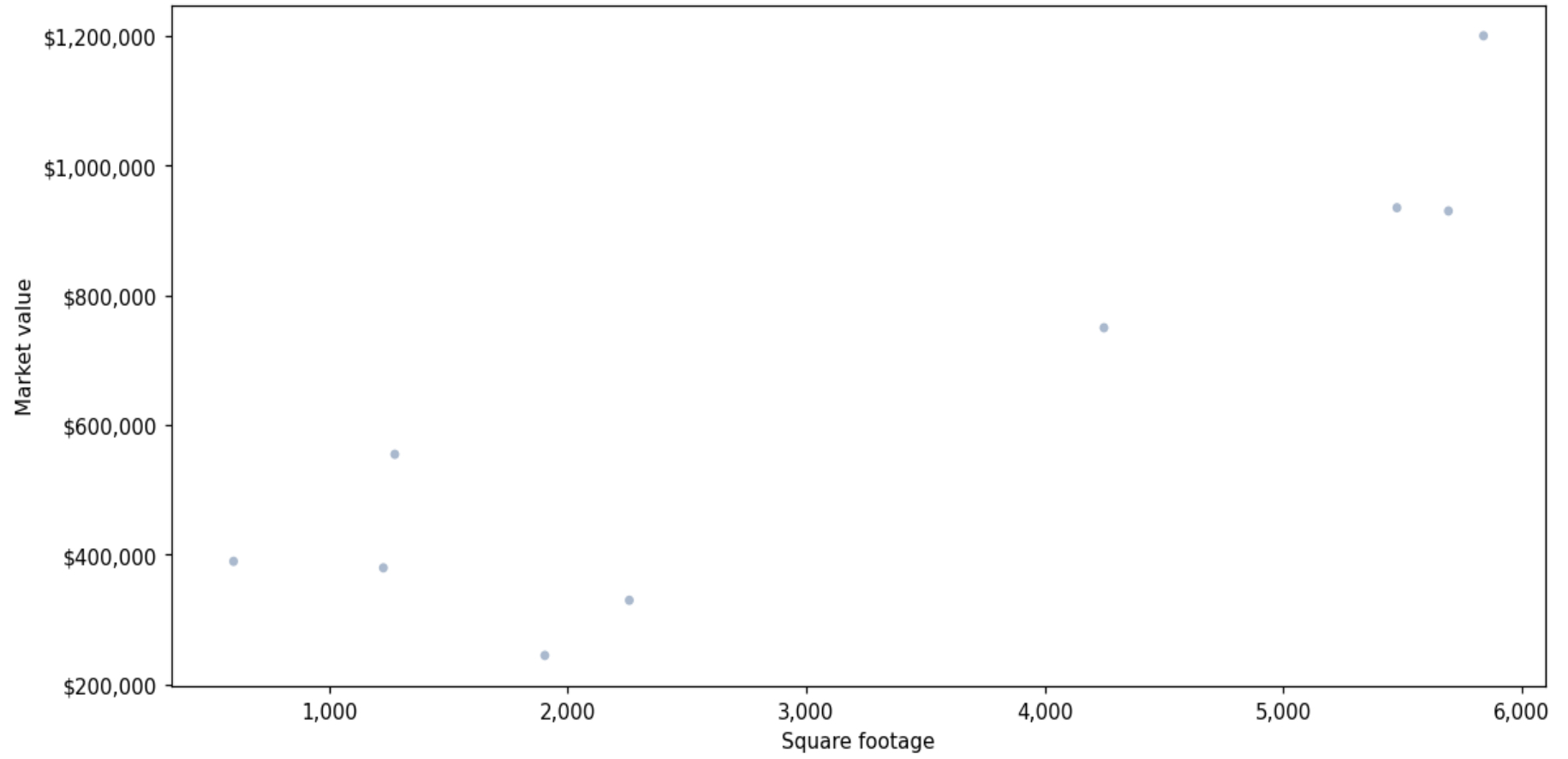
## Top 11 properties by market value

Address	City	Type	Market Value	Sq Ft	Year	Annual Tax
475 MAIN ST	Dunedin	Store w/Office or Apartm	\$2,300,000	7,932	2015	\$40,484
300 MONROE ST	Dunedin	Store w/Office or Apartm	\$1,745,000	11,824	2000	\$31,243
504 SKINNER BLVD	Dunedin	Store w/Office or Apartm	\$1,200,000	5,840	2024	\$21,122
461 MAIN ST	Dunedin	Store w/Office or Apartm	\$935,000	5,477	1954	\$16,898
465 MAIN ST	Dunedin	Store w/Office or Apartm	\$930,000	5,693	1950	\$17,338
440 DOUGLAS AVE	Dunedin	Store w/Office or Apartm	\$750,000	4,249	1948	\$13,641
602 SKINNER BLVD	Dunedin	Store w/Office or Apartm	\$555,000	1,276	1920	\$9,945
1018 NEW YORK AVE	Dunedin	Store w/Office or Apartm	\$390,000	600		\$7,375
472 WOOD ST	Dunedin	Store w/Office or Apartm	\$380,000	1,228	1925	\$6,865
559 DOUGLAS AVE	Dunedin	Store w/Office or Apartm	\$330,000	2,259	1928	\$5,897
65 PATRICIA AVE	Dunedin	Store w/Office or Apartm	\$245,000	1,905	1970	\$4,664

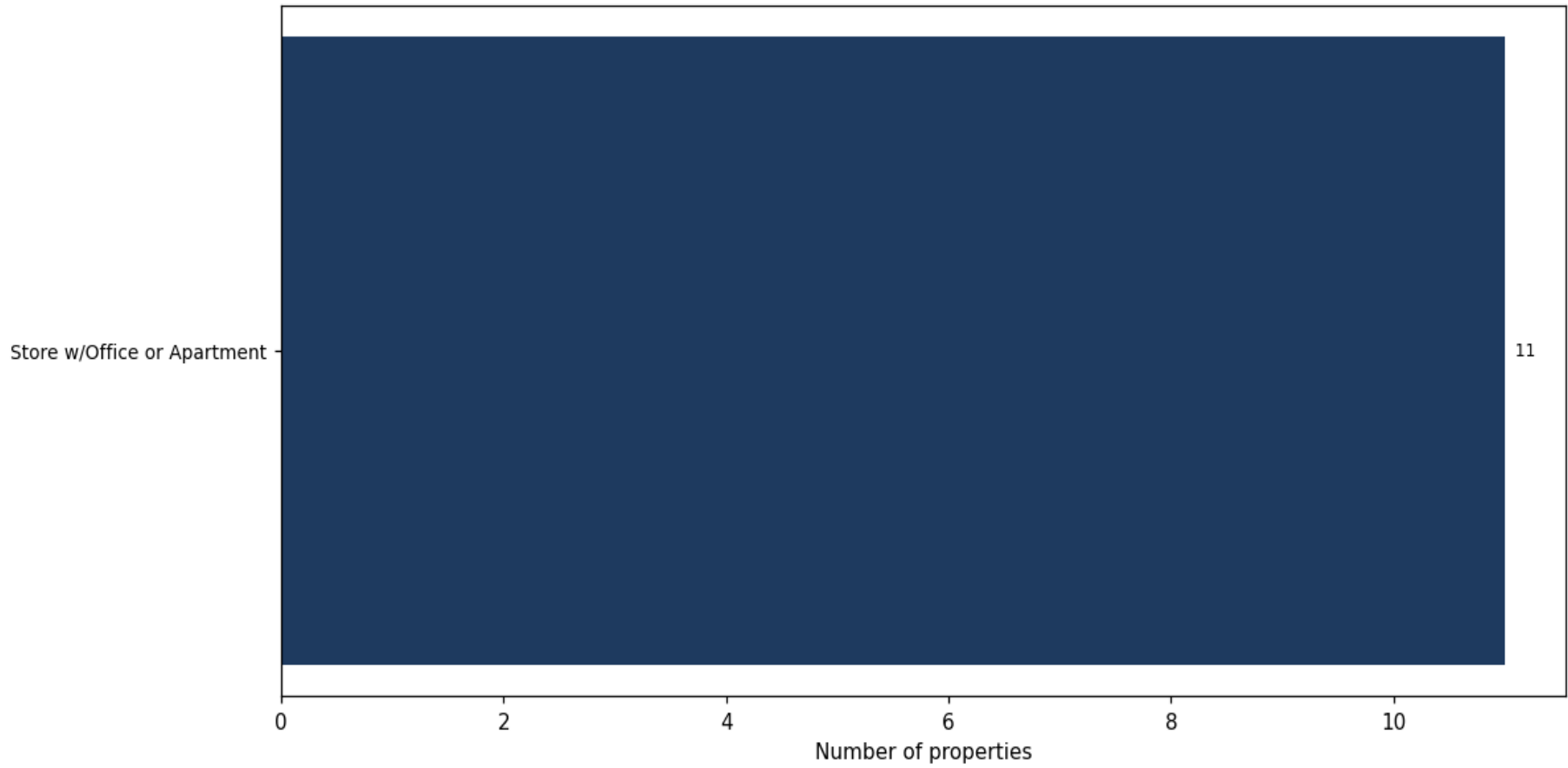
**Market value distribution (n=11, top 1% trimmed for readability)**



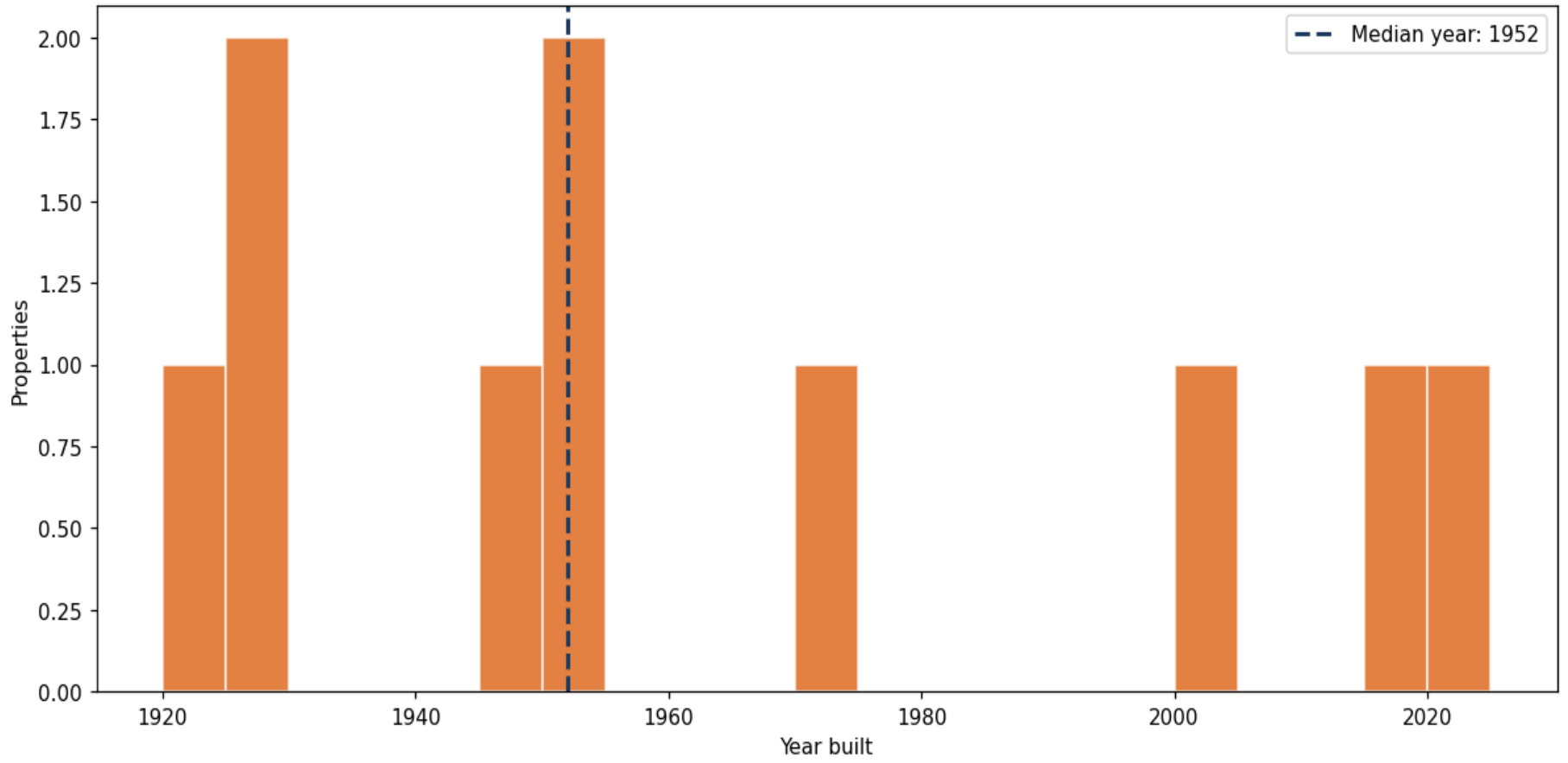
**Building size vs. market value (n=9, outliers trimmed)**



### Top property types by count



**Year built distribution (5-year buckets)**



**Market value vs. assessed value (gap = untaxed appreciation)**

