

Pinellas Property Market Report

44 matching properties • May 30, 2026

Filters applied	Headline numbers
City: Dunedin	Properties matched: 44
Property type: Single Building Store	Median market value: \$600,000
	Mean market value: \$1,037,591
	Min / Max: \$170,000 / \$3,465,000
	Mean square footage: 6,187

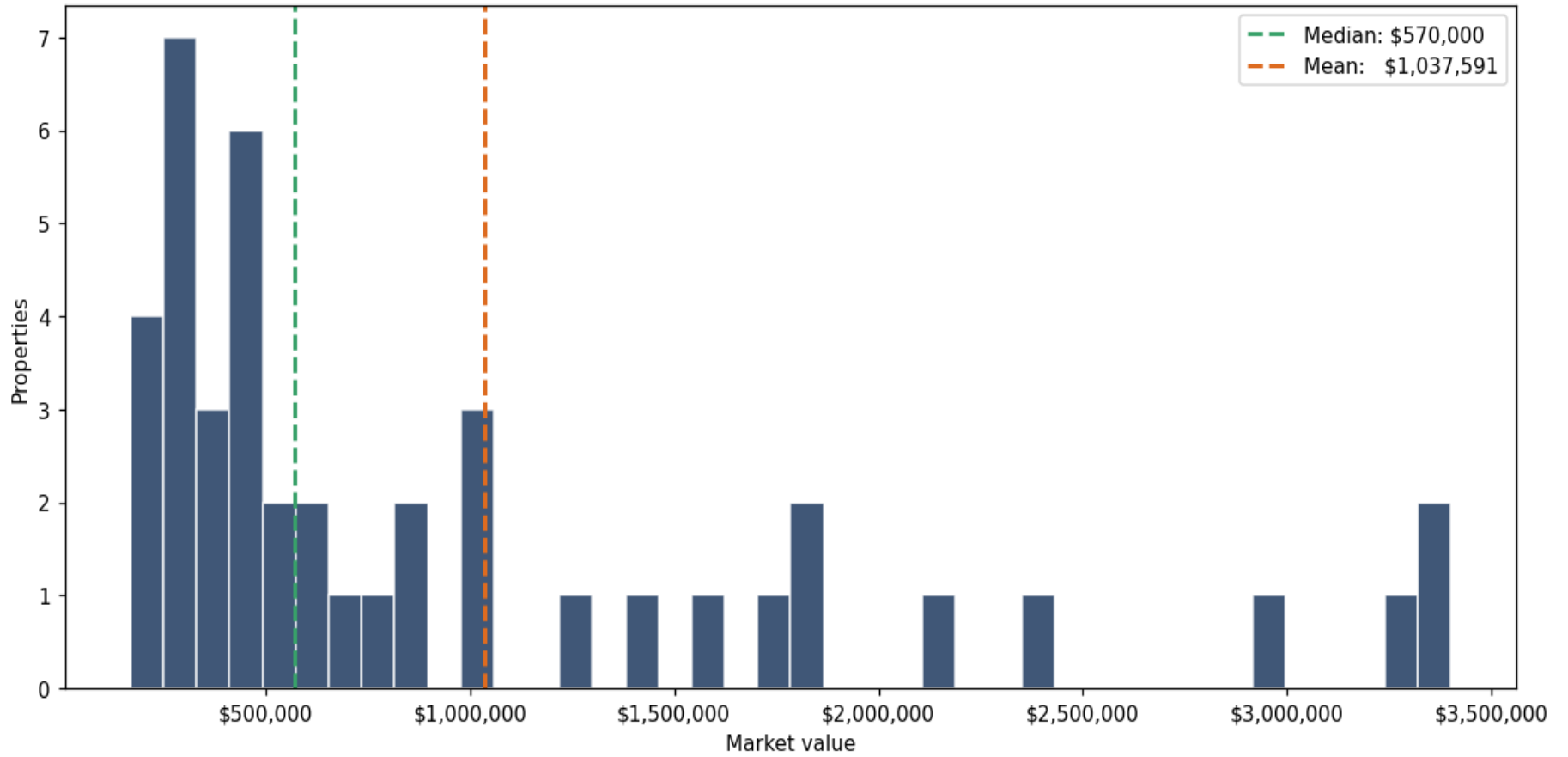
Top 44 properties by market value

Address	City	Type	Market Value	Sq Ft	Year	Annual Tax
2598 BAYSHORE BLVD	Dunedin	Single Building Store	\$3,465,000	15,740	1998	\$61,342
1410 MAIN ST	Dunedin	Single Building Store	\$3,400,000	19,433	2018	\$63,630
1750 MAIN ST	Dunedin	Single Building Store	\$3,350,000	35,100	1976	\$60,110
1477 MAIN ST	Dunedin	Single Building Store	\$3,310,000	15,036	1998	\$58,614
5 PATRICIA AVE	Dunedin	Single Building Store	\$2,990,000	14,736	2006	\$54,125
2175 MAIN ST	Dunedin	Single Building Store	\$2,420,000	12,452	2003	\$42,948
1352 MAIN ST	Dunedin	Single Building Store	\$2,125,000	2,450	1979	\$37,404
1420 MAIN ST	Dunedin	Single Building Store	\$1,825,000	8,320	2012	\$32,211
1326 SAN CHRISTOPHER DR	Dunedin	Single Building Store	\$1,785,000	9,444	2013	\$32,563
1260 BELCHER RD	Dunedin	Single Building Store	\$1,775,000	9,636	2013	\$32,739
1980 MAIN ST	Dunedin	Single Building Store	\$1,570,000	12,784	2001	\$28,339
1433 MAIN ST	Dunedin	Single Building Store	\$1,450,000	7,372	2013	\$26,667
818 HIGHLAND AVE	Dunedin	Single Building Store	\$1,280,000	3,600	1979	\$24,290

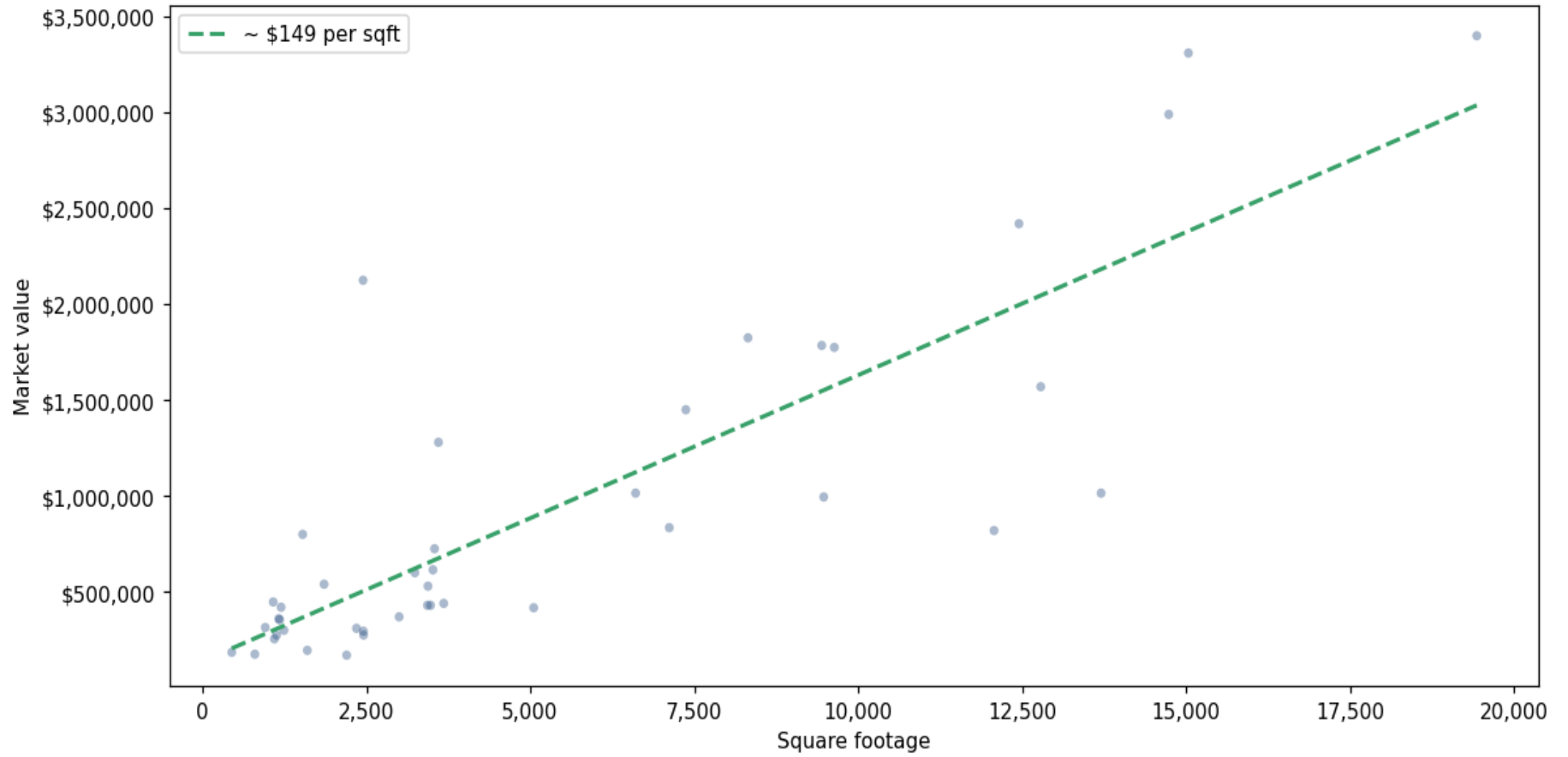
Address	City	Type	Market Value	Sq Ft	Year	Annual Tax
1428 MAIN ST	Dunedin	Single Building Store	\$1,015,000	13,704	1979	\$18,570
1915 MAIN ST	Dunedin	Single Building Store	\$1,015,000	6,606	1996	\$18,922
1300 MAIN ST	Dunedin	Single Building Store	\$995,000	9,475	1965	\$18,482
745 MAIN ST	Dunedin	Single Building Store	\$835,000	7,120	1974	\$15,842
2424 BAYSHORE BLVD	Dunedin	Single Building Store	\$820,000	12,072	1956	\$15,401
911 HIGHLAND AVE	Dunedin	Single Building Store	\$800,000	1,529	1910	\$14,081
2678 BAYSHORE BLVD	Dunedin	Single Building Store	\$725,000	3,540	1972	\$13,201
1116 OVERCASH DR	Dunedin	Single Building Store	\$615,000	3,516	1976	\$10,913
240 CAUSEWAY BLVD	Dunedin	Single Building Store	\$600,000	3,240	1975	\$12,145
674 DOUGLAS AVE	Dunedin	Single Building Store	\$540,000	1,856	1916	\$10,561
764 MAIN ST	Dunedin	Single Building Store	\$530,000	3,440	1983	\$9,945
514 SKINNER BLVD	Dunedin	Single Building Store	\$447,300	1,080	1926	\$8,290
1442 MAIN ST	Dunedin	Single Building Store	\$440,000	3,680	1979	\$8,273
404 PATRICIA AVE	Dunedin	Single Building Store	\$430,000	3,480	1970	\$7,569
501 CAUSEWAY BLVD	Dunedin	Single Building Store	\$430,000	3,432	1964	\$7,833
911 DOUGLAS AVE	Dunedin	Single Building Store	\$420,000	1,200	1984	\$7,393
735 RAILROAD AVE	Dunedin	Single Building Store	\$417,300	5,052	1910	\$7,622
100 PATRICIA AVE	Dunedin	Single Building Store	\$370,000	3,000	1972	\$6,865
390 PATRICIA AVE	Dunedin	Single Building Store	\$360,000	1,164	2014	\$6,601
330 MAIN ST	Dunedin	Single Building Store	\$355,000	1,178	1925	\$6,513
456 SKINNER BLVD	Dunedin	Single Building Store	\$314,400	959	1948	\$5,826
933 BROADWAY	Dunedin	Single Building Store	\$310,000	2,350	1953	\$5,985
678 DOUGLAS AVE	Dunedin	Single Building Store	\$300,000	1,244	1918	\$5,633
1143 MAIN ST	Dunedin	Single Building Store	\$295,000	2,455	1968	\$5,809
606 UNION ST	Dunedin	Single Building Store	\$275,000	2,458	1960	\$5,193

Address	City	Type	Market Value	Sq Ft	Year	Annual Tax
1520 COUNTY ROAD 1	Dunedin	Single Building Store	\$275,000	1,132	1980	\$5,193
907 DOUGLAS AVE	Dunedin	Single Building Store	\$255,000	1,098	1947	\$4,664
232 DOUGLAS AVE	Dunedin	Single Building Store	\$195,000	1,600	1970	\$3,696
765 MAIN ST	Dunedin	Single Building Store	\$185,000	448	1962	\$3,520
332 SKINNER BLVD	Dunedin	Single Building Store	\$175,000	800	1915	\$3,432
2430 BAYSHORE BLVD	Dunedin	Single Building Store	\$170,000	2,200	1956	\$2,992

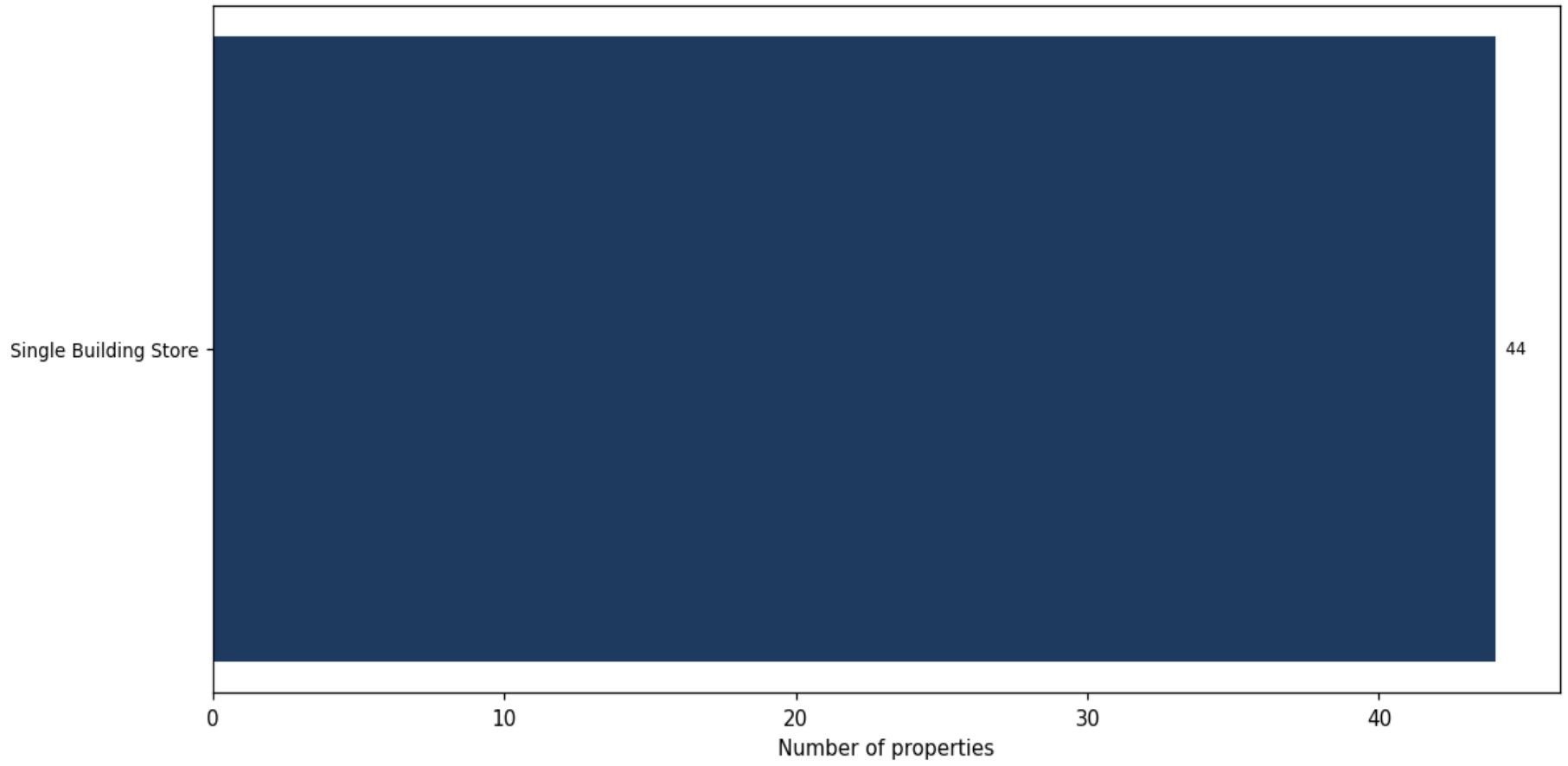
Market value distribution (n=44, top 1% trimmed for readability)



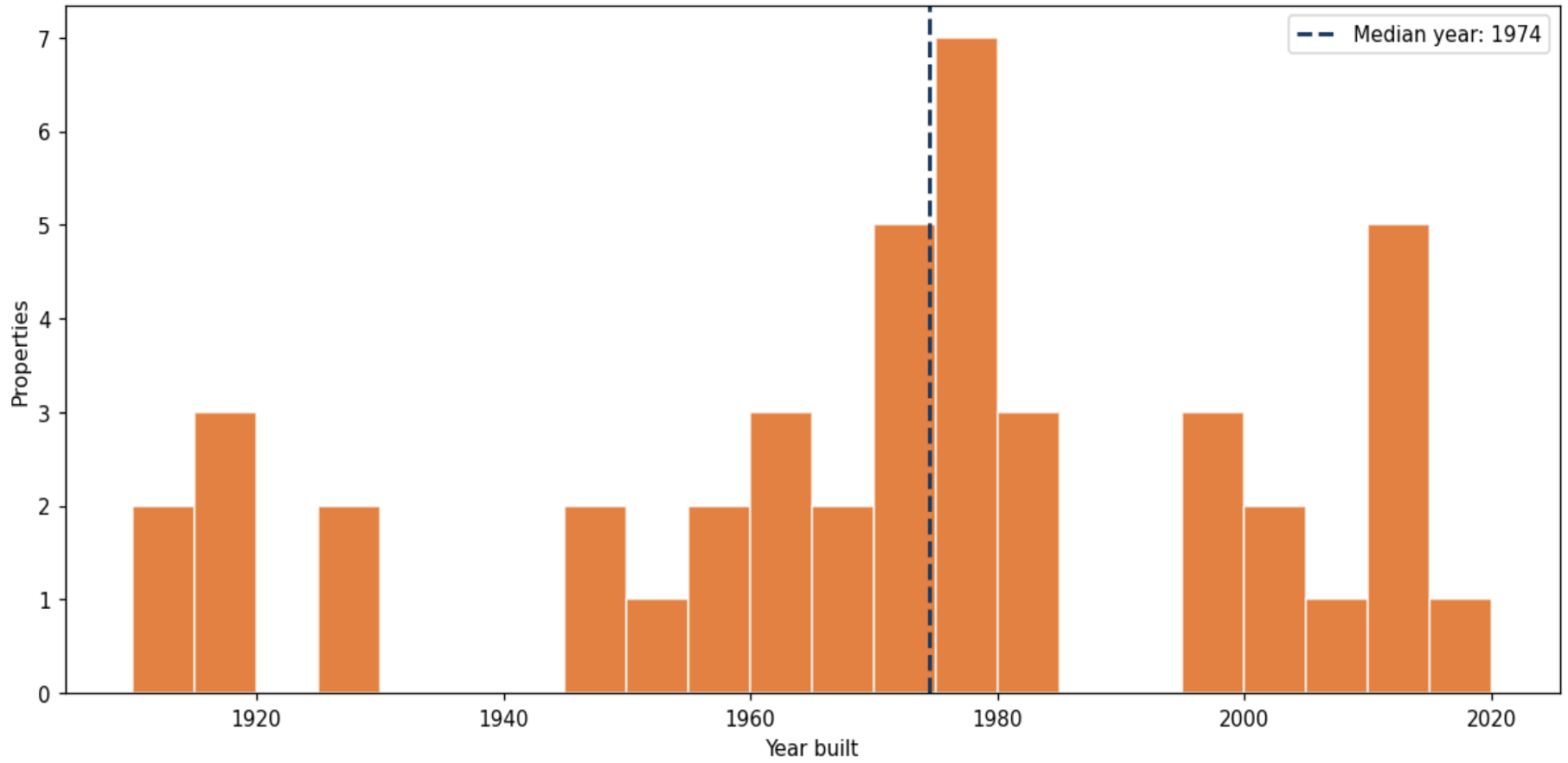
Building size vs. market value (n=42, outliers trimmed)



Top property types by count



Year built distribution (5-year buckets)



Market value vs. assessed value (gap = untaxed appreciation)

