

# Pinellas Property Market Report

29 matching properties • May 30, 2026

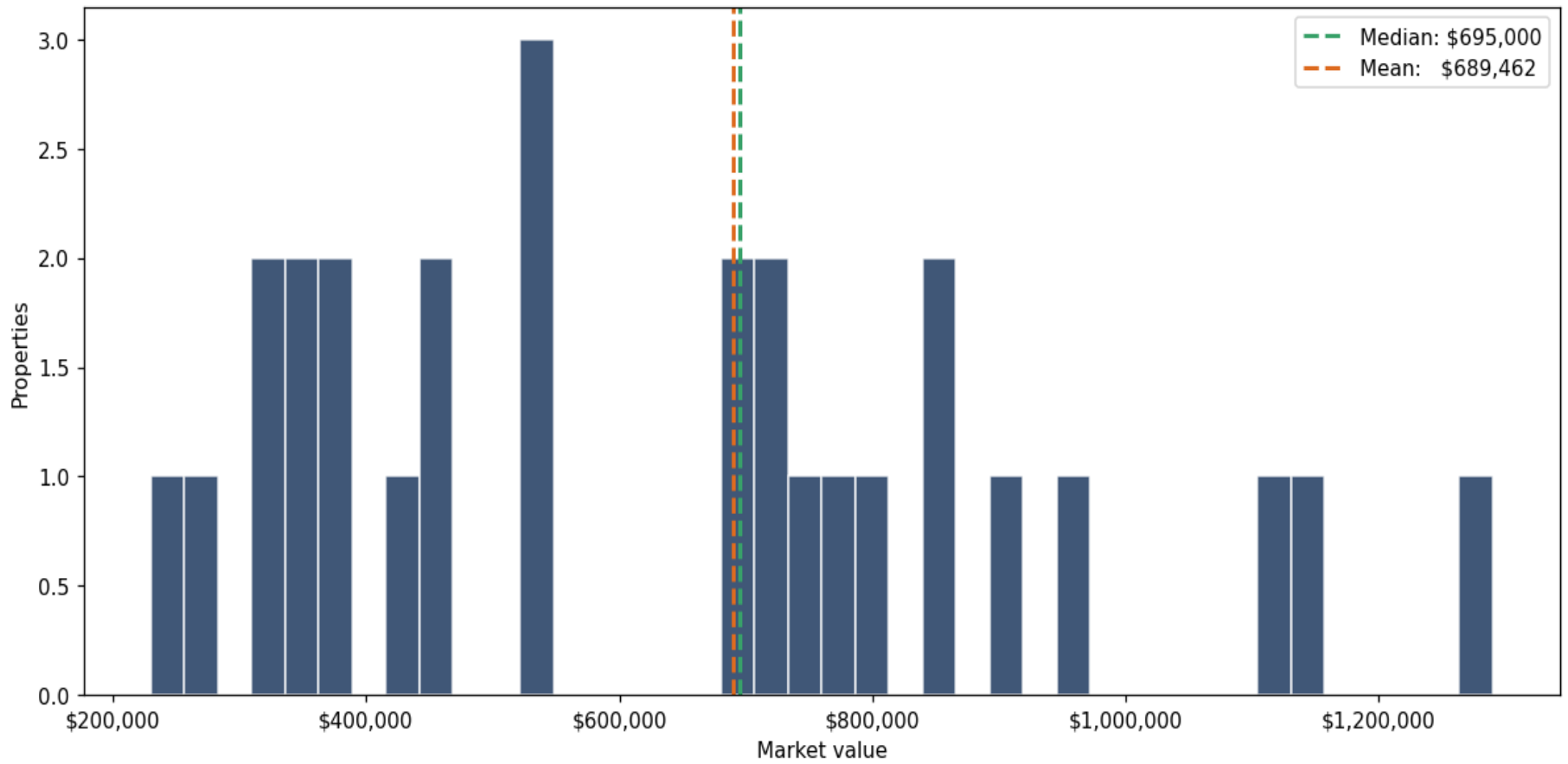
Filters applied	Headline numbers
<b>City:</b> Dunedin	<b>Properties matched:</b> 29
<b>Property type:</b> Restaurant, Cafeteria	<b>Median market value:</b> \$695,000
	<b>Mean market value:</b> \$689,462
	<b>Min / Max:</b> \$230,000 / \$2,180,000
	<b>Mean square footage:</b> 2,474

## Top 29 properties by market value

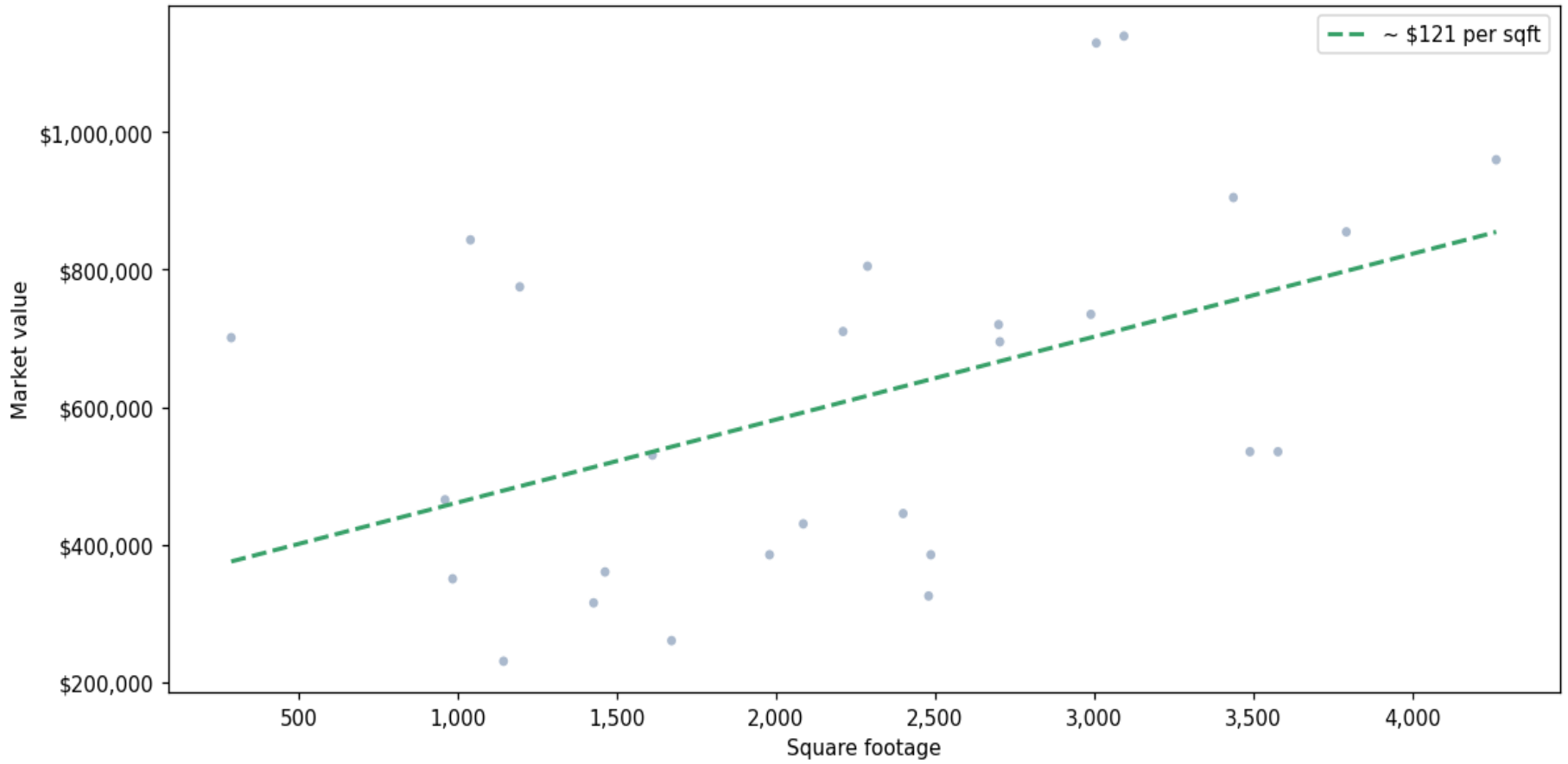
Address	City	Type	Market Value	Sq Ft	Year	Annual Tax
990 BROADWAY	Dunedin	Restaurant, Cafeteria	\$2,180,000	4,963	2023	\$38,372
1600 MAIN ST	Dunedin	Restaurant, Cafeteria	\$1,290,000	6,005	1970	\$23,322
923 BROADWAY	Dunedin	Restaurant, Cafeteria	\$1,140,000	3,094	1955	\$20,506
466 CAUSEWAY BLVD	Dunedin	Restaurant, Cafeteria	\$1,130,000	3,007	2007	\$20,418
487 MAIN ST	Dunedin	Restaurant, Cafeteria	\$960,000	4,264	1952	\$18,042
221 MAIN ST	Dunedin	Restaurant, Cafeteria	\$905,000	3,438	1916	\$16,722
365 MAIN ST	Dunedin	Restaurant, Cafeteria	\$855,000	3,793	1917	\$16,018
434 VIRGINIA LN	Dunedin	Restaurant, Cafeteria	\$843,400	1,040	1928	\$15,155
319 MAIN ST	Dunedin	Restaurant, Cafeteria	\$805,000	2,288	1918	\$14,609
828 HIGHLAND AVE	Dunedin	Restaurant, Cafeteria	\$775,000	1,195	1922	\$13,641
680 MAIN ST	Dunedin	Restaurant, Cafeteria	\$735,000	2,990	1969	\$13,113
900 BROADWAY	Dunedin	Restaurant, Cafeteria	\$720,000	2,700	1963	\$13,641
941 HUNTLEY AVE	Dunedin	Restaurant, Cafeteria	\$710,000	2,211	1955	\$13,817

Address	City	Type	Market Value	Sq Ft	Year	Annual Tax
360 SKINNER BLVD	Dunedin	Restaurant, Cafeteria	\$701,000	288	1960	\$13,096
471 MAIN ST	Dunedin	Restaurant, Cafeteria	\$695,000	2,704	1952	\$12,673
1056 MAIN ST	Dunedin	Restaurant, Cafeteria	\$535,000	3,578	1964	\$9,945
2020 BAYSHORE BLVD	Dunedin	Restaurant, Cafeteria	\$535,000	3,490	1961	\$9,857
516 GRANT ST	Dunedin	Restaurant, Cafeteria	\$530,000	1,612	1936	\$9,769
315 MAIN ST	Dunedin	Restaurant, Cafeteria	\$465,000	960	1946	\$8,185
1452 MAIN ST	Dunedin	Restaurant, Cafeteria	\$445,000	2,400	1981	\$8,185
903 DOUGLAS AVE	Dunedin	Restaurant, Cafeteria	\$430,000	2,086	1920	\$8,009
2028 BAYSHORE BLVD	Dunedin	Restaurant, Cafeteria	\$385,000	2,487	1960	\$7,129
150 PATRICIA AVE	Dunedin	Restaurant, Cafeteria	\$385,000	1,980	1960	\$7,041
369 MAIN ST	Dunedin	Restaurant, Cafeteria	\$360,000	1,463	1964	\$6,601
833 DOUGLAS AVE	Dunedin	Restaurant, Cafeteria	\$350,000	984	1925	\$6,513
234 DOUGLAS AVE	Dunedin	Restaurant, Cafeteria	\$325,000	2,480	1963	\$6,161
901 CURLEW RD	Dunedin	Restaurant, Cafeteria	\$315,000	1,427	1974	\$5,985
2070 BAYSHORE BLVD	Dunedin	Restaurant, Cafeteria	\$260,000	1,672	1962	\$5,016
368 PATRICIA AVE	Dunedin	Restaurant, Cafeteria	\$230,000	1,144	1968	\$5,281

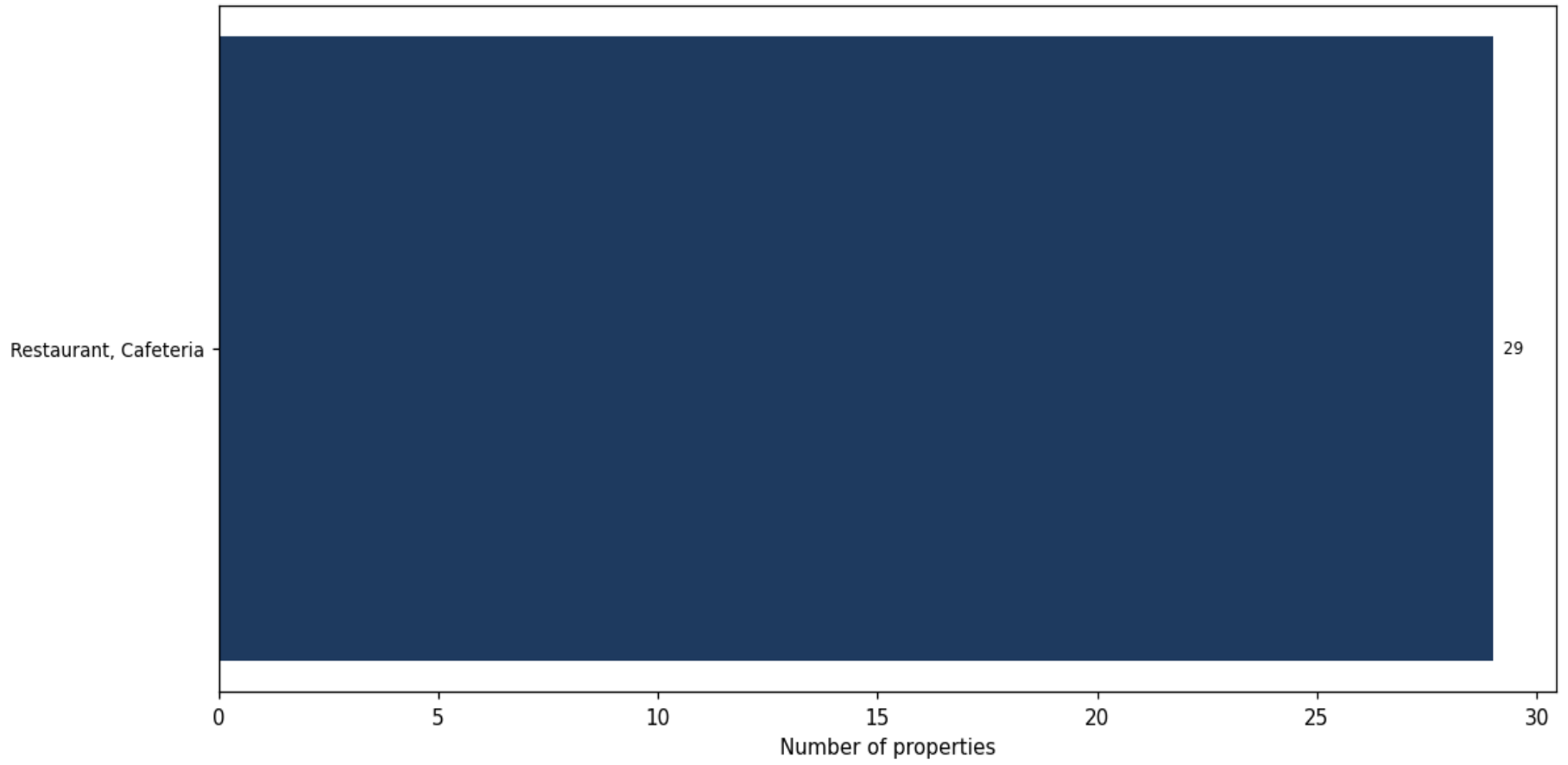
**Market value distribution (n=29, top 1% trimmed for readability)**



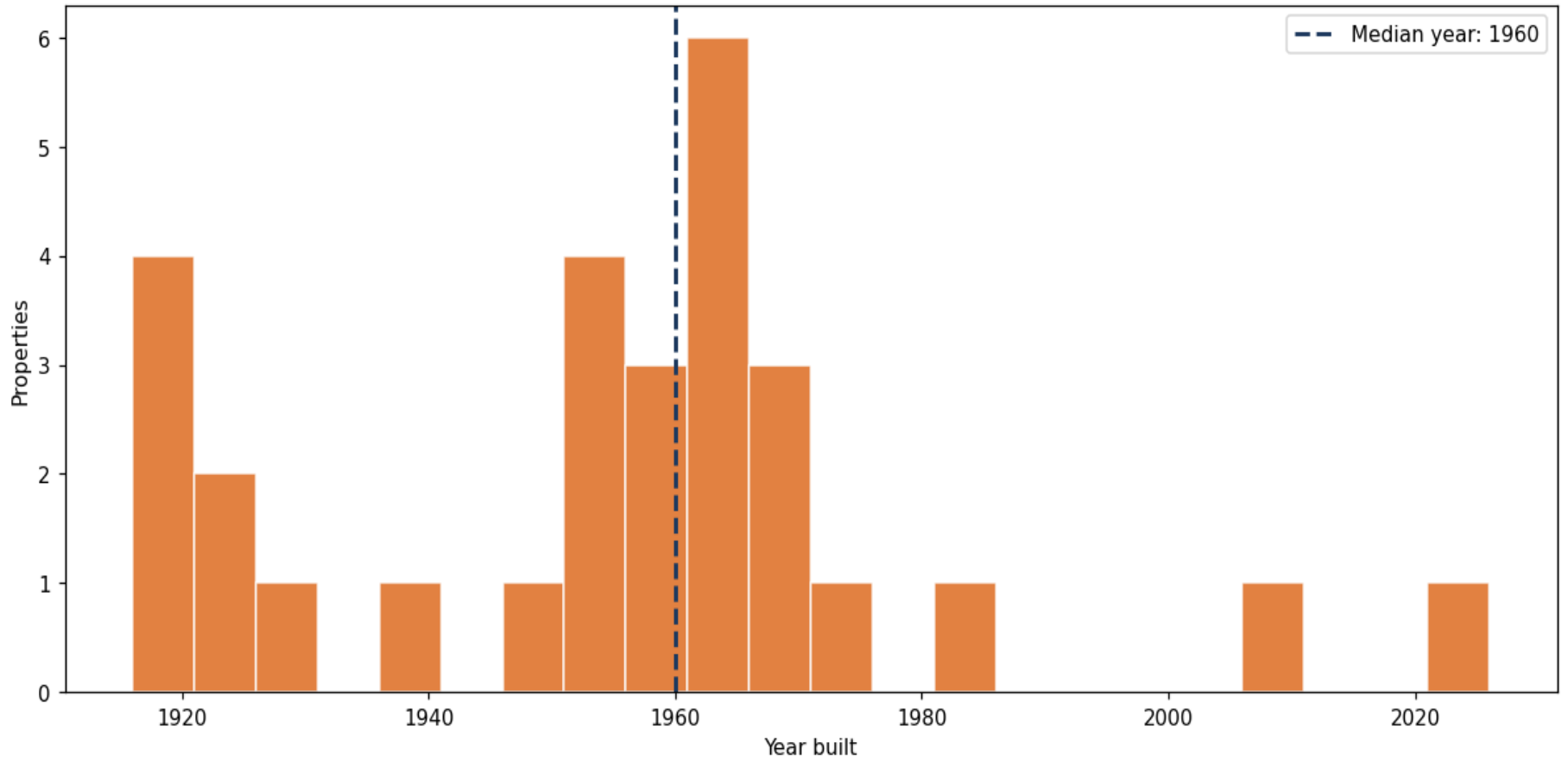
**Building size vs. market value (n=27, outliers trimmed)**



### Top property types by count



**Year built distribution (5-year buckets)**



**Market value vs. assessed value (gap = untaxed appreciation)**

