

Pinellas Property Market Report

16 matching properties • May 31, 2026

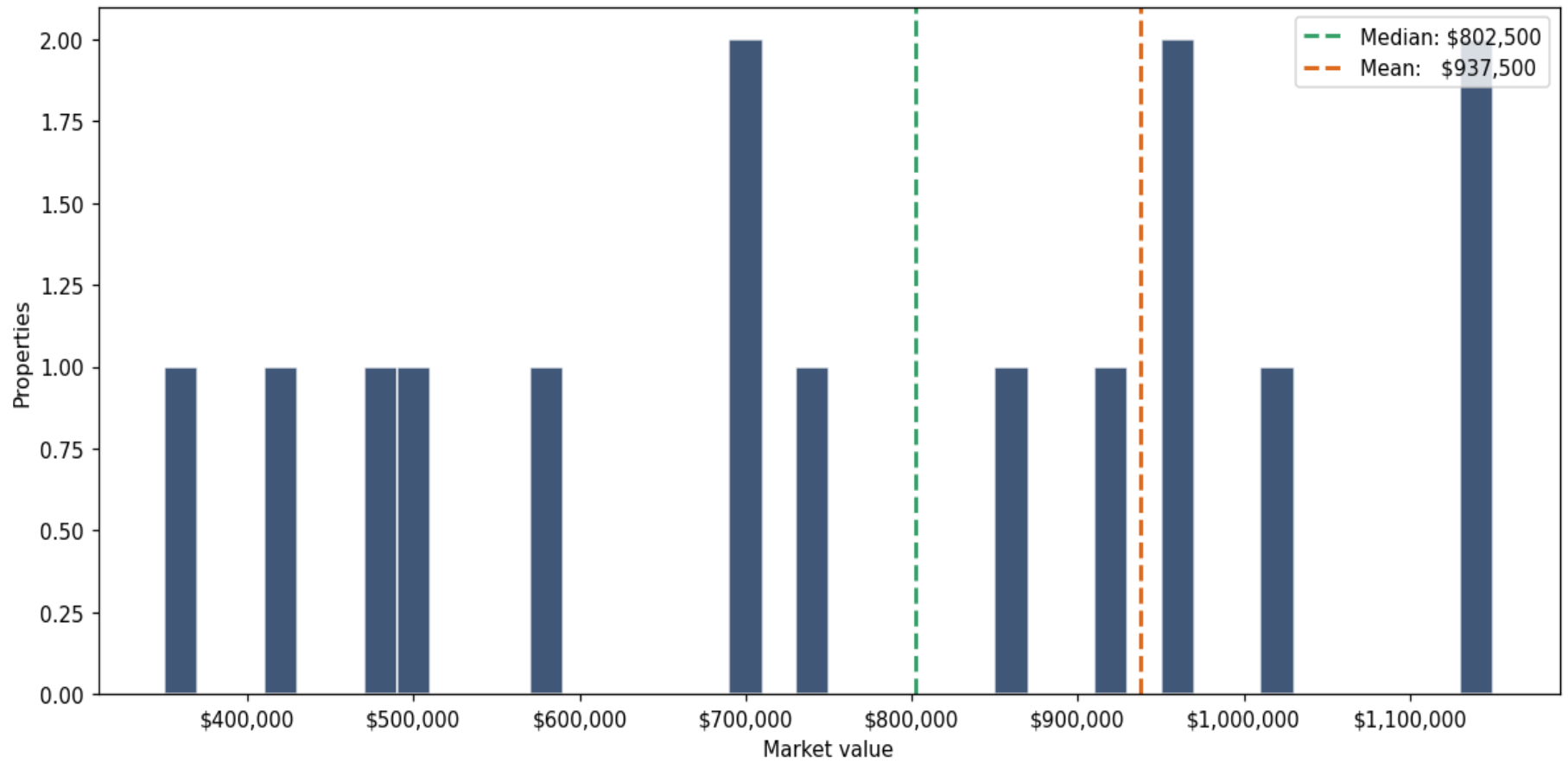
Filters applied	Headline numbers
City: Dunedin	Properties matched: 16
Property type: General Warehouse	Median market value: \$860,000
	Mean market value: \$937,500
	Min / Max: \$350,000 / \$3,575,000
	Mean square footage: 8,942

Top 16 properties by market value

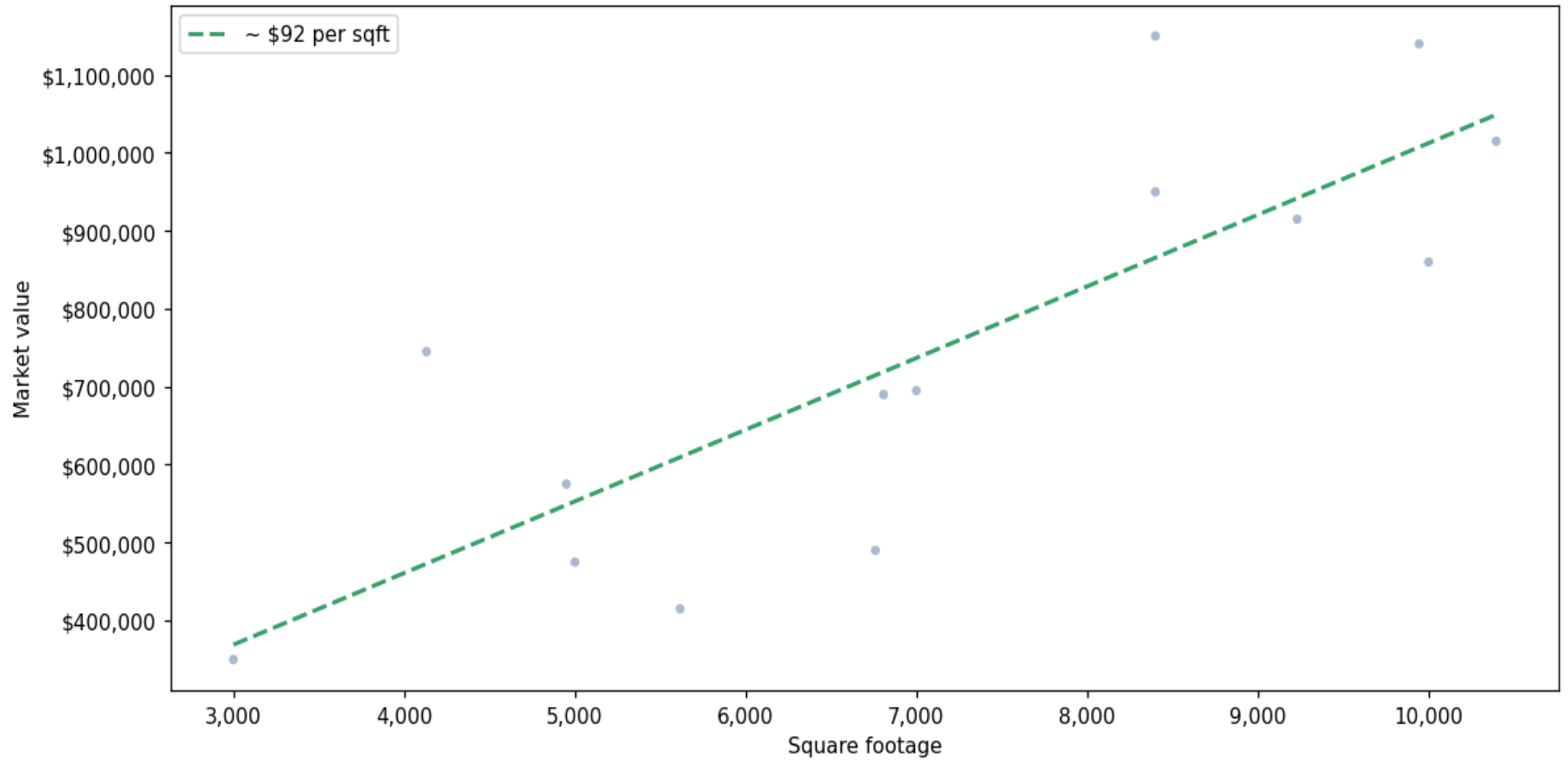
Address	City	Type	Market Value	Sq Ft	Year	Annual Tax
150 DOUGLAS AVE	Dunedin	General Warehouse	\$3,575,000	32,440	1970	\$63,718
655 SAN CHRISTOPHER DR	Dunedin	General Warehouse	\$1,150,000	8,400	2008	\$21,034
564 FREDERICA LN	Dunedin	General Warehouse	\$1,140,000	9,945	1988	\$20,242
998 DOUGLAS AVE	Dunedin	General Warehouse	\$1,015,000	10,396	1947	\$18,746
1367 MARTIN LUTHER KING JR AVE	Dunedin	General Warehouse	\$960,000	11,000	1986	\$18,130
1331 SPALDING RD	Dunedin	General Warehouse	\$950,000	8,400	2022	\$16,898
545 FREDERICA LN	Dunedin	General Warehouse	\$915,000	9,230	2009	\$16,722
1270 SAN CHRISTOPHER DR	Dunedin	General Warehouse	\$860,000	10,000	1974	\$15,754
991 DOUGLAS AVE	Dunedin	General Warehouse	\$745,000	4,131	1925	\$13,201
565 FREDERICA LN	Dunedin	General Warehouse	\$695,000	7,000	2000	\$12,849
555 FREDERICA LN	Dunedin	General Warehouse	\$690,000	6,808	2001	\$12,673
228 DOUGLAS AVE	Dunedin	General Warehouse	\$575,000	4,950	1956	\$10,649
483 PATRICIA AVE	Dunedin	General Warehouse	\$490,000	6,760	1961	\$9,417

Address	City	Type	Market Value	Sq Ft	Year	Annual Tax
1334 SPALDING RD	Dunedin	General Warehouse	\$475,000	5,000	1986	\$9,065
1230 LADY MARION LN	Dunedin	General Warehouse	\$415,000	5,616	1964	\$9,945
1385 LADY MARION LN	Dunedin	General Warehouse	\$350,000	3,000	2020	\$6,425

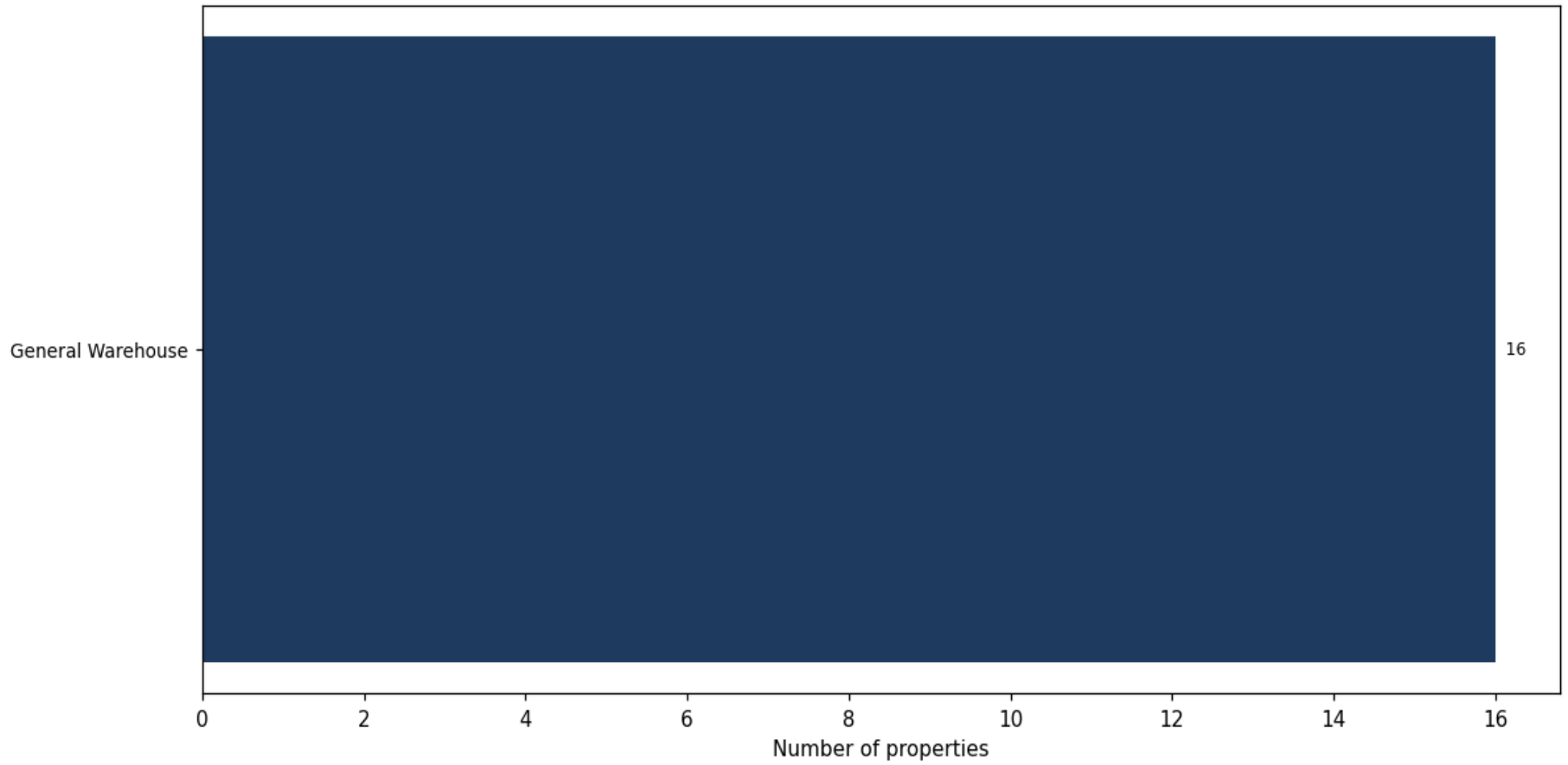
Market value distribution (n=16, top 1% trimmed for readability)



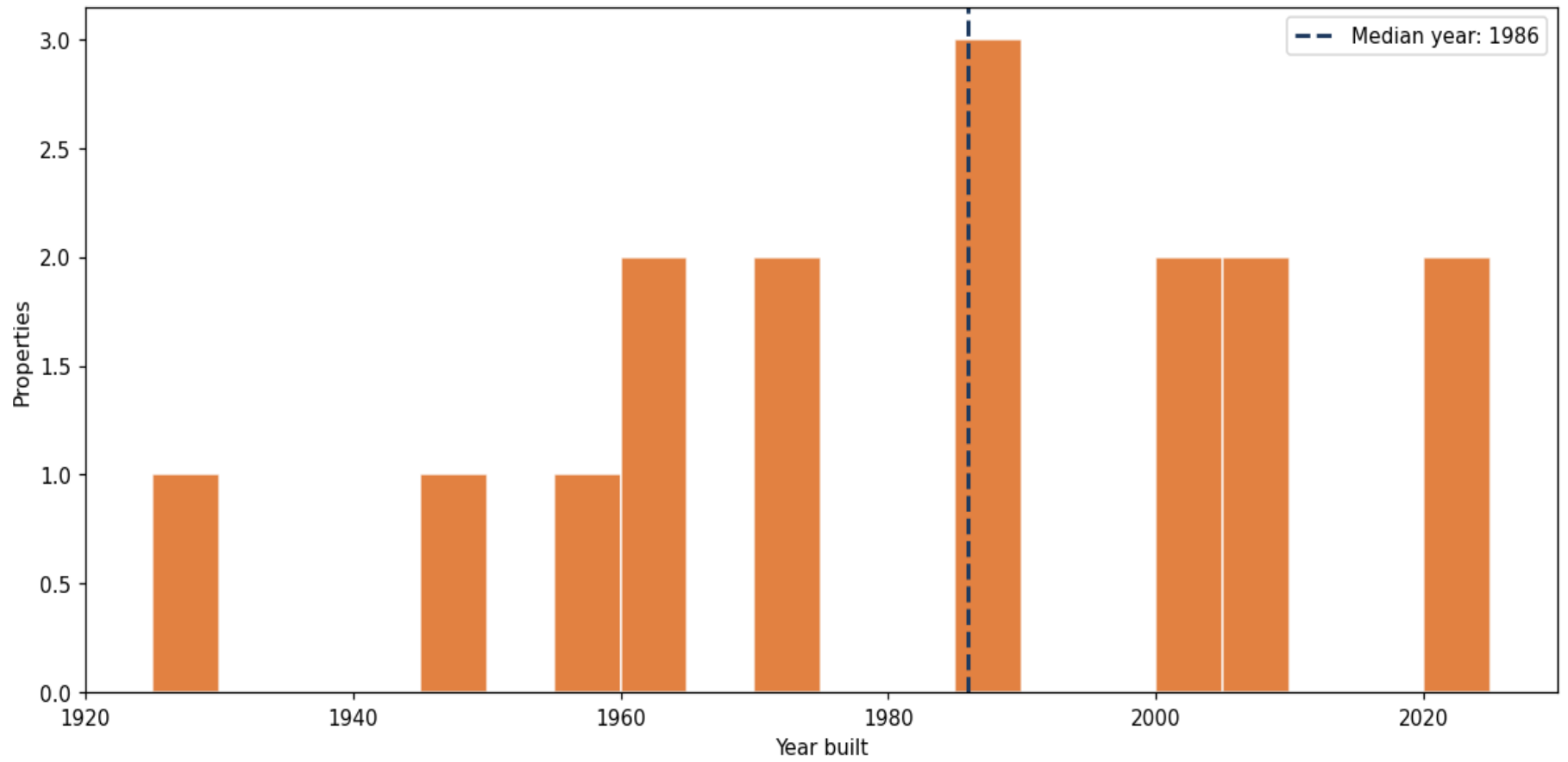
Building size vs. market value (n=14, outliers trimmed)



Top property types by count



Year built distribution (5-year buckets)



Market value vs. assessed value (gap = untaxed appreciation)

