

# Pinellas Property Market Report

59 matching properties • May 30, 2026

Filters applied	Headline numbers
<b>City:</b> Dunedin	<b>Properties matched:</b> 59
<b>Property type:</b> Condo Office (Unit)	<b>Median market value:</b> \$250,000
	<b>Mean market value:</b> \$328,119
	<b>Min / Max:</b> \$130,000 / \$1,315,000
	<b>Mean square footage:</b> 2,015

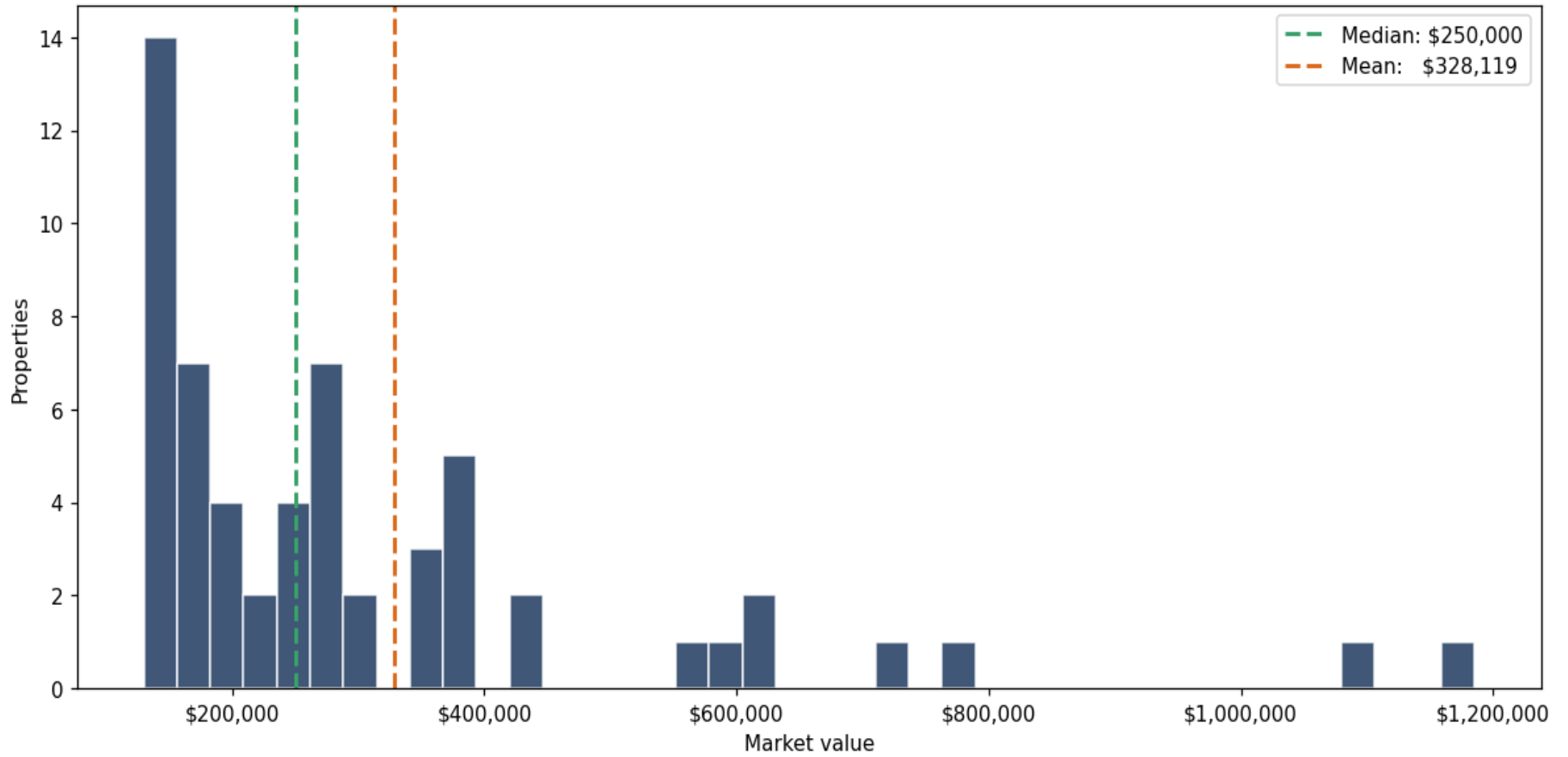
## Top 59 properties by market value

Address	City	Type	Market Value	Sq Ft	Year	Annual Tax
1964 BAYSHORE BLVD	Dunedin	Condo Office (Unit)	\$1,315,000	7,020	1977	\$20,998
1968 BAYSHORE BLVD	Dunedin	Condo Office (Unit)	\$1,185,000	6,420	1977	\$19,204
125 PATRICIA AVE	Dunedin	Condo Office (Unit)	\$1,079,500	7,448	1987	\$17,754
2020 MAIN ST	Dunedin	Condo Office (Unit)	\$778,000	5,967	1984	\$14,171
2323 CURLEW RD # 1A	Dunedin	Condo Office (Unit)	\$713,500	4,282	1986	\$12,151
1952 BAYSHORE BLVD # A-1	Dunedin	Condo Office (Unit)	\$618,500	2,845	1977	\$8,510
1960 BAYSHORE BLVD	Dunedin	Condo Office (Unit)	\$605,000	2,787	1977	\$8,336
1116 BELCHER RD # 1	Dunedin	Condo Office (Unit)	\$584,000	2,745	2000	\$8,392
1022 MAIN ST # A	Dunedin	Condo Office (Unit)	\$574,000	3,858	1986	\$10,062
2030 MAIN ST	Dunedin	Condo Office (Unit)	\$438,500	3,359	1984	\$7,977
1022 MAIN ST # R	Dunedin	Condo Office (Unit)	\$429,000	2,884	1985	\$7,522
1956 BAYSHORE BLVD # B-1	Dunedin	Condo Office (Unit)	\$393,000	1,813	1977	\$5,423
1022 MAIN ST # L	Dunedin	Condo Office (Unit)	\$390,000	2,621	1986	\$6,836

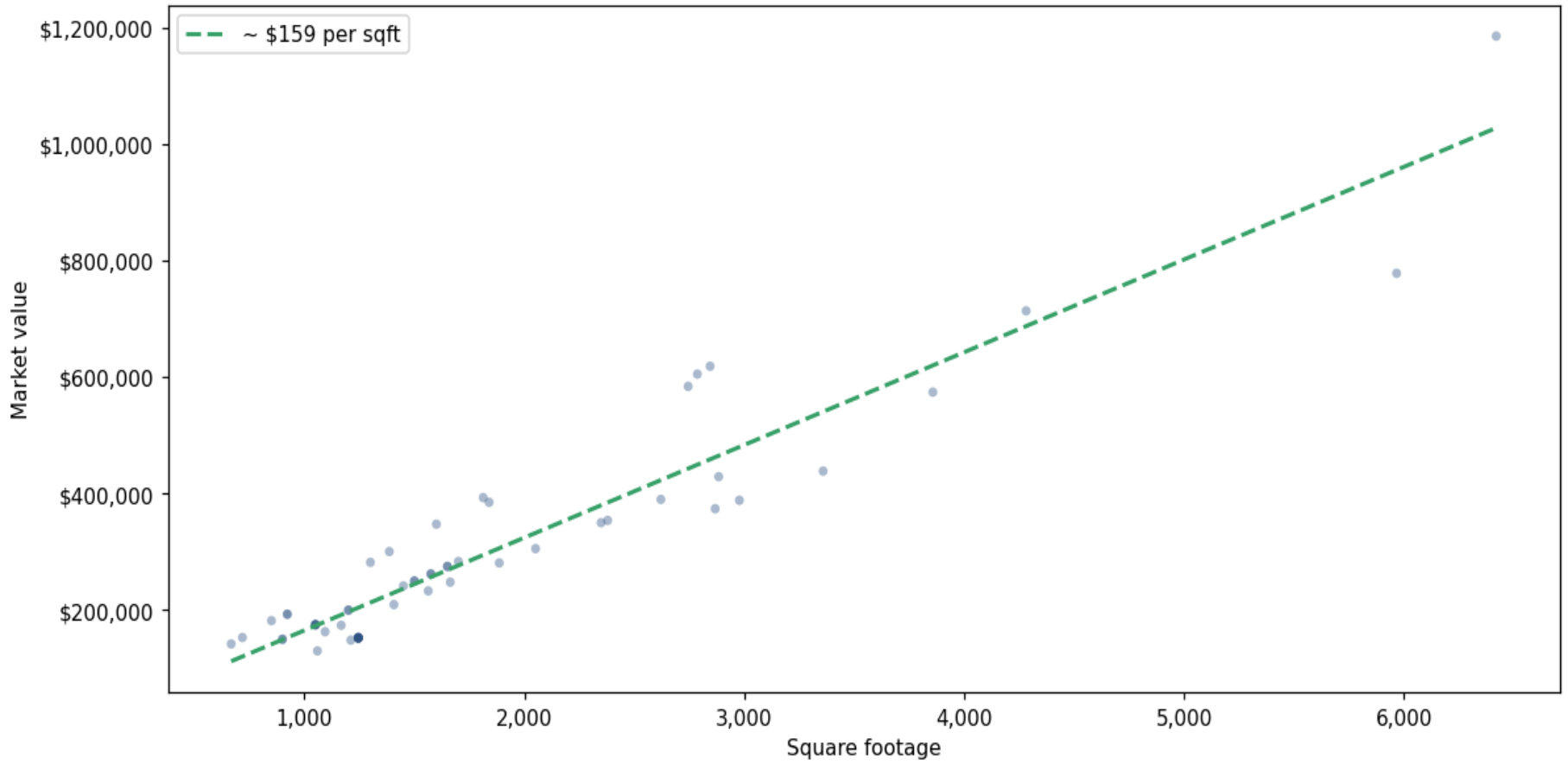
Address	City	Type	Market Value	Sq Ft	Year	Annual Tax
2040 MAIN ST	Dunedin	Condo Office (Unit)	\$388,500	2,978	1984	\$7,072
1164 BELCHER RD # 5	Dunedin	Condo Office (Unit)	\$385,000	1,840	2000	\$5,625
2000 MAIN ST	Dunedin	Condo Office (Unit)	\$374,000	2,868	1984	\$6,811
1022 MAIN ST # J	Dunedin	Condo Office (Unit)	\$354,000	2,379	1985	\$6,205
1022 MAIN ST # M	Dunedin	Condo Office (Unit)	\$350,000	2,349	1986	\$6,127
1972 BAYSHORE BLVD # F1	Dunedin	Condo Office (Unit)	\$347,500	1,600	1977	\$4,786
1022 MAIN ST # D	Dunedin	Condo Office (Unit)	\$305,500	2,051	1986	\$5,349
1972 BAYSHORE BLVD # F2	Dunedin	Condo Office (Unit)	\$300,500	1,386	1977	\$4,146
2323 CURLEW RD # 6E	Dunedin	Condo Office (Unit)	\$283,500	1,700	1987	\$4,824
1956 BAYSHORE BLVD # B-2	Dunedin	Condo Office (Unit)	\$282,000	1,300	1977	\$3,889
1022 MAIN ST # P	Dunedin	Condo Office (Unit)	\$281,000	1,886	1986	\$4,919
2323 CURLEW RD # 6B	Dunedin	Condo Office (Unit)	\$275,000	1,650	1987	\$4,682
2323 CURLEW RD # 6C	Dunedin	Condo Office (Unit)	\$275,000	1,650	1987	\$4,682
2323 CURLEW RD # 7D	Dunedin	Condo Office (Unit)	\$262,000	1,575	1986	\$4,470
2323 CURLEW RD # 7E	Dunedin	Condo Office (Unit)	\$262,000	1,575	1986	\$4,470
2323 CURLEW RD # 2F	Dunedin	Condo Office (Unit)	\$250,000	1,500	1986	\$4,257
2323 CURLEW RD # 2C	Dunedin	Condo Office (Unit)	\$250,000	1,500	1986	\$4,257
1022 MAIN ST # E	Dunedin	Condo Office (Unit)	\$248,000	1,663	1986	\$4,337
2323 CURLEW RD # 6D	Dunedin	Condo Office (Unit)	\$241,500	1,450	1987	\$4,115
1022 MAIN ST # B	Dunedin	Condo Office (Unit)	\$233,000	1,563	1986	\$4,077
1022 MAIN ST # K	Dunedin	Condo Office (Unit)	\$209,500	1,407	1985	\$3,670
2323 CURLEW RD # 2A	Dunedin	Condo Office (Unit)	\$200,000	1,200	1986	\$3,405
2323 CURLEW RD # 2D	Dunedin	Condo Office (Unit)	\$200,000	1,200	1986	\$3,405
434 SKINNER BLVD # 105	Dunedin	Condo Office (Unit)	\$193,000	922	2007	\$2,707
434 SKINNER BLVD # 104	Dunedin	Condo Office (Unit)	\$193,000	922	2007	\$2,707

Address	City	Type	Market Value	Sq Ft	Year	Annual Tax
1140 BELCHER RD # 3	Dunedin	Condo Office (Unit)	\$182,000	850	2000	\$2,599
2323 CURLEW RD # 7C	Dunedin	Condo Office (Unit)	\$175,000	1,050	1986	\$2,980
2323 CURLEW RD # 7A	Dunedin	Condo Office (Unit)	\$175,000	1,050	1986	\$2,980
2323 CURLEW RD # 7B	Dunedin	Condo Office (Unit)	\$175,000	1,050	1986	\$2,980
2323 CURLEW RD # 6A	Dunedin	Condo Office (Unit)	\$175,000	1,050	1987	\$2,980
1022 MAIN ST # Q	Dunedin	Condo Office (Unit)	\$174,000	1,167	1986	\$3,044
1022 MAIN ST # C	Dunedin	Condo Office (Unit)	\$163,000	1,094	1986	\$2,853
1152 BELCHER RD # 4	Dunedin	Condo Office (Unit)	\$153,000	718	2000	\$2,195
1460 BELTREES ST # C	Dunedin	Condo Office (Unit)	\$152,500	1,245	1983	\$2,700
1460 BELTREES ST # E	Dunedin	Condo Office (Unit)	\$152,500	1,245	1983	\$2,700
1460 BELTREES ST # A	Dunedin	Condo Office (Unit)	\$152,500	1,245	1983	\$2,700
1460 BELTREES ST # D	Dunedin	Condo Office (Unit)	\$152,500	1,245	1983	\$2,700
1480 BELTREES ST # G	Dunedin	Condo Office (Unit)	\$152,500	1,245	1983	\$2,700
1480 BELTREES ST # H	Dunedin	Condo Office (Unit)	\$152,500	1,245	1983	\$2,700
1460 BELTREES ST # B	Dunedin	Condo Office (Unit)	\$152,500	1,245	1983	\$2,700
1460 BELTREES ST # F	Dunedin	Condo Office (Unit)	\$152,500	1,245	1983	\$2,700
2323 CURLEW RD # 2E	Dunedin	Condo Office (Unit)	\$150,000	900	1986	\$2,554
2323 CURLEW RD # 2B	Dunedin	Condo Office (Unit)	\$150,000	900	1986	\$2,554
1480 BELTREES ST # I	Dunedin	Condo Office (Unit)	\$148,500	1,211	1983	\$2,626
1128 BELCHER RD # 2	Dunedin	Condo Office (Unit)	\$142,000	667	2000	\$2,039
1480 BELTREES ST # J	Dunedin	Condo Office (Unit)	\$130,000	1,059	1983	\$2,296

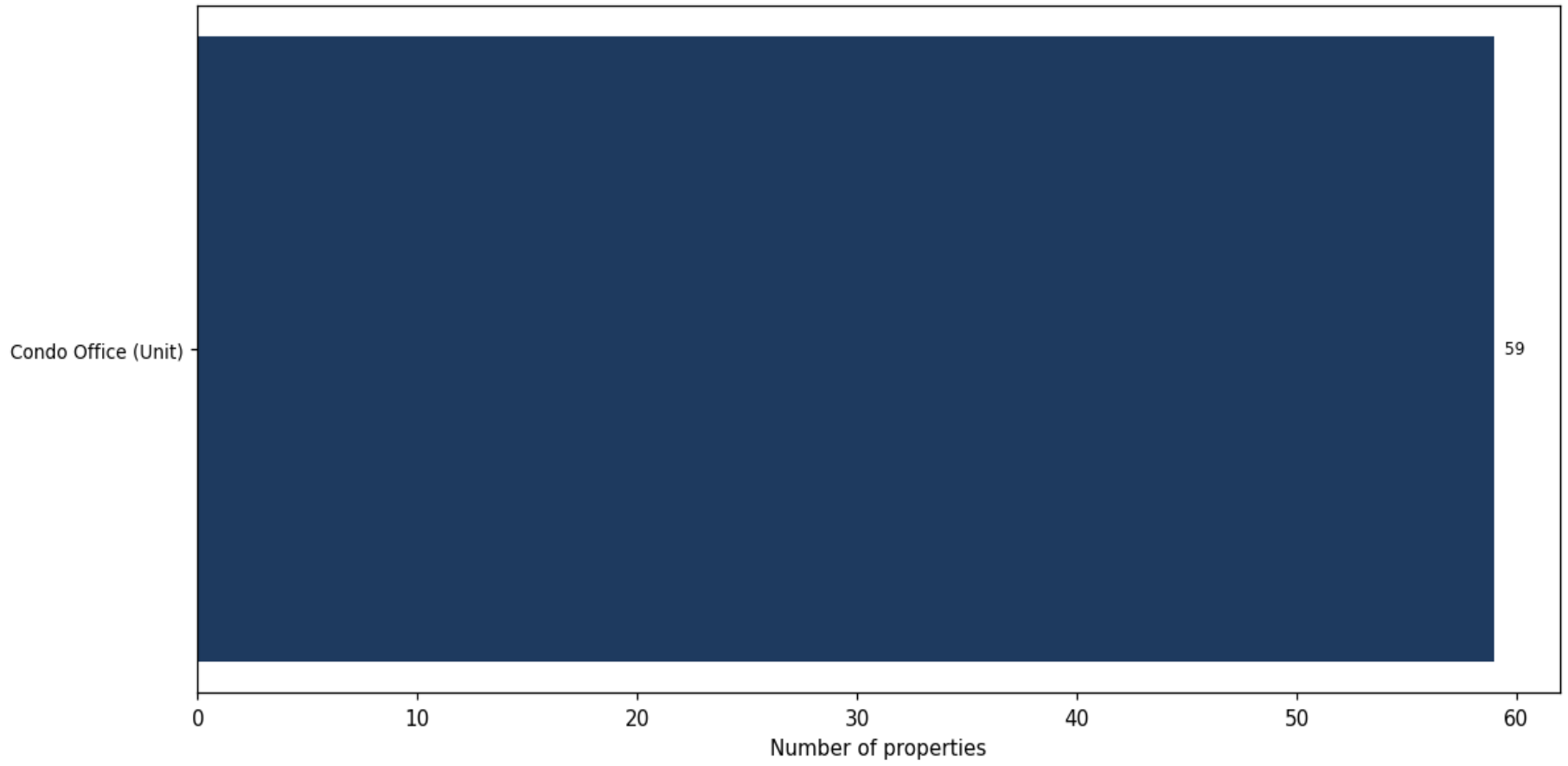
**Market value distribution (n=59, top 1% trimmed for readability)**



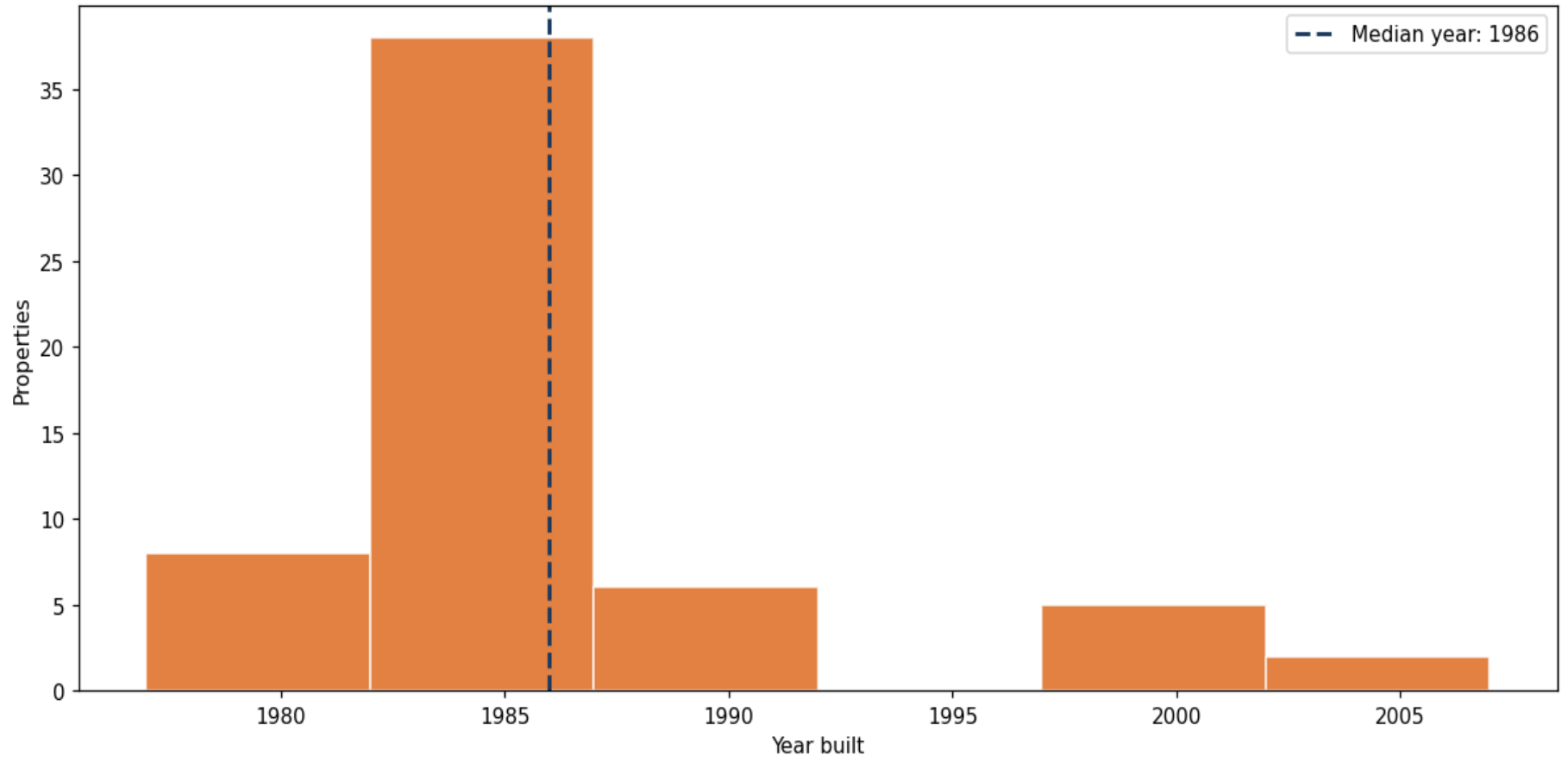
**Building size vs. market value (n=57, outliers trimmed)**



### Top property types by count



**Year built distribution (5-year buckets)**



**Market value vs. assessed value (gap = untaxed appreciation)**

