

# Pinellas Property Market Report

14 matching properties • May 31, 2026

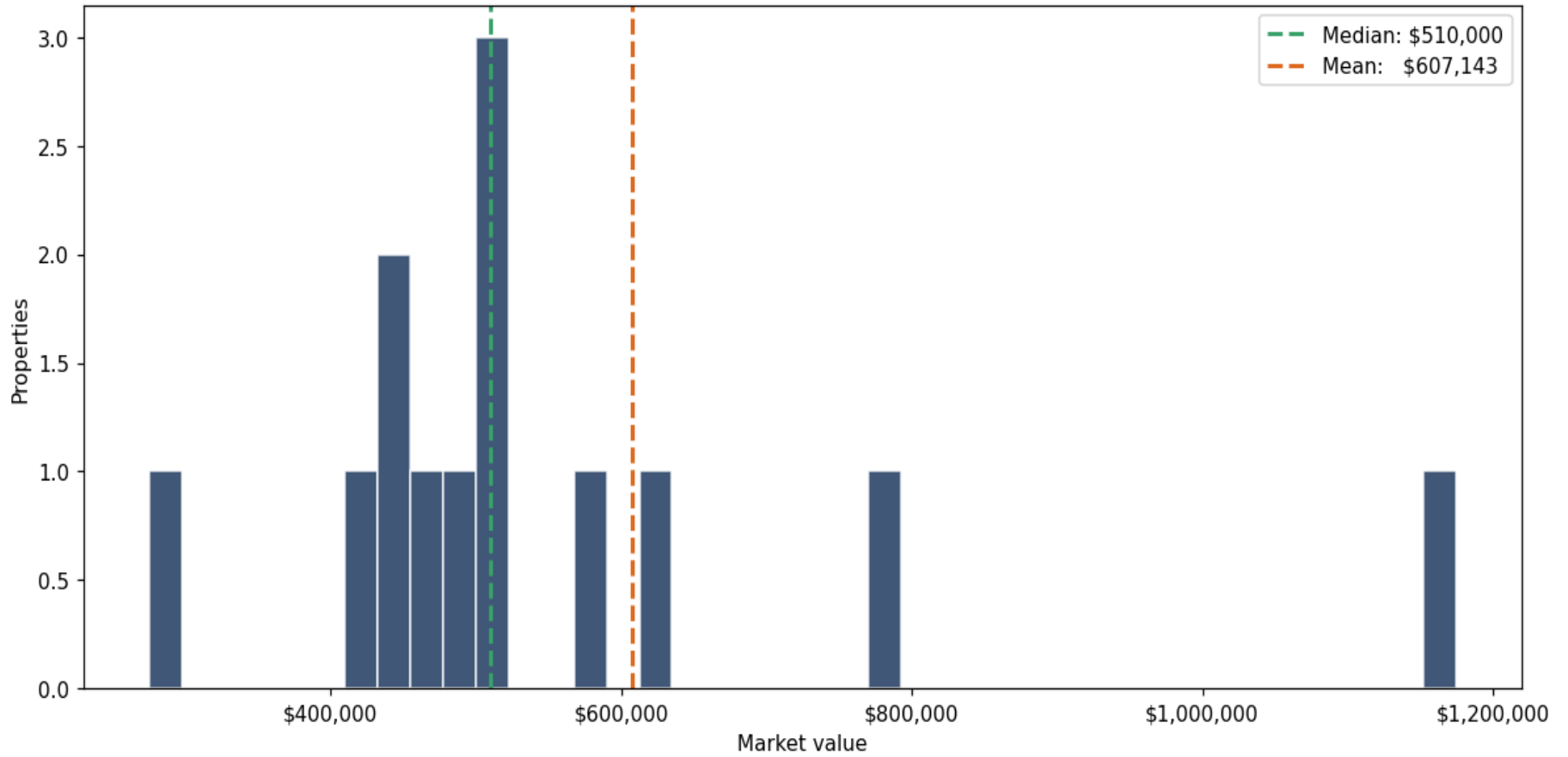
Filters applied	Headline numbers
<b>City:</b> Dunedin	<b>Properties matched:</b> 14
<b>Property type:</b> Bar, With or Without Package Store	<b>Median market value:</b> \$515,000
	<b>Mean market value:</b> \$607,143
	<b>Min / Max:</b> \$275,000 / \$1,290,000
	<b>Mean square footage:</b> 3,385

## Top 14 properties by market value

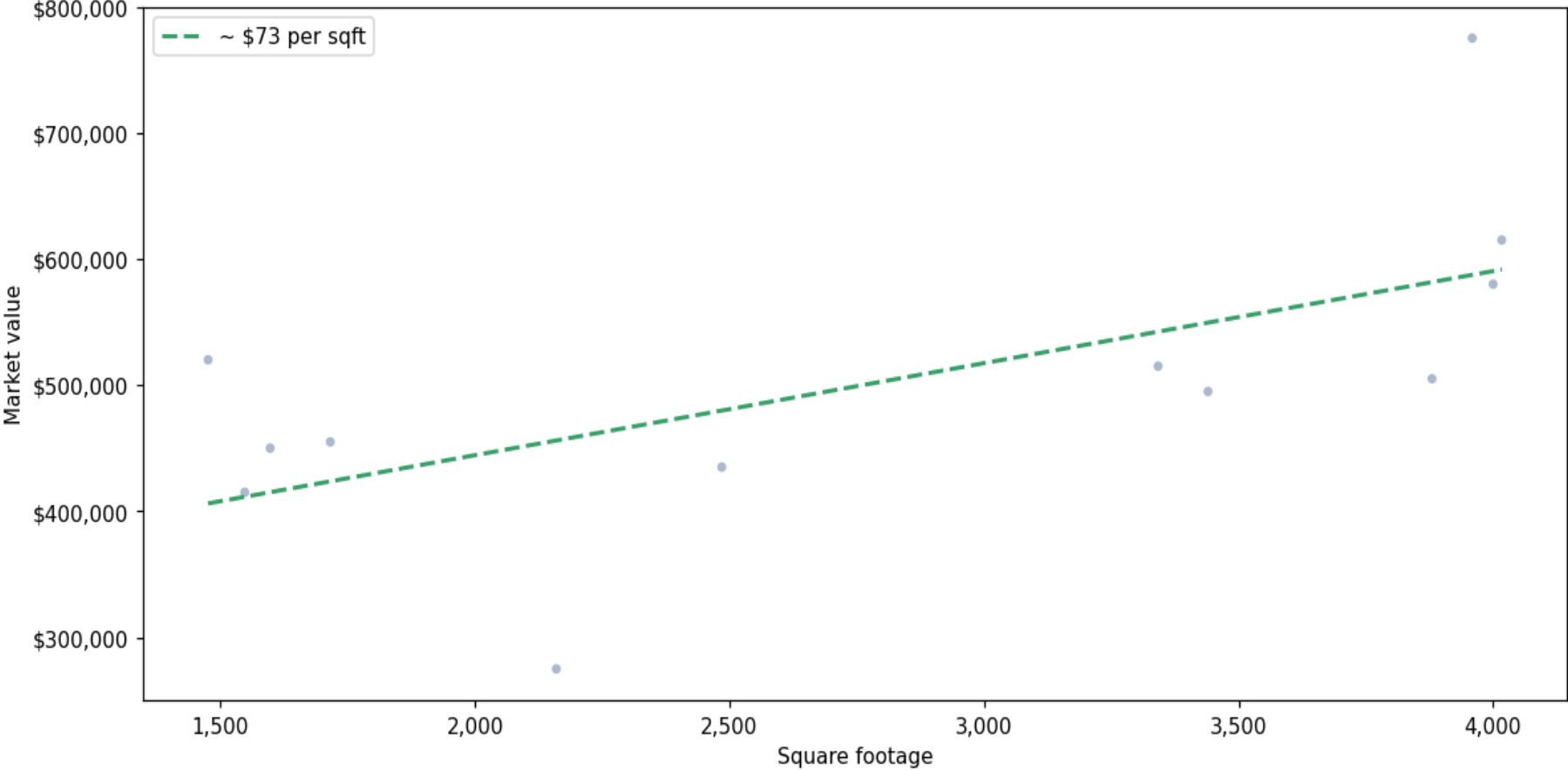
Address	City	Type	Market Value	Sq Ft	Year	Annual Tax
931 HUNTLEY AVE	Dunedin	Bar, With or Without Pac	\$1,290,000	8,414	1984	\$24,642
325 MAIN ST	Dunedin	Bar, With or Without Pac	\$1,175,000	5,358	1915	\$22,794
937 DOUGLAS AVE	Dunedin	Bar, With or Without Pac	\$775,000	3,959	1926	\$14,433
587 MAIN ST	Dunedin	Bar, With or Without Pac	\$615,000	4,017	1957	\$11,089
1001 DOUGLAS AVE	Dunedin	Bar, With or Without Pac	\$580,000	4,000	1973	\$11,001
321 MAIN ST	Dunedin	Bar, With or Without Pac	\$520,000	1,476	2002	\$9,417
985 DOUGLAS AVE	Dunedin	Bar, With or Without Pac	\$515,000	3,342	1947	\$10,297
933 HUNTLEY AVE	Dunedin	Bar, With or Without Pac	\$505,000	3,880	1974	\$9,417
929 BROADWAY	Dunedin	Bar, With or Without Pac	\$495,000	3,440	1958	\$9,857
371 MAIN ST	Dunedin	Bar, With or Without Pac	\$455,000	1,716	1925	\$8,009
935 DOUGLAS AVE	Dunedin	Bar, With or Without Pac	\$450,000	1,598	1997	\$7,921
1260 MAIN ST	Dunedin	Bar, With or Without Pac	\$435,000	2,485	1957	\$8,009
520 DOUGLAS AVE	Dunedin	Bar, With or Without Pac	\$415,000	1,548	1962	\$7,833

Address	City	Type	Market Value	Sq Ft	Year	Annual Tax
608 UNION ST	Dunedin	Bar, With or Without Pac	\$275,000	2,160	1965	\$5,281

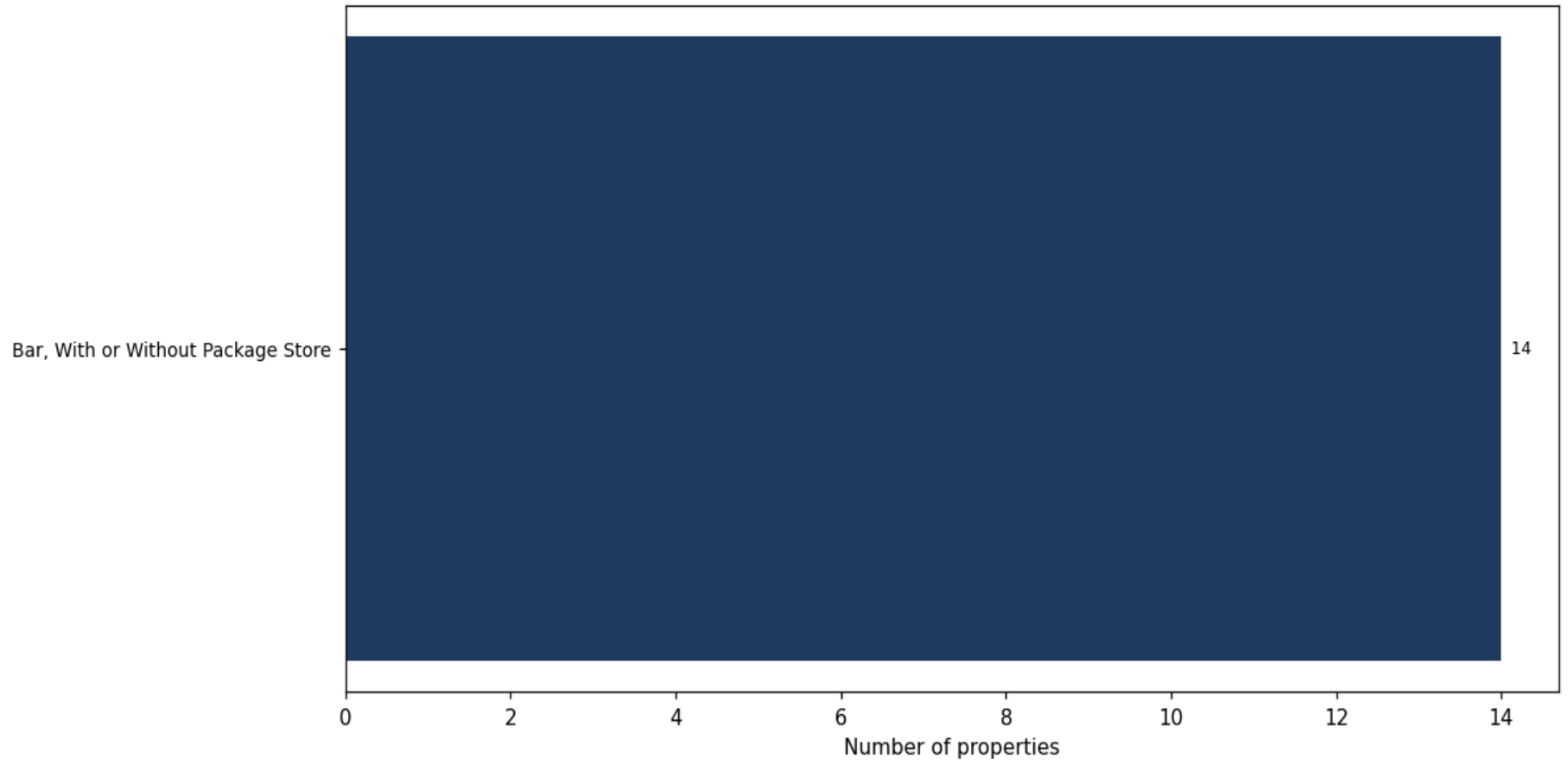
**Market value distribution (n=14, top 1% trimmed for readability)**



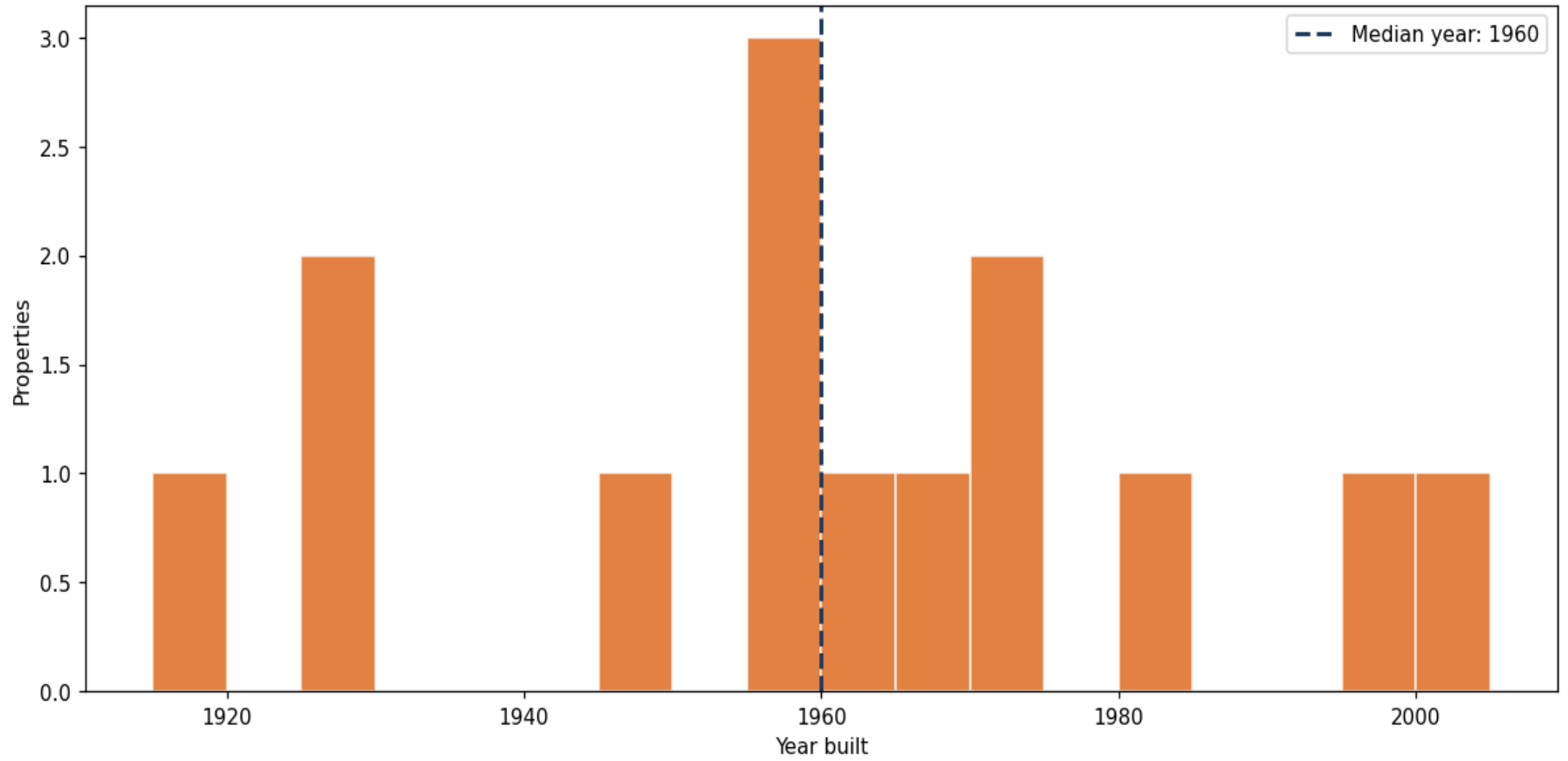
**Building size vs. market value (n=12, outliers trimmed)**



### Top property types by count



**Year built distribution (5-year buckets)**



**Market value vs. assessed value (gap = untaxed appreciation)**

