

Pinellas Property Market Report

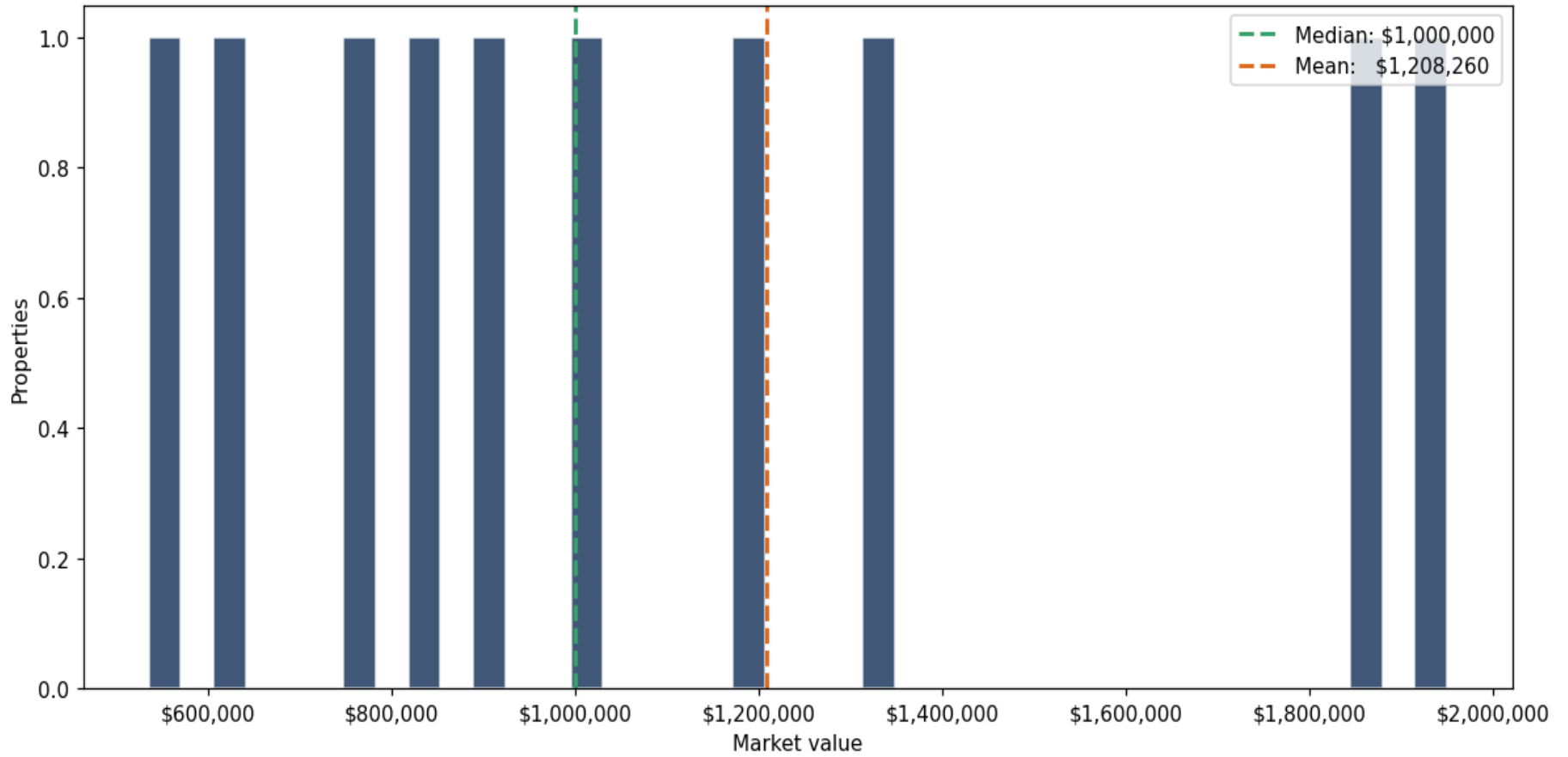
11 matching properties • May 30, 2026

Filters applied	Headline numbers
City: Dunedin	Properties matched: 11
Property type: Apartments (10 - 49 units)	Median market value: \$1,000,000
	Mean market value: \$1,208,260
	Min / Max: \$535,000 / \$2,325,000
	Mean square footage: 10,283

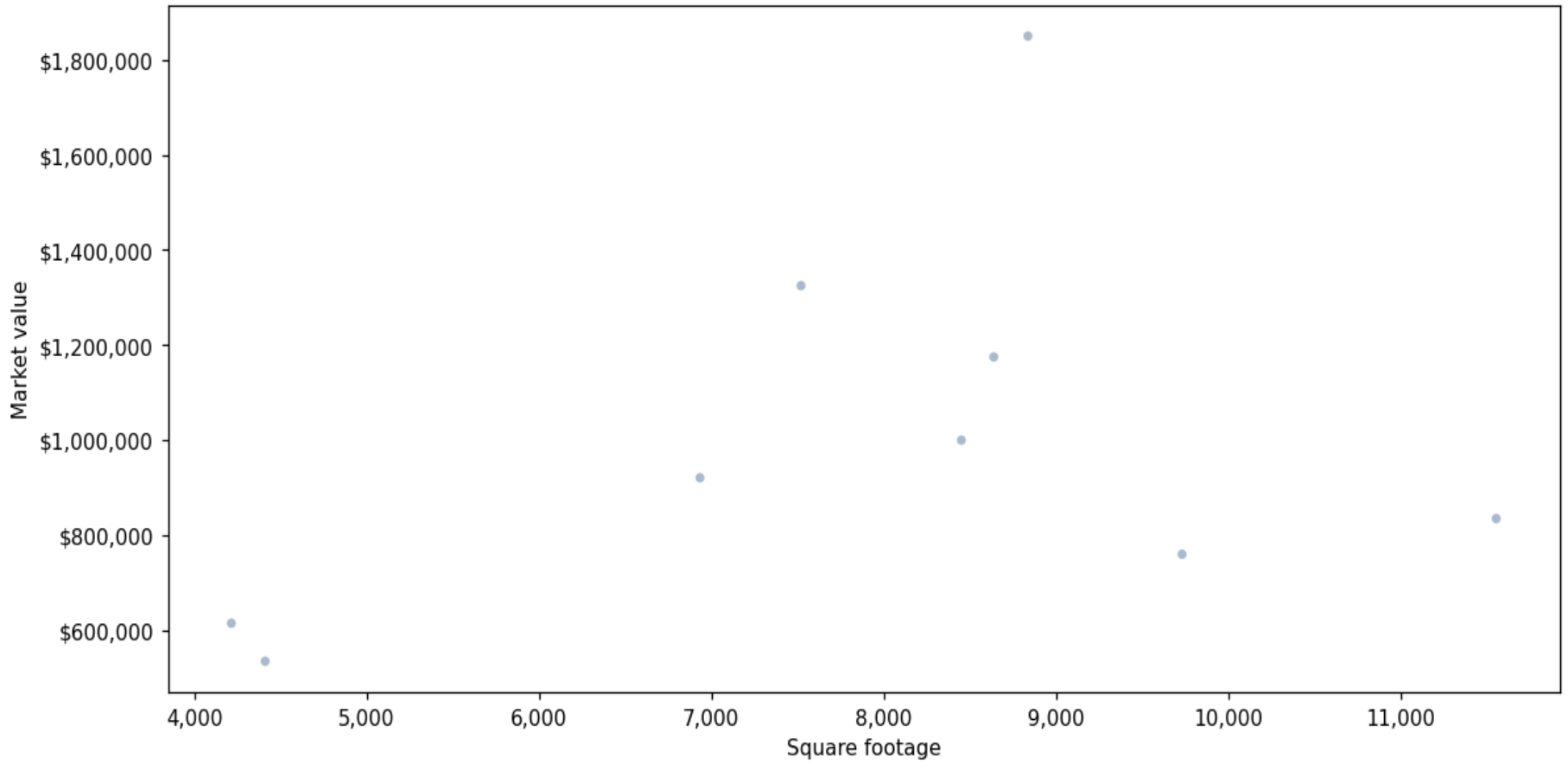
Top 11 properties by market value

Address	City	Type	Market Value	Sq Ft	Year	Annual Tax
950 BELTREES ST	Dunedin	Apartments (10 - 49 unit)	\$2,325,000	24,943	1989	\$44,884
3025 PARK LN	Dunedin	Apartments (10 - 49 unit)	\$1,950,000	17,881	1973	\$34,478
885 BELTREES ST	Dunedin	Apartments (10 - 49 unit)	\$1,850,000	8,836	1967	\$32,563
487 S PAULA DR	Dunedin	Apartments (10 - 49 unit)	\$1,325,000	7,520	1965	\$23,762
539 NEW YORK AVE	Dunedin	Apartments (10 - 49 unit)	\$1,175,000	8,638	1968	\$22,002
313 WOODETTE DR	Dunedin	Apartments (10 - 49 unit)	\$1,000,000	8,450	1968	\$18,482
680 SAN CHRISTOPHER DR	Dunedin	Apartments (10 - 49 unit)	\$920,861	6,934	1985	\$14,834
1125 BASS BLVD	Dunedin	Apartments (10 - 49 unit)	\$835,000	11,552	1992	\$15,666
705 JAMES ST	Dunedin	Apartments (10 - 49 unit)	\$760,000	9,730	1974	\$14,961
326 W HONEY ST	Dunedin	Apartments (10 - 49 unit)	\$615,000	4,216	1918	\$10,913
3040 PARK LN	Dunedin	Apartments (10 - 49 unit)	\$535,000	4,412	1973	\$9,533

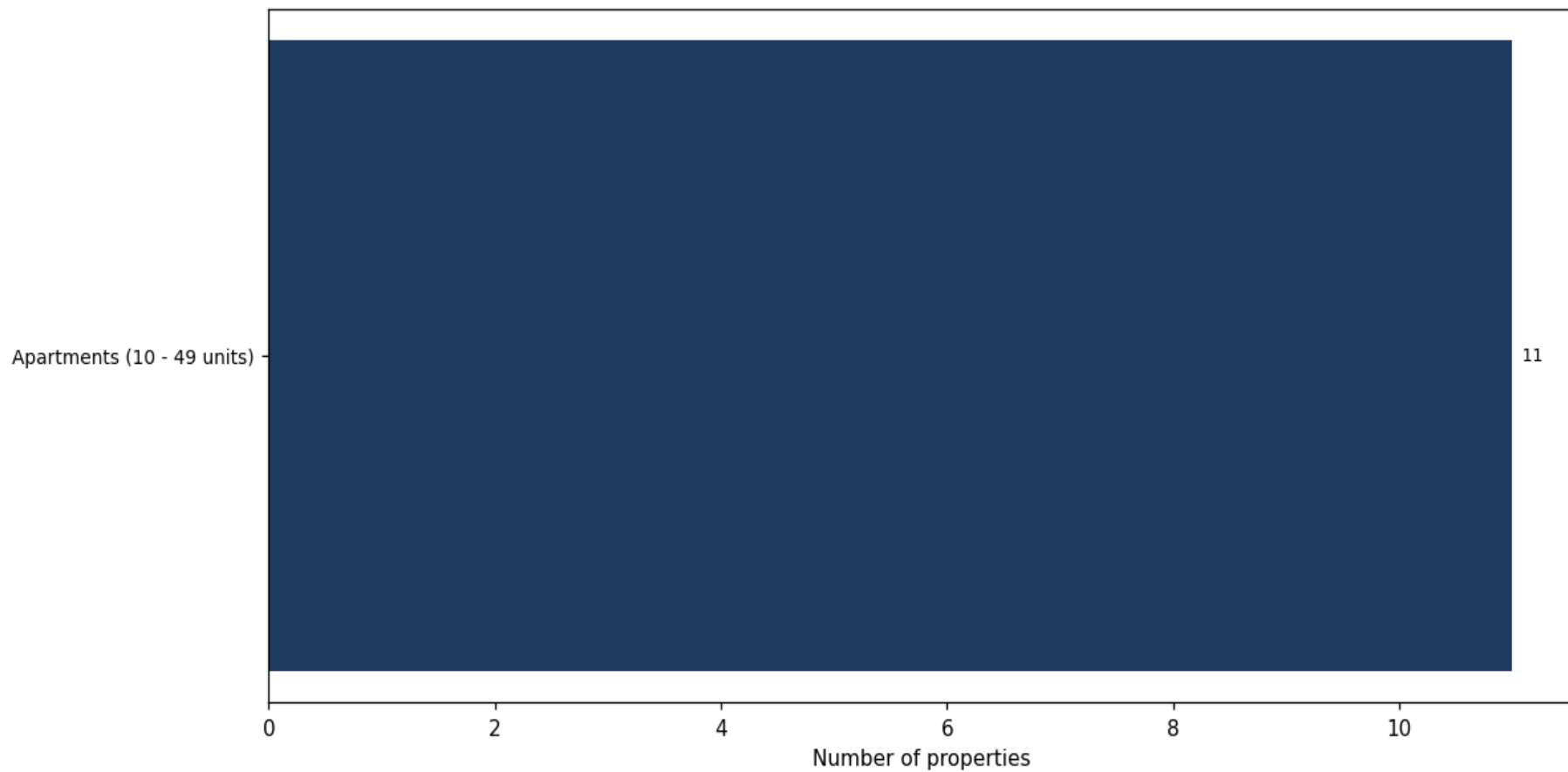
Market value distribution (n=11, top 1% trimmed for readability)



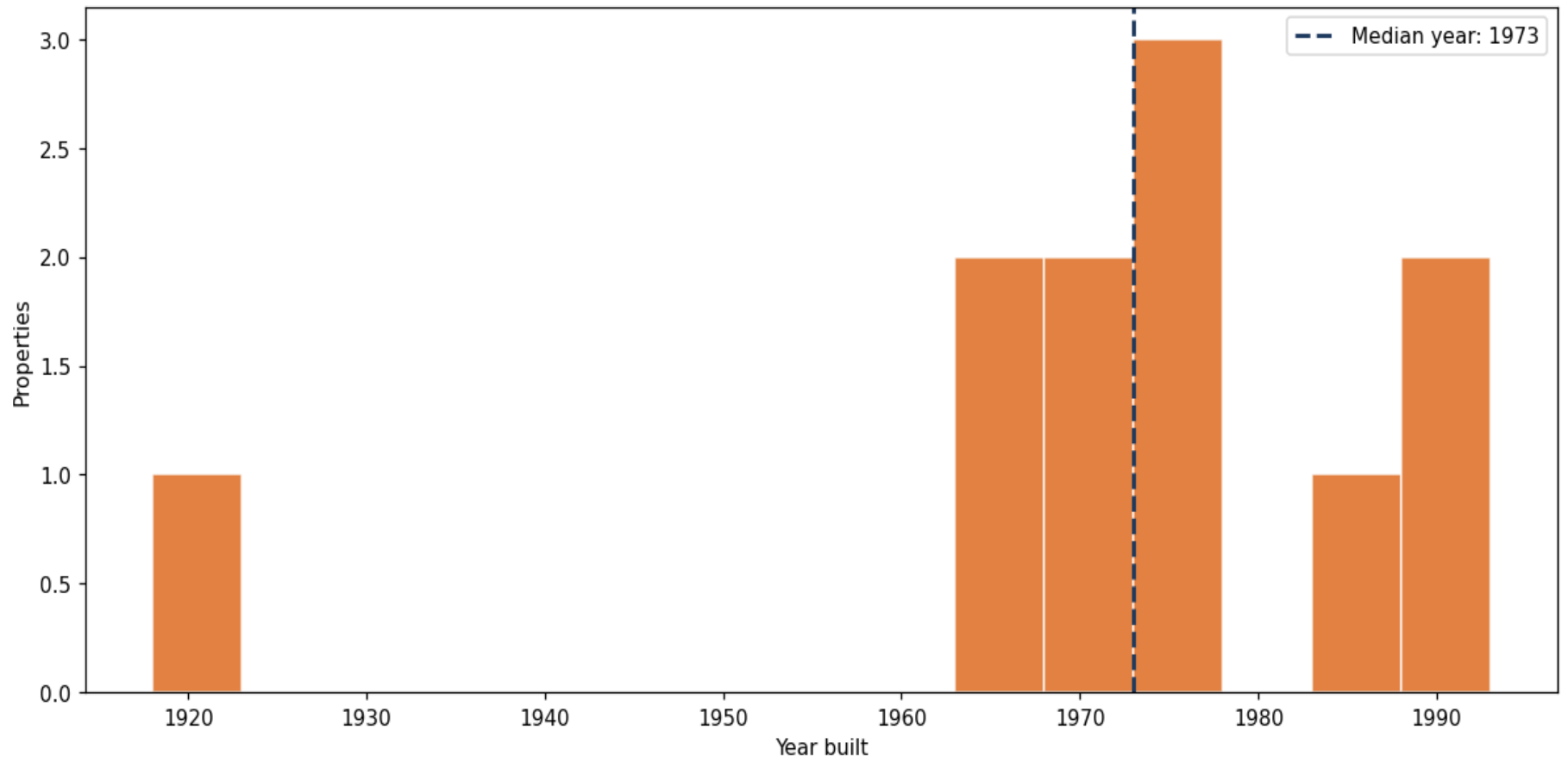
Building size vs. market value (n=9, outliers trimmed)



Top property types by count



Year built distribution (5-year buckets)



Market value vs. assessed value (gap = untaxed appreciation)

