

Pinellas Property Market Report

101 matching properties • May 30, 2026

Filters applied	Headline numbers
City: Clearwater	Properties matched: 101
Property type: Vacant Residential Land w/XFSB	Median market value: \$857,724
	Mean market value: \$1,340,361
	Min / Max: \$28,704 / \$20,791,713
	Mean square footage: 5,373

Top 101 properties by market value

Address	City	Type	Market Value	Sq Ft	Year	Annual Tax
1176 MANDALAY PT	Clearwater	Vacant Residential Land	\$20,791,713			\$380,021
1140 MANDALAY PT	Clearwater	Vacant Residential Land	\$14,873,210			\$271,847
1150 MANDALAY PT	Clearwater	Vacant Residential Land	\$12,010,385			\$219,520
1086 ELDORADO AVE	Clearwater	Vacant Residential Land	\$5,559,228	5,373	2025	\$177,486
ELDORADO AVE	Clearwater	Vacant Residential Land	\$3,604,299			\$66,438
ELDORADO AVE	Clearwater	Vacant Residential Land	\$3,476,323			\$64,083
1104 DRUID RD S	Clearwater	Vacant Residential Land	\$2,617,248			\$44,435
1100 DRUID RD S	Clearwater	Vacant Residential Land	\$2,494,574			\$42,354
256 BAYSIDE DR	Clearwater	Vacant Residential Land	\$2,268,410			\$38,651
909 BAY ESPLANADE	Clearwater	Vacant Residential Land	\$2,150,156			\$39,813
981 BAY ESPLANADE	Clearwater	Vacant Residential Land	\$2,114,325			\$45,790
361 WINDWARD PSGE	Clearwater	Vacant Residential Land	\$1,927,248			\$29,399
2265 N MCMULLEN BOOTH RD	Clearwater	Vacant Residential Land	\$1,731,622			\$19,762

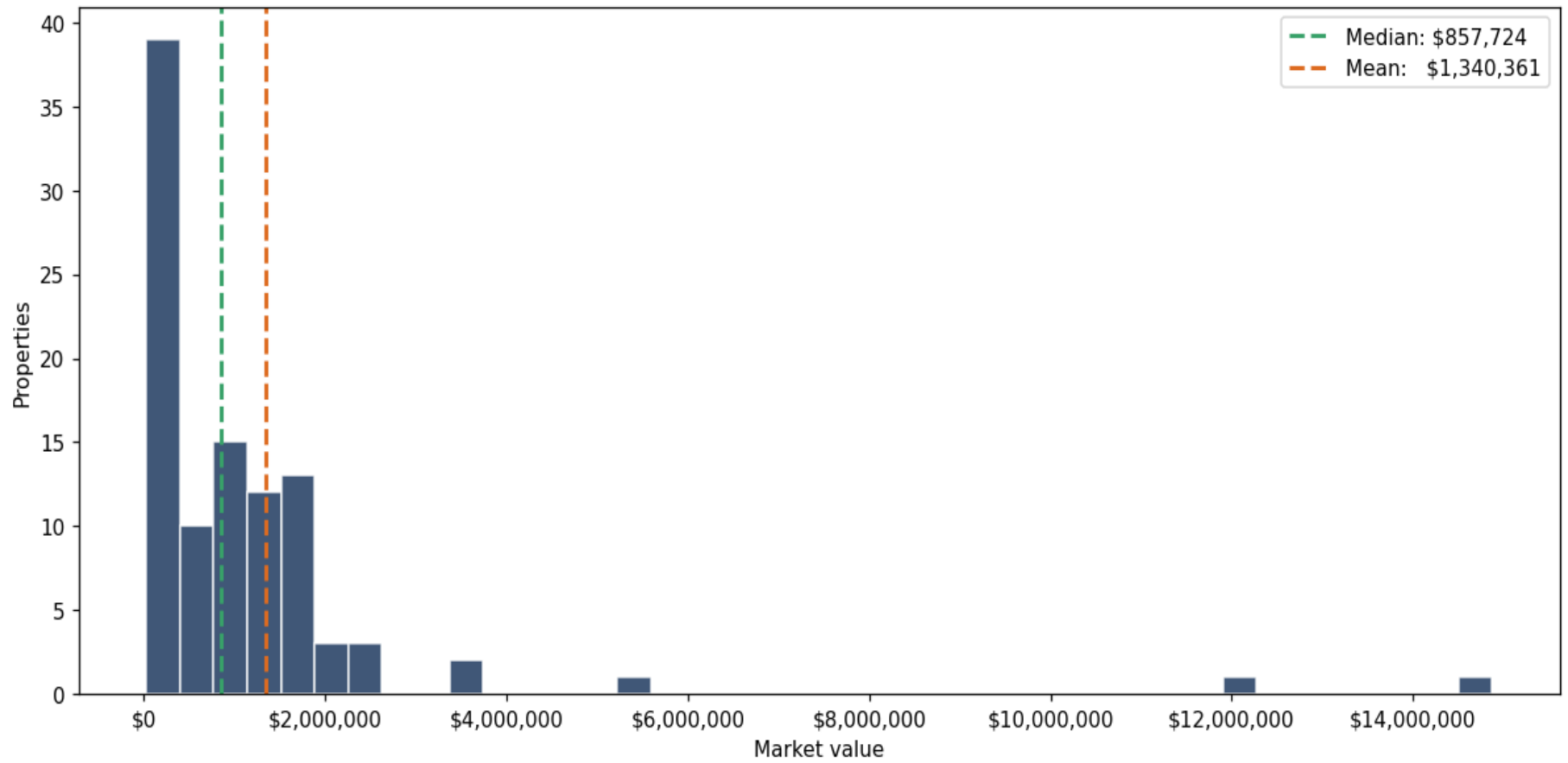
Address	City	Type	Market Value	Sq Ft	Year	Annual Tax
141 DEVON DR	Clearwater	Vacant Residential Land	\$1,697,930			\$27,282
933 BAY ESPLANADE	Clearwater	Vacant Residential Land	\$1,669,058			\$28,080
152 DEVON DR	Clearwater	Vacant Residential Land	\$1,658,344			\$27,148
925 BAY ESPLANADE	Clearwater	Vacant Residential Land	\$1,638,449			\$30,645
165 DEVON DR	Clearwater	Vacant Residential Land	\$1,598,973			\$29,601
819 HARBOR IS	Clearwater	Vacant Residential Land	\$1,572,890			\$24,894
1039 BAY ESPLANADE	Clearwater	Vacant Residential Land	\$1,560,966			\$28,802
839 BAY ESPLANADE	Clearwater	Vacant Residential Land	\$1,548,801			\$28,478
133 BAYSIDE DR	Clearwater	Vacant Residential Land	\$1,537,115			\$26,528
171 BAYSIDE DR	Clearwater	Vacant Residential Land	\$1,535,260			\$28,421
769 HARBOR IS	Clearwater	Vacant Residential Land	\$1,529,915			\$24,872
154 BAYSIDE DR	Clearwater	Vacant Residential Land	\$1,516,021			\$25,086
443 MIDWAY IS	Clearwater	Vacant Residential Land	\$1,489,167			\$30,442
181 BAYSIDE DR	Clearwater	Vacant Residential Land	\$1,477,014			\$25,955
1 WINDWARD IS	Clearwater	Vacant Residential Land	\$1,352,487			\$30,898
DEVON DR	Clearwater	Vacant Residential Land	\$1,329,884			\$24,618
480 PALM IS NE	Clearwater	Vacant Residential Land	\$1,306,916			\$29,837
1035 BAY ESPLANADE	Clearwater	Vacant Residential Land	\$1,301,309			\$26,368
715 BAY ESPLANADE	Clearwater	Vacant Residential Land	\$1,280,454			\$23,623
73 WINDWARD IS	Clearwater	Vacant Residential Land	\$1,272,859			\$24,037
219 WINDWARD IS	Clearwater	Vacant Residential Land	\$1,263,411			\$25,040
2 WINDWARD IS	Clearwater	Vacant Residential Land	\$1,255,708			\$31,013
410 JASMINE WAY	Clearwater	Vacant Residential Land	\$1,241,972			\$20,816
225 WINDWARD IS	Clearwater	Vacant Residential Land	\$1,209,210			\$24,070
525 ISLAND WAY	Clearwater	Vacant Residential Land	\$1,140,904			\$21,712

Address	City	Type	Market Value	Sq Ft	Year	Annual Tax
873 HARBOR IS	Clearwater	Vacant Residential Land	\$1,122,527			\$25,627
515 WINDWARD PSGE	Clearwater	Vacant Residential Land	\$1,096,735			\$18,591
751 HARBOR IS	Clearwater	Vacant Residential Land	\$1,086,142			\$24,814
89 WINDWARD IS	Clearwater	Vacant Residential Land	\$1,052,259			\$24,099
112 WINDWARD IS	Clearwater	Vacant Residential Land	\$1,044,654			\$17,595
55 MIDWAY IS	Clearwater	Vacant Residential Land	\$1,020,888			\$16,865
31 LEEWARD IS	Clearwater	Vacant Residential Land	\$1,013,510			\$16,652
26 LEEWARD IS	Clearwater	Vacant Residential Land	\$984,570			\$16,421
872 ISLAND WAY	Clearwater	Vacant Residential Land	\$972,367			\$18,507
331 LEEWARD IS	Clearwater	Vacant Residential Land	\$971,916			\$16,653
1830 VENETIAN POINT DR	Clearwater	Vacant Residential Land	\$959,357			\$17,603
1838 VENETIAN POINT DR	Clearwater	Vacant Residential Land	\$868,694			\$14,105
306 MIDWAY IS	Clearwater	Vacant Residential Land	\$857,724			\$16,324
336 MIDWAY IS	Clearwater	Vacant Residential Land	\$855,317			\$16,277
964 MANDALAY AVE	Clearwater	Vacant Residential Land	\$608,011			\$8,737
1970 SOULE RD	Clearwater	Vacant Residential Land	\$583,300			\$14,223
969 BRUCE AVE	Clearwater	Vacant Residential Land	\$557,347			\$8,526
861 LANTANA AVE	Clearwater	Vacant Residential Land	\$553,744			\$8,402
851 LANTANA AVE	Clearwater	Vacant Residential Land	\$543,804			\$8,650
854 LANTANA AVE	Clearwater	Vacant Residential Land	\$516,286			\$8,418
1736 WINCHESTER RD	Clearwater	Vacant Residential Land	\$510,970			\$9,741
2998 LAKE VISTA DR	Clearwater	Vacant Residential Land	\$496,900			\$12,036
1796 OVERBROOK AVE	Clearwater	Vacant Residential Land	\$495,807			\$9,709
932 BRUCE AVE	Clearwater	Vacant Residential Land	\$460,127			\$8,473
2260 BELLEAIR RD	Clearwater	Vacant Residential Land	\$336,276			\$6,865

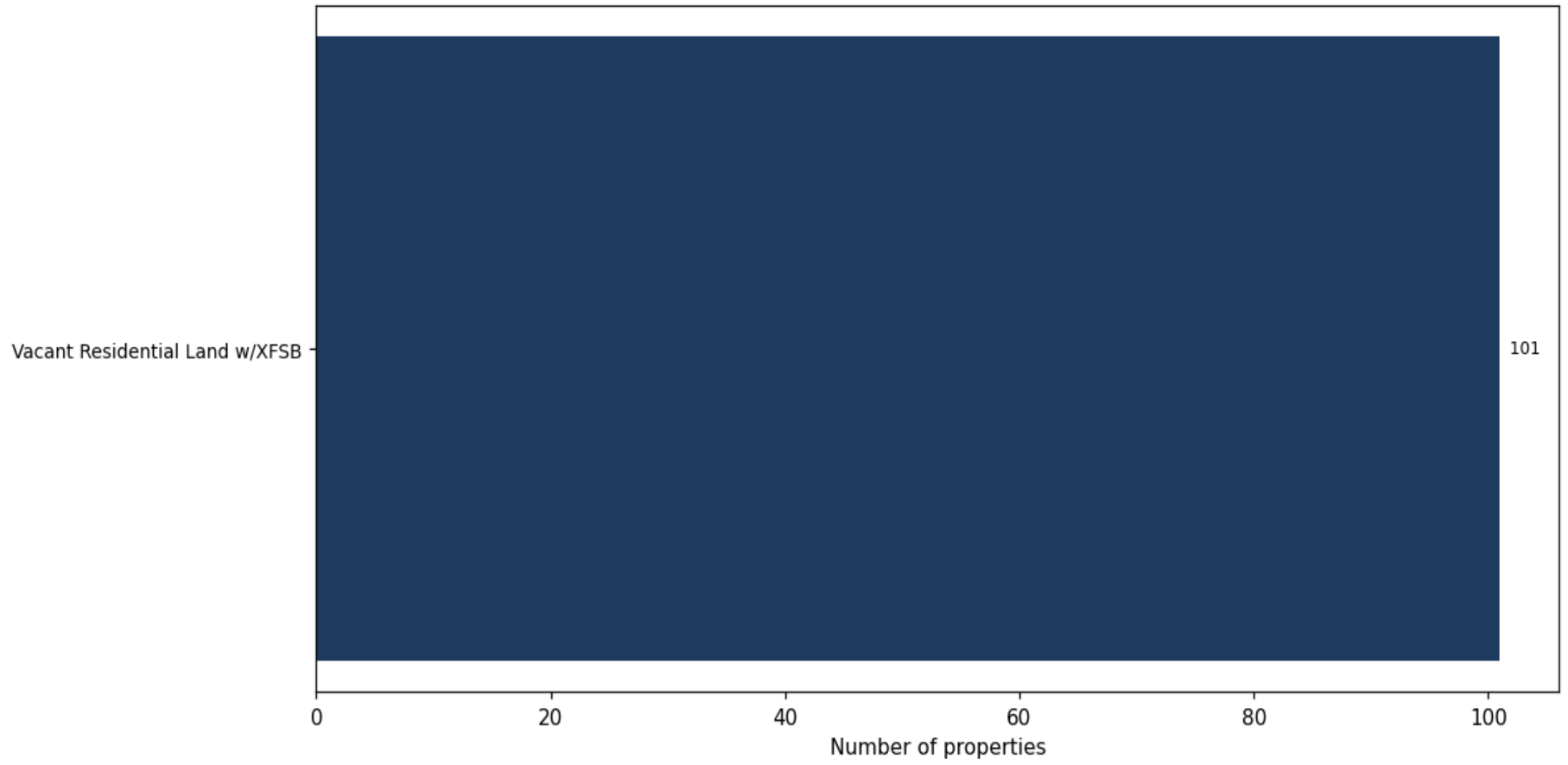
Address	City	Type	Market Value	Sq Ft	Year	Annual Tax
BELLEAIR RD	Clearwater	Vacant Residential Land	\$293,382			\$5,688
LIVE OAK ST	Clearwater	Vacant Residential Land	\$227,803			\$3,581
413 LEBEAU ST	Clearwater	Vacant Residential Land	\$209,278			\$2,531
15350 49TH SQ N	Clearwater	Vacant Residential Land	\$194,006			\$2,977
SCRANTON AVE	Clearwater	Vacant Residential Land	\$166,491			\$2,149
2206 MANOR CT	Clearwater	Vacant Residential Land	\$161,886			\$2,734
58TH ST N	Clearwater	Vacant Residential Land	\$161,669			\$3,814
SKYVIEW AVE	Clearwater	Vacant Residential Land	\$153,830			\$2,565
DANIEL ST	Clearwater	Vacant Residential Land	\$152,915			\$3,782
1603 MILLER AVE	Clearwater	Vacant Residential Land	\$140,834			\$3,271
2161 N HERCULES AVE	Clearwater	Vacant Residential Land	\$138,293			\$2,315
4812 164TH AVE N	Clearwater	Vacant Residential Land	\$137,725			\$2,094
64TH ST N	Clearwater	Vacant Residential Land	\$137,067			\$1,690
JASMINE WAY	Clearwater	Vacant Residential Land	\$124,591			\$1,734
LAKEVIEW RD	Clearwater	Vacant Residential Land	\$107,519			\$2,084
1926 STRAUCH RD	Clearwater	Vacant Residential Land	\$106,896			\$1,962
OVERBROOK AVE	Clearwater	Vacant Residential Land	\$106,705			\$1,781
600 N JEFFERSON AVE	Clearwater	Vacant Residential Land	\$100,789			\$1,653
2769 CYPRESS DR	Clearwater	Vacant Residential Land	\$98,000			\$1,545
ATLANTIS DR	Clearwater	Vacant Residential Land	\$90,351			\$2,657
1925 ATLANTIS DR	Clearwater	Vacant Residential Land	\$90,129			\$2,647
143RD AVE N	Clearwater	Vacant Residential Land	\$88,167			\$1,126
1827 DOUGLAS AVE	Clearwater	Vacant Residential Land	\$86,629			\$1,601
1379 S MICHIGAN AVE	Clearwater	Vacant Residential Land	\$83,035			\$1,585
1867 CARDINAL DR	Clearwater	Vacant Residential Land	\$80,741			\$2,229

Address	City	Type	Market Value	Sq Ft	Year	Annual Tax
2338 DORA DR	Clearwater	Vacant Residential Land	\$80,728			\$1,373
1455 S MADISON AVE	Clearwater	Vacant Residential Land	\$80,551			\$1,536
N CREST AVE	Clearwater	Vacant Residential Land	\$76,362			\$2,077
6139 136TH TER N	Clearwater	Vacant Residential Land	\$73,542			\$1,350
Longbrooke Way	Clearwater	Vacant Residential Land	\$64,803			\$1,713
Wyatt St	Clearwater	Vacant Residential Land	\$61,677			\$1,389
Waverly St	Clearwater	Vacant Residential Land	\$61,091			\$1,445
HOLLANDER AVE	Clearwater	Vacant Residential Land	\$57,846			\$1,143
LEVINE LN	Clearwater	Vacant Residential Land	\$56,184			\$1,385
LA SALLE ST	Clearwater	Vacant Residential Land	\$47,407			\$971
SOUTH DR	Clearwater	Vacant Residential Land	\$42,694			\$1,155
OVERBROOK AVE	Clearwater	Vacant Residential Land	\$33,190			\$606
1870 DOUGLAS AVE	Clearwater	Vacant Residential Land	\$28,704			\$546

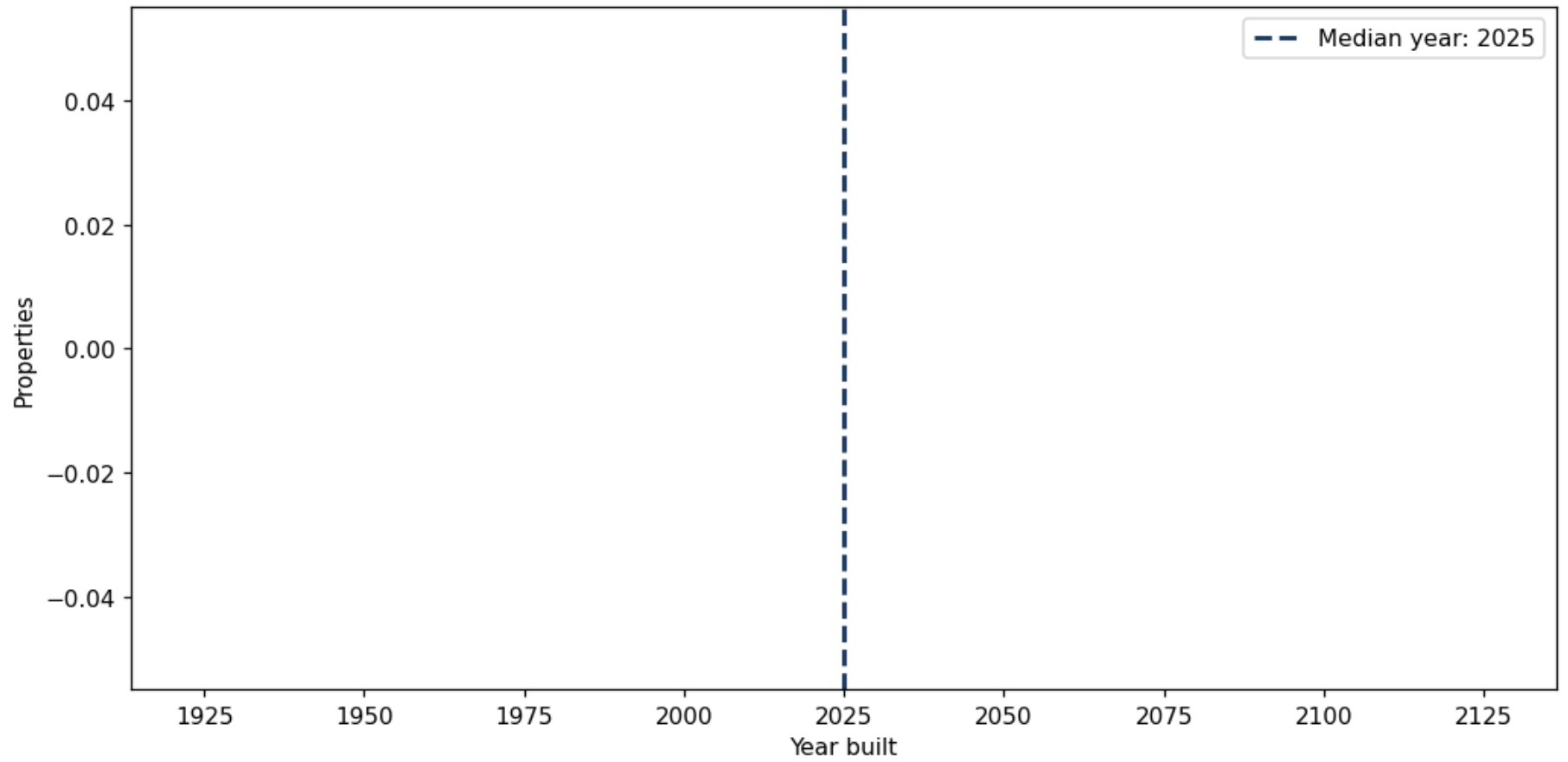
Market value distribution (n=101, top 1% trimmed for readability)



Top property types by count



Year built distribution (5-year buckets)



Market value vs. assessed value (gap = untaxed appreciation)

