

# Pinellas Property Market Report

3,021 matching properties • May 30, 2026

Filters applied	Headline numbers
<b>City:</b> Clearwater	<b>Properties matched:</b> 3,021
<b>Property type:</b> Planned Unit Development	<b>Median market value:</b> \$311,942
	<b>Mean market value:</b> \$391,113
	<b>Min / Max:</b> \$29,750 / \$2,223,018
	<b>Mean square footage:</b> 1,664

## Top 200 properties by market value

Address	City	Type	Market Value	Sq Ft	Year	Annual Tax
868 N OSCEOLA AVE	Clearwater	Planned Unit Development	—	3,341	2025	—
864 N OSCEOLA AVE	Clearwater	Planned Unit Development	—	2,936	2025	—
866 N OSCEOLA AVE	Clearwater	Planned Unit Development	—	2,936	2025	—
872 N OSCEOLA AVE	Clearwater	Planned Unit Development	—	2,936	2025	—
874 N OSCEOLA AVE	Clearwater	Planned Unit Development	—	3,341	2025	—
870 N OSCEOLA AVE	Clearwater	Planned Unit Development	—	3,341	2025	—
860 N OSCEOLA AVE	Clearwater	Planned Unit Development	—	3,341	2025	—
862 N OSCEOLA AVE	Clearwater	Planned Unit Development	—	2,936	2025	—
188 BRIGHTWATER DR # 1	Clearwater	Planned Unit Development	\$2,223,018	3,998	2017	\$43,653
182 BRIGHTWATER DR # 1	Clearwater	Planned Unit Development	\$2,150,922	3,770	2017	\$42,197
176 BRIGHTWATER DR # 1	Clearwater	Planned Unit Development	\$1,963,979	3,280	2017	\$38,561
188 BRIGHTWATER DR # 5	Clearwater	Planned Unit Development	\$1,955,513	3,280	2017	\$38,390
182 BRIGHTWATER DR # 5	Clearwater	Planned Unit Development	\$1,932,507	3,280	2017	\$37,940

Address	City	Type	Market Value	Sq Ft	Year	Annual Tax
176 BRIGHTWATER DR # 5	Clearwater	Planned Unit Development	\$1,919,995	3,280	2017	\$37,691
206 SAND KEY ESTATES DR	Clearwater	Planned Unit Development	\$1,896,673	3,261	1995	\$35,956
198 SAND KEY ESTATES DR	Clearwater	Planned Unit Development	\$1,894,292	2,943	1994	\$42,547
218 SAND KEY ESTATES DR	Clearwater	Planned Unit Development	\$1,803,045	2,648	1995	\$33,644
202 SAND KEY ESTATES DR	Clearwater	Planned Unit Development	\$1,798,538	2,782	1994	\$34,998
1641 SAND KEY ESTATES CT	Clearwater	Planned Unit Development	\$1,775,534	2,650	1998	\$36,843
210 SAND KEY ESTATES DR	Clearwater	Planned Unit Development	\$1,708,574	2,867	1994	\$31,999
214 SAND KEY ESTATES DR	Clearwater	Planned Unit Development	\$1,677,498	2,782	1994	\$30,118
1637 SAND KEY ESTATES CT	Clearwater	Planned Unit Development	\$1,672,951	2,782	1994	\$29,541
227 WINDWARD PSGE	Clearwater	Planned Unit Development	\$1,643,783	3,600	2000	\$29,577
186 SAND KEY ESTATES DR	Clearwater	Planned Unit Development	\$1,640,506	2,310	1995	\$37,804
130 SAND KEY ESTATES DR	Clearwater	Planned Unit Development	\$1,637,352	3,114	1998	\$32,377
175 SAND KEY ESTATES DR	Clearwater	Planned Unit Development	\$1,631,276	2,894	1999	\$34,734
190 SAND KEY ESTATES DR	Clearwater	Planned Unit Development	\$1,623,971	2,782	1994	\$43,120
182 SAND KEY ESTATES DR	Clearwater	Planned Unit Development	\$1,622,223	2,651	1997	\$34,584
194 SAND KEY ESTATES DR	Clearwater	Planned Unit Development	\$1,619,927	2,935	1994	\$42,767
221 WINDWARD PSGE	Clearwater	Planned Unit Development	\$1,612,540	3,600	2000	\$29,001
1624 SAND KEY ESTATES CT	Clearwater	Planned Unit Development	\$1,609,177	3,002	1998	\$30,102
1635 SAND KEY ESTATES CT	Clearwater	Planned Unit Development	\$1,604,412	2,650	1998	\$31,313
1640 SAND KEY ESTATES CT	Clearwater	Planned Unit Development	\$1,590,025	2,916	1998	\$31,546
226 SAND KEY ESTATES DR	Clearwater	Planned Unit Development	\$1,588,516	3,002	1998	\$29,029
145 BRIGHTWATER DR # 5	Clearwater	Planned Unit Development	\$1,586,367	2,554	2006	\$28,080
159 SAND KEY ESTATES DR	Clearwater	Planned Unit Development	\$1,580,573	2,718	1998	\$29,324
138 SAND KEY ESTATES DR	Clearwater	Planned Unit Development	\$1,578,772	2,954	1998	\$29,584
147 SAND KEY ESTATES DR	Clearwater	Planned Unit Development	\$1,570,878	2,651	1998	\$31,941

Address	City	Type	Market Value	Sq Ft	Year	Annual Tax
1636 SAND KEY ESTATES CT	Clearwater	Planned Unit Development	\$1,563,810	3,242	1998	\$30,782
158 SAND KEY ESTATES DR	Clearwater	Planned Unit Development	\$1,561,446	2,651	1998	\$29,260
222 SAND KEY ESTATES DR	Clearwater	Planned Unit Development	\$1,560,009	3,052	1998	\$28,749
1629 SAND KEY ESTATES CT	Clearwater	Planned Unit Development	\$1,556,540	3,247	1998	\$28,699
1613 SAND KEY ESTATES CT	Clearwater	Planned Unit Development	\$1,551,014	2,516	1997	\$27,544
229 WINDWARD PSGE	Clearwater	Planned Unit Development	\$1,546,344	3,600	2000	\$27,800
155 SAND KEY ESTATES DR	Clearwater	Planned Unit Development	\$1,542,865	3,002	1999	\$29,132
150 SAND KEY ESTATES DR	Clearwater	Planned Unit Development	\$1,525,992	2,906	1997	\$28,096
215 SAND KEY ESTATES DR	Clearwater	Planned Unit Development	\$1,519,461	2,649	1999	\$33,295
223 WINDWARD PSGE	Clearwater	Planned Unit Development	\$1,515,541	3,600	2000	\$27,256
1607 SAND KEY ESTATES CT	Clearwater	Planned Unit Development	\$1,512,820	2,985	1998	\$27,878
1639 SAND KEY ESTATES CT	Clearwater	Planned Unit Development	\$1,511,298	3,052	1998	\$33,825
1631 SAND KEY ESTATES CT	Clearwater	Planned Unit Development	\$1,510,606	2,618	1999	\$28,222
1616 SAND KEY ESTATES CT	Clearwater	Planned Unit Development	\$1,508,940	2,554	1998	\$27,020
225 WINDWARD PSGE	Clearwater	Planned Unit Development	\$1,506,361	3,600	2000	\$27,076
166 SAND KEY ESTATES DR	Clearwater	Planned Unit Development	\$1,505,341	2,716	1994	\$28,157
1645 SAND KEY ESTATES CT	Clearwater	Planned Unit Development	\$1,501,178	2,901	1998	\$28,798
1625 SAND KEY ESTATES CT	Clearwater	Planned Unit Development	\$1,499,597	2,730	1998	\$27,737
223 SAND KEY ESTATES DR	Clearwater	Planned Unit Development	\$1,499,485	2,916	1998	\$27,535
1603 SAND KEY ESTATES CT	Clearwater	Planned Unit Development	\$1,498,827	2,366	1998	\$28,157
154 SAND KEY ESTATES DR	Clearwater	Planned Unit Development	\$1,491,298	2,849	1997	\$27,658
142 SAND KEY ESTATES DR	Clearwater	Planned Unit Development	\$1,477,506	2,114	1997	\$29,200
1647 SAND KEY ESTATES CT	Clearwater	Planned Unit Development	\$1,473,441	2,654	1999	\$27,797
178 SAND KEY ESTATES DR	Clearwater	Planned Unit Development	\$1,473,007	2,651	1998	\$27,166
1608 SAND KEY ESTATES CT	Clearwater	Planned Unit Development	\$1,470,688	2,309	1999	\$32,246

Address	City	Type	Market Value	Sq Ft	Year	Annual Tax
1633 SAND KEY ESTATES CT	Clearwater	Planned Unit Development	\$1,469,970	2,472	1994	\$27,456
1617 SAND KEY ESTATES CT	Clearwater	Planned Unit Development	\$1,461,172	2,651	1998	\$26,930
1644 SAND KEY ESTATES CT	Clearwater	Planned Unit Development	\$1,451,230	2,473	1998	\$26,126
120 BRIGHTWATER DR # 2	Clearwater	Planned Unit Development	\$1,450,069	3,340	2006	\$26,103
120 BRIGHTWATER DR # 6	Clearwater	Planned Unit Development	\$1,445,165	3,340	2006	\$26,053
152 BRIGHTWATER DR # 1	Clearwater	Planned Unit Development	\$1,421,169	2,271	2016	\$27,893
1620 SAND KEY ESTATES CT	Clearwater	Planned Unit Development	\$1,411,800	2,306	1998	\$26,231
134 SAND KEY ESTATES DR	Clearwater	Planned Unit Development	\$1,405,829	1,823	1997	\$26,280
145 BRIGHTWATER DR # 9	Clearwater	Planned Unit Development	\$1,405,675	2,463	2006	\$24,689
164 BRIGHTWATER DR # 5	Clearwater	Planned Unit Development	\$1,403,531	2,271	2016	\$27,538
158 BRIGHTWATER DR # 1	Clearwater	Planned Unit Development	\$1,402,931	2,271	2017	\$27,528
1643 SAND KEY ESTATES CT	Clearwater	Planned Unit Development	\$1,401,097	2,472	1998	\$27,592
145 BRIGHTWATER DR # 1	Clearwater	Planned Unit Development	\$1,400,473	2,463	2006	\$24,594
152 BRIGHTWATER DR # 5	Clearwater	Planned Unit Development	\$1,391,235	2,271	2017	\$27,296
164 BRIGHTWATER DR # 1	Clearwater	Planned Unit Development	\$1,391,235	2,271	2017	\$27,296
199 SAND KEY ESTATES DR	Clearwater	Planned Unit Development	\$1,387,369	2,114	1999	\$30,291
158 BRIGHTWATER DR # 5	Clearwater	Planned Unit Development	\$1,387,071	2,271	2016	\$27,223
188 BRIGHTWATER DR # 3	Clearwater	Planned Unit Development	\$1,377,779	2,022	2017	\$27,046
162 SAND KEY ESTATES DR	Clearwater	Planned Unit Development	\$1,377,173	2,114	1998	\$25,369
219 SAND KEY ESTATES DR	Clearwater	Planned Unit Development	\$1,376,901	2,114	1998	\$25,405
215 WINDWARD PSGE	Clearwater	Planned Unit Development	\$1,376,872	3,000	1999	\$24,880
146 SAND KEY ESTATES DR	Clearwater	Planned Unit Development	\$1,371,719	2,114	1998	\$25,287
174 SAND KEY ESTATES DR	Clearwater	Planned Unit Development	\$1,365,504	2,114	1998	\$25,417
1601 SAND KEY ESTATES CT	Clearwater	Planned Unit Development	\$1,356,772	1,855	1998	\$30,614
1648 SAND KEY ESTATES CT	Clearwater	Planned Unit Development	\$1,353,772	2,114	1998	\$26,055

Address	City	Type	Market Value	Sq Ft	Year	Annual Tax
120 BRIGHTWATER DR # 1	Clearwater	Planned Unit Development	\$1,349,180	3,340	2006	\$24,449
1621 SAND KEY ESTATES CT	Clearwater	Planned Unit Development	\$1,347,594	3,060	1998	\$28,152
125 BRIGHTWATER DR # 6	Clearwater	Planned Unit Development	\$1,344,539	3,340	2005	\$24,207
120 1/2 BRIGHTWATER DR # 5	Clearwater	Planned Unit Development	\$1,337,681	3,340	2006	\$24,118
120 BRIGHTWATER DR # 3	Clearwater	Planned Unit Development	\$1,332,572	3,340	2006	\$24,118
1628 SAND KEY ESTATES CT	Clearwater	Planned Unit Development	\$1,332,064	2,114	1997	\$24,524
120 BRIGHTWATER DR # 4	Clearwater	Planned Unit Development	\$1,331,756	3,340	2006	\$24,172
170 SAND KEY ESTATES DR	Clearwater	Planned Unit Development	\$1,331,287	2,132	1994	\$24,542
1632 SAND KEY ESTATES CT	Clearwater	Planned Unit Development	\$1,329,654	2,114	1997	\$24,580
1612 SAND KEY ESTATES CT	Clearwater	Planned Unit Development	\$1,328,876	1,855	1999	\$24,838
219 WINDWARD PSGE	Clearwater	Planned Unit Development	\$1,325,039	3,000	2000	\$23,876
209 WINDWARD PSGE	Clearwater	Planned Unit Development	\$1,324,197	3,000	1999	\$23,865
211 WINDWARD PSGE	Clearwater	Planned Unit Development	\$1,323,577	3,000	1999	\$23,811
125 BRIGHTWATER DR # 1	Clearwater	Planned Unit Development	\$1,322,218	3,340	2005	\$23,758
125 BRIGHTWATER DR # 2	Clearwater	Planned Unit Development	\$1,318,123	3,340	2005	\$23,727
1605 SAND KEY ESTATES CT	Clearwater	Planned Unit Development	\$1,314,842	1,855	1998	\$24,770
231 SAND KEY ESTATES DR	Clearwater	Planned Unit Development	\$1,309,171	1,830	1998	\$26,241
125 BRIGHTWATER DR # 5	Clearwater	Planned Unit Development	\$1,308,875	3,340	2005	\$23,545
125 BRIGHTWATER DR # 3	Clearwater	Planned Unit Development	\$1,308,875	3,340	2005	\$23,545
145 BRIGHTWATER DR # 2	Clearwater	Planned Unit Development	\$1,307,178	2,241	2006	\$23,022
125 BRIGHTWATER DR # 4	Clearwater	Planned Unit Development	\$1,302,483	3,340	2005	\$23,420
176 BRIGHTWATER DR # 3	Clearwater	Planned Unit Development	\$1,301,674	2,022	2017	\$25,558
213 WINDWARD PSGE	Clearwater	Planned Unit Development	\$1,297,848	3,000	1999	\$23,400
217 WINDWARD PSGE	Clearwater	Planned Unit Development	\$1,292,408	3,000	1999	\$23,292
182 BRIGHTWATER DR # 4	Clearwater	Planned Unit Development	\$1,292,157	1,987	2017	\$25,378

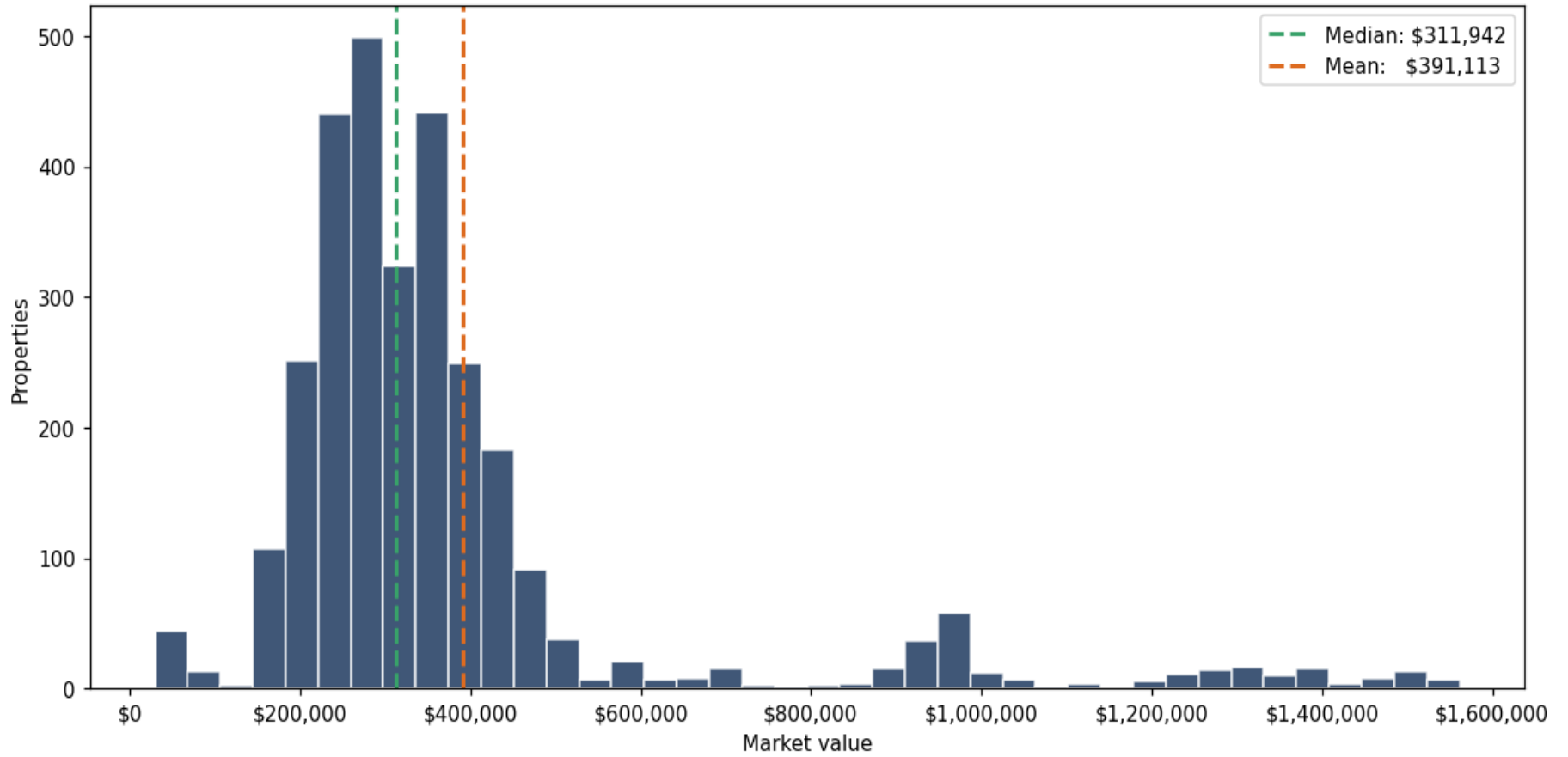
Address	City	Type	Market Value	Sq Ft	Year	Annual Tax
182 BRIGHTWATER DR # 3	Clearwater	Planned Unit Development	\$1,286,034	2,022	2017	\$25,251
145 BRIGHTWATER DR # 7	Clearwater	Planned Unit Development	\$1,285,630	2,241	2006	\$22,626
145 BRIGHTWATER DR # 3	Clearwater	Planned Unit Development	\$1,277,504	2,241	2006	\$22,469
145 BRIGHTWATER DR # 8	Clearwater	Planned Unit Development	\$1,275,974	2,241	2006	\$22,436
145 BRIGHTWATER DR # 4	Clearwater	Planned Unit Development	\$1,275,974	2,241	2006	\$22,436
145 BRIGHTWATER DR # 6	Clearwater	Planned Unit Development	\$1,275,974	2,241	2006	\$22,436
176 BRIGHTWATER DR # 4	Clearwater	Planned Unit Development	\$1,273,882	1,987	2017	\$25,009
188 BRIGHTWATER DR # 4	Clearwater	Planned Unit Development	\$1,273,882	1,987	2017	\$25,009
164 BRIGHTWATER DR # 3	Clearwater	Planned Unit Development	\$1,273,454	2,022	2017	\$24,993
176 BRIGHTWATER DR # 2	Clearwater	Planned Unit Development	\$1,269,632	1,987	2017	\$24,927
182 BRIGHTWATER DR # 2	Clearwater	Planned Unit Development	\$1,269,632	1,987	2017	\$24,927
188 BRIGHTWATER DR # 2	Clearwater	Planned Unit Development	\$1,269,632	1,987	2017	\$25,141
1609 SAND KEY ESTATES CT	Clearwater	Planned Unit Development	\$1,250,888	1,830	1998	\$23,037
152 BRIGHTWATER DR # 3	Clearwater	Planned Unit Development	\$1,247,886	2,022	2016	\$24,477
158 BRIGHTWATER DR # 3	Clearwater	Planned Unit Development	\$1,247,886	2,022	2016	\$24,477
172 MARINA DEL REY CT	Clearwater	Planned Unit Development	\$1,246,047	2,550	1982	\$22,843
152 BRIGHTWATER DR # 4	Clearwater	Planned Unit Development	\$1,244,480	1,987	2016	\$24,417
167 SAND KEY ESTATES DR	Clearwater	Planned Unit Development	\$1,243,949	1,948	1995	\$26,258
164 BRIGHTWATER DR # 2	Clearwater	Planned Unit Development	\$1,242,432	1,987	2017	\$24,382
158 BRIGHTWATER DR # 2	Clearwater	Planned Unit Development	\$1,242,432	1,987	2017	\$24,382
164 BRIGHTWATER DR # 4	Clearwater	Planned Unit Development	\$1,235,096	1,987	2016	\$24,226
152 BRIGHTWATER DR # 2	Clearwater	Planned Unit Development	\$1,233,315	1,987	2016	\$24,197
158 BRIGHTWATER DR # 4	Clearwater	Planned Unit Development	\$1,226,282	1,987	2017	\$24,078
314 VENETIAN DR	Clearwater	Planned Unit Development	\$1,213,928	3,118	2007	\$22,548
326 VENETIAN DR	Clearwater	Planned Unit Development	\$1,213,622	3,118	2007	\$22,392

Address	City	Type	Market Value	Sq Ft	Year	Annual Tax
318 VENETIAN DR	Clearwater	Planned Unit Development	\$1,211,888	3,118	2007	\$22,267
322 VENETIAN DR	Clearwater	Planned Unit Development	\$1,205,768	3,118	2007	\$21,860
324 VENETIAN DR	Clearwater	Planned Unit Development	\$1,190,247	3,118	2007	\$21,603
316 VENETIAN DR	Clearwater	Planned Unit Development	\$1,190,247	3,118	2007	\$21,603
179 MARINA DEL REY CT	Clearwater	Planned Unit Development	\$1,115,832	2,550	1982	\$20,428
173 MARINA DEL REY CT	Clearwater	Planned Unit Development	\$1,111,854	2,550	1982	\$20,654
171 MARINA DEL REY CT	Clearwater	Planned Unit Development	\$1,111,548	2,550	1982	\$20,510
157 MARINA DEL REY CT	Clearwater	Planned Unit Development	\$1,071,194	2,250	1982	\$19,629
160 MARINA DEL REY CT	Clearwater	Planned Unit Development	\$1,063,470	2,150	1982	\$19,480
161 BRIGHTWATER DR # 8	Clearwater	Planned Unit Development	\$1,053,982	2,260	2006	\$17,861
166 MARINA DEL REY CT	Clearwater	Planned Unit Development	\$1,050,909	2,250	1982	\$19,380
135 MARINA DEL REY CT	Clearwater	Planned Unit Development	\$1,045,806	2,150	1982	\$19,149
167 MARINA DEL REY CT	Clearwater	Planned Unit Development	\$1,037,069	2,250	1982	\$19,071
170 MARINA DEL REY CT	Clearwater	Planned Unit Development	\$1,032,162	2,150	1982	\$18,895
136 MARINA DEL REY CT	Clearwater	Planned Unit Development	\$1,028,338	2,150	1982	\$18,816
130 MARINA DEL REY CT	Clearwater	Planned Unit Development	\$1,023,877	2,150	1982	\$18,724
137 MARINA DEL REY CT	Clearwater	Planned Unit Development	\$1,021,078	2,150	1982	\$18,718
152 MARINA DEL REY CT	Clearwater	Planned Unit Development	\$1,013,220	2,250	1982	\$18,549
140 BRIGHTWATER DR # 6	Clearwater	Planned Unit Development	\$1,011,566	2,275	2005	\$17,739
168 MARINA DEL REY CT	Clearwater	Planned Unit Development	\$1,008,245	2,150	1982	\$18,449
656 BAYWAY BLVD # 2	Clearwater	Planned Unit Development	\$1,005,094	2,265	2004	\$18,119
161 BRIGHTWATER DR # 5	Clearwater	Planned Unit Development	\$1,004,365	2,260	2006	\$17,069
162 MARINA DEL REY CT	Clearwater	Planned Unit Development	\$1,003,842	2,150	1982	\$18,439
200 BRIGHTWATER DR # 1	Clearwater	Planned Unit Development	\$1,000,311	2,041	2003	\$18,073
141 MARINA DEL REY CT	Clearwater	Planned Unit Development	\$998,112	2,250	1982	\$18,273

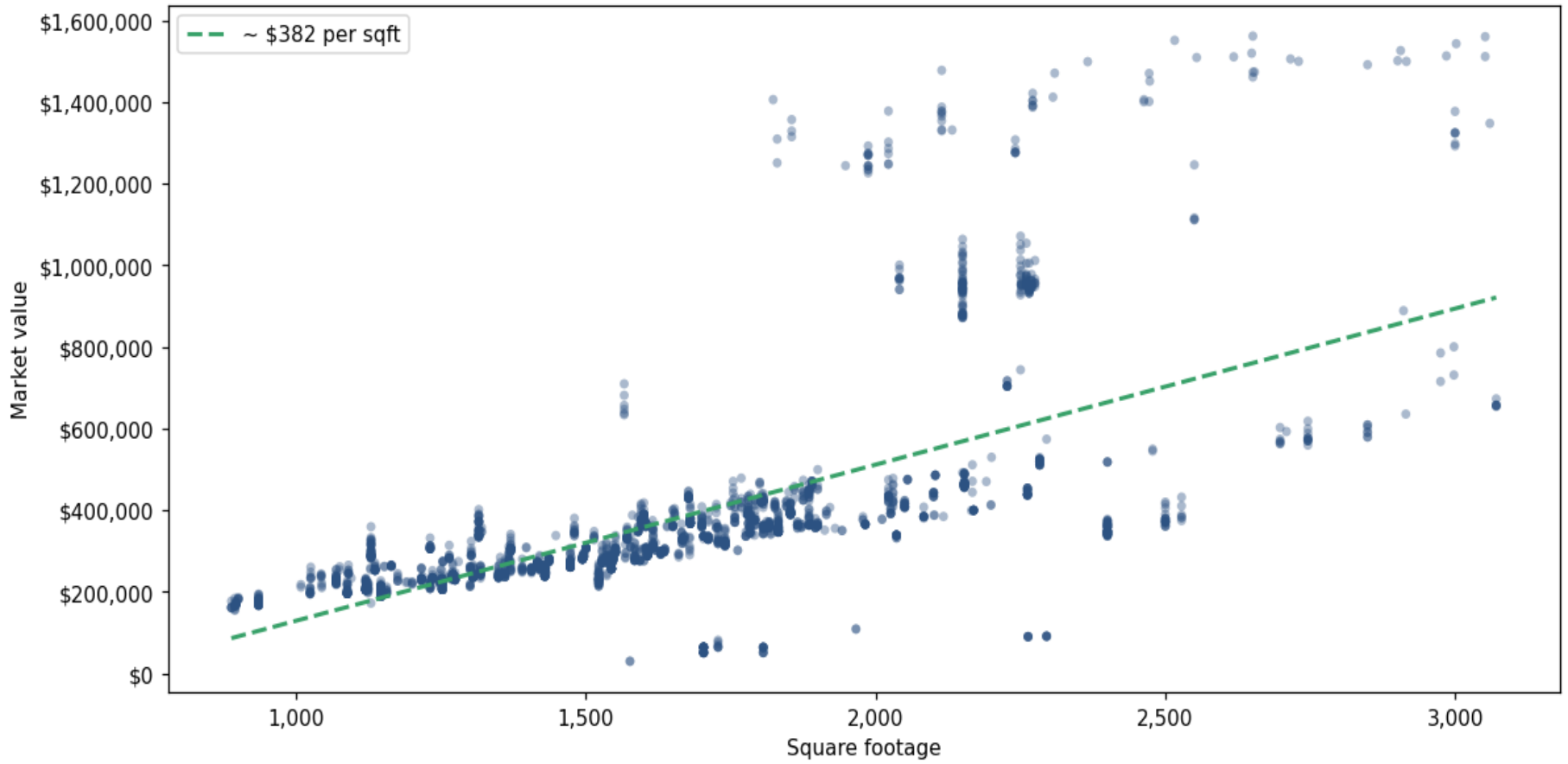
Address	City	Type	Market Value	Sq Ft	Year	Annual Tax
158 MARINA DEL REY CT	Clearwater	Planned Unit Development	\$991,545	2,150	1982	\$18,161
200 BRIGHTWATER DR # 10	Clearwater	Planned Unit Development	\$989,839	2,041	2003	\$17,865
130 BRIGHTWATER DR # 6	Clearwater	Planned Unit Development	\$986,410	2,251	2005	\$17,779
175 MARINA DEL REY CT	Clearwater	Planned Unit Development	\$985,612	2,150	1982	\$18,080
156 MARINA DEL REY CT	Clearwater	Planned Unit Development	\$985,215	2,150	1982	\$18,026
161 BRIGHTWATER DR # 10	Clearwater	Planned Unit Development	\$977,850	2,260	2006	\$16,595
684 BAYWAY BLVD	Clearwater	Planned Unit Development	\$977,447	2,269	2004	\$17,682
169 MARINA DEL REY CT	Clearwater	Planned Unit Development	\$976,206	2,150	1982	\$17,950
142 MARINA DEL REY CT	Clearwater	Planned Unit Development	\$975,987	2,250	1982	\$17,863
110 MARINA DEL REY CT	Clearwater	Planned Unit Development	\$975,307	2,250	1982	\$17,872
161 BRIGHTWATER DR # 2	Clearwater	Planned Unit Development	\$973,974	2,260	2006	\$16,522
161 BRIGHTWATER DR # 1	Clearwater	Planned Unit Development	\$973,974	2,260	2006	\$16,522
161 BRIGHTWATER DR # 9	Clearwater	Planned Unit Development	\$970,974	2,260	2006	\$16,523
200 BRIGHTWATER DR # 8	Clearwater	Planned Unit Development	\$969,915	2,041	2003	\$17,514
200 BRIGHTWATER DR # 5	Clearwater	Planned Unit Development	\$969,303	2,041	2003	\$17,501
129 MARINA DEL REY CT	Clearwater	Planned Unit Development	\$968,120	2,150	1982	\$17,744
200 BRIGHTWATER DR # 3	Clearwater	Planned Unit Development	\$967,059	2,041	2003	\$17,456
200 BRIGHTWATER DR # 4	Clearwater	Planned Unit Development	\$966,515	2,041	2003	\$17,448
181 BRIGHTWATER DR # 6	Clearwater	Planned Unit Development	\$965,874	2,260	2005	\$17,405
140 BRIGHTWATER DR # 1	Clearwater	Planned Unit Development	\$965,870	2,275	2005	\$17,391
200 BRIGHTWATER DR # 2	Clearwater	Planned Unit Development	\$965,835	2,041	2003	\$17,434
139 MARINA DEL REY CT	Clearwater	Planned Unit Development	\$964,856	2,150	1982	\$17,677
161 BRIGHTWATER DR # 4	Clearwater	Planned Unit Development	\$963,332	2,260	2006	\$16,367
620 BAYWAY BLVD # 6	Clearwater	Planned Unit Development	\$962,419	2,269	2004	\$17,386
620 BAYWAY BLVD # 1	Clearwater	Planned Unit Development	\$962,419	2,269	2004	\$17,386

Address	City	Type	Market Value	Sq Ft	Year	Annual Tax
674 BAYWAY BLVD	Clearwater	Planned Unit Development	\$962,419	2,269	2004	\$17,386
130 BRIGHTWATER DR # 9	Clearwater	Planned Unit Development	\$962,326	2,251	2005	\$17,337
200 BRIGHTWATER DR # 7	Clearwater	Planned Unit Development	\$961,755	2,041	2003	\$17,349
148 MARINA DEL REY CT	Clearwater	Planned Unit Development	\$960,187	2,150	1982	\$17,571
138 MARINA DEL REY CT	Clearwater	Planned Unit Development	\$960,187	2,150	1982	\$19,843
181 BRIGHTWATER DR # 1	Clearwater	Planned Unit Development	\$959,754	2,260	2005	\$17,281
140 BRIGHTWATER DR # 4	Clearwater	Planned Unit Development	\$958,271	2,275	2005	\$17,279
122 MARINA DEL REY CT	Clearwater	Planned Unit Development	\$957,898	2,150	1982	\$17,670
126 MARINA DEL REY CT	Clearwater	Planned Unit Development	\$957,807	2,150	1982	\$17,518
130 BRIGHTWATER DR # 1	Clearwater	Planned Unit Development	\$957,022	2,251	2005	\$17,230
161 MARINA DEL REY CT	Clearwater	Planned Unit Development	\$956,107	2,150	1982	\$17,482
161 BRIGHTWATER DR # 6	Clearwater	Planned Unit Development	\$956,090	2,260	2006	\$16,221

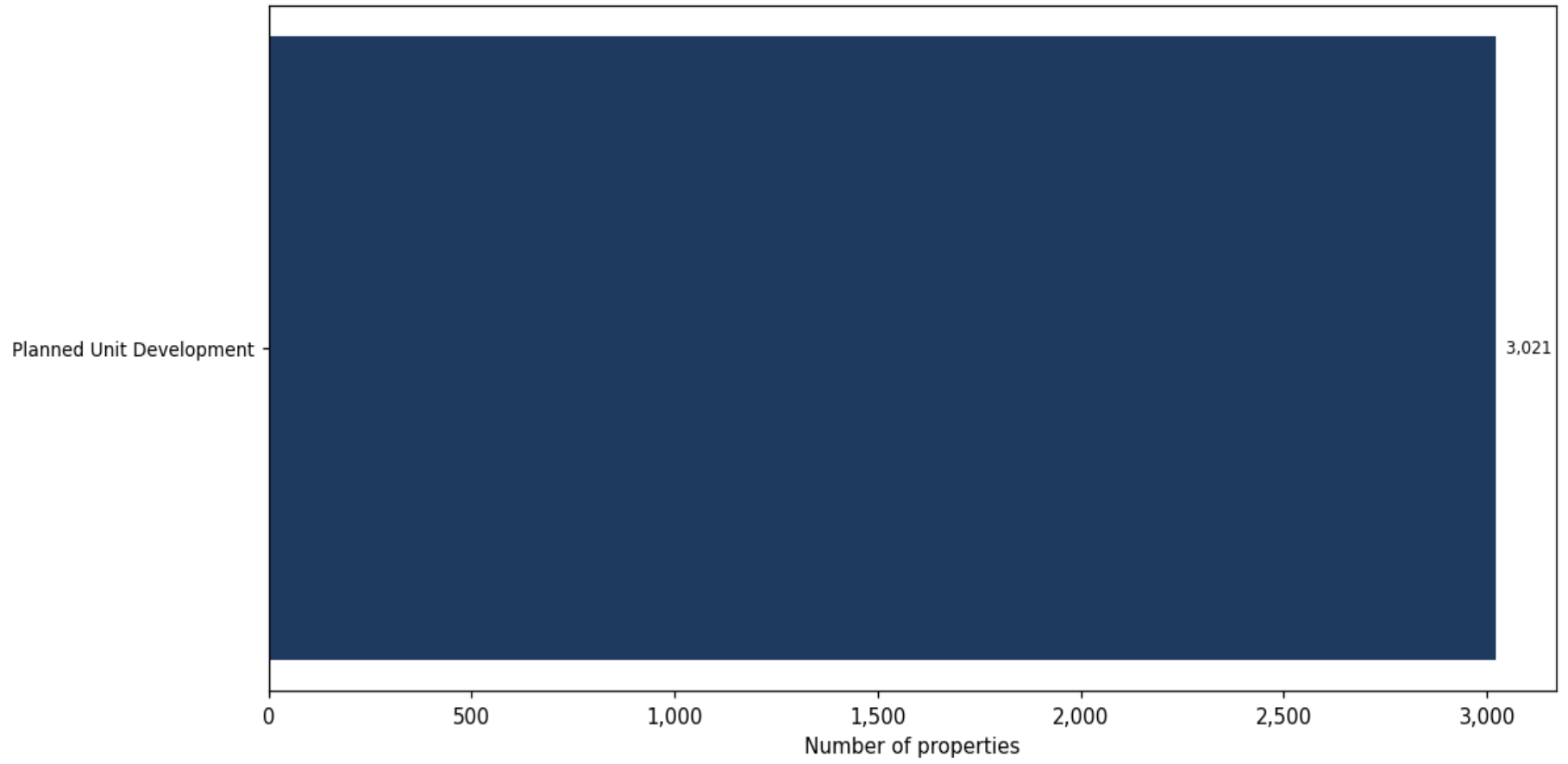
**Market value distribution (n=3,013, top 1% trimmed for readability)**



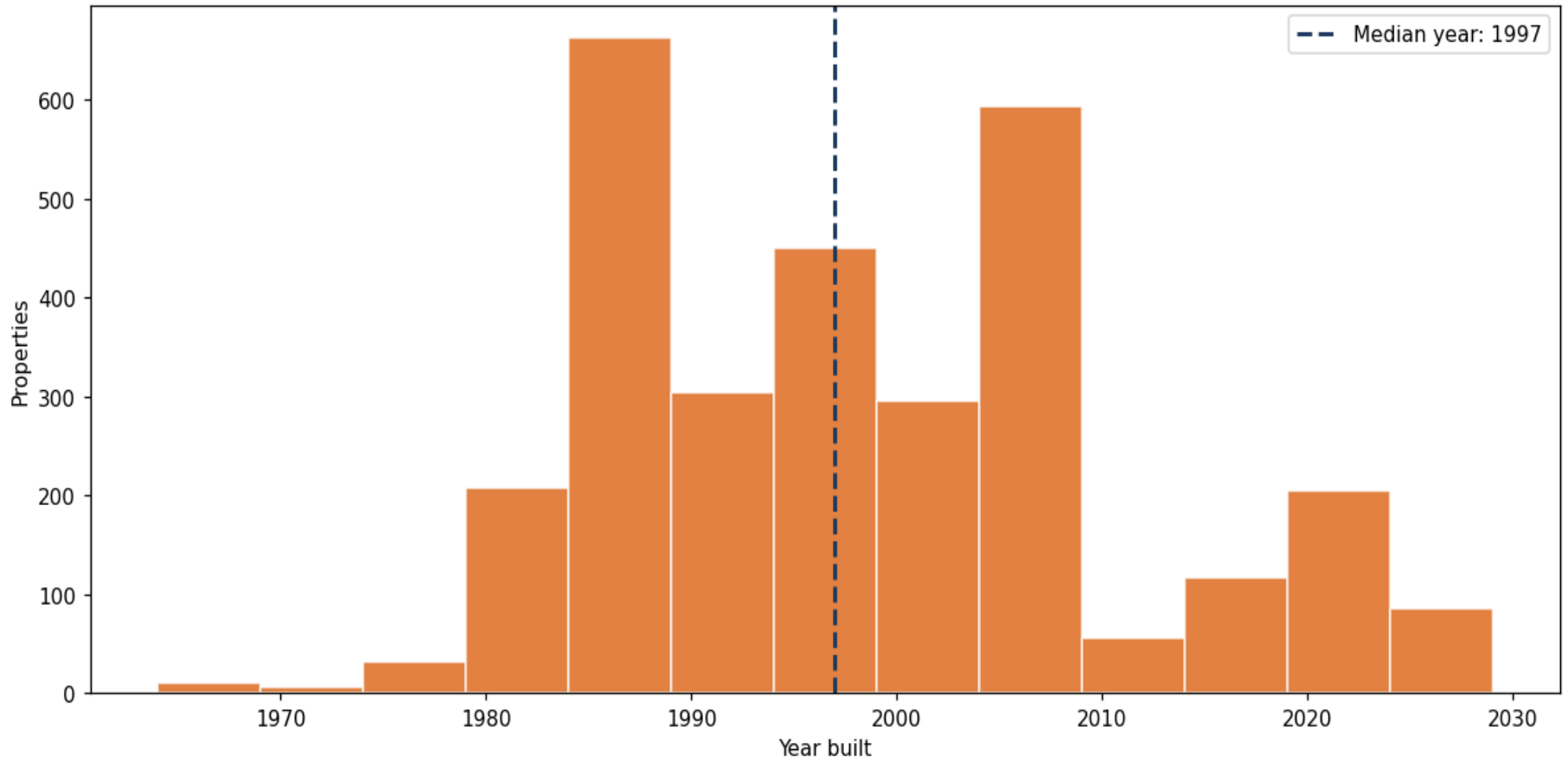
**Building size vs. market value (n=2,952, outliers trimmed)**



### Top property types by count



**Year built distribution (5-year buckets)**



**Market value vs. assessed value (gap = untaxed appreciation)**

