

Pinellas Property Market Report

68 matching properties • May 31, 2026

Filters applied	Headline numbers
City: Clearwater	Properties matched: 68
Property type: PUD Office	Median market value: \$310,000
	Mean market value: \$400,074
	Min / Max: \$98,500 / \$1,510,000
	Mean square footage: 2,496

Top 68 properties by market value

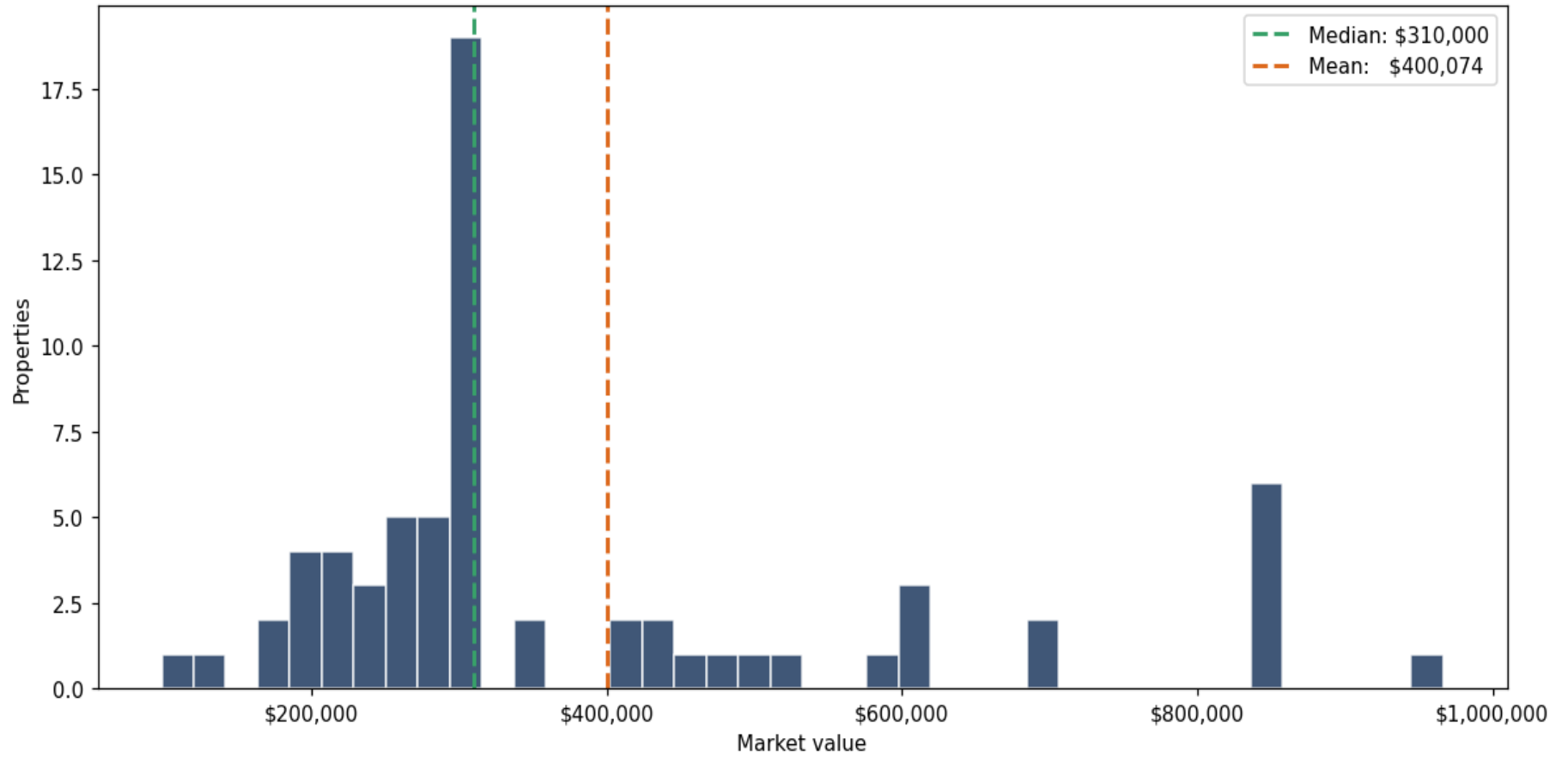
Address	City	Type	Market Value	Sq Ft	Year	Annual Tax
2655 MCCORMICK DR	Clearwater	PUD Office	\$1,510,000	11,833	1989	\$29,706
2639 MCCORMICK DR	Clearwater	PUD Office	\$966,500	6,890	1994	\$18,820
2637 MCCORMICK DR	Clearwater	PUD Office	\$852,500	6,077	1994	\$16,643
2623 MCCORMICK DR # 101	Clearwater	PUD Office	\$842,000	6,000	1993	\$16,449
2625 MCCORMICK DR	Clearwater	PUD Office	\$841,500	6,000	1994	\$16,449
2631 MCCORMICK DR	Clearwater	PUD Office	\$841,500	6,000	1995	\$16,449
2641 MCCORMICK DR	Clearwater	PUD Office	\$841,500	6,000	1994	\$16,449
2635 MCCORMICK DR	Clearwater	PUD Office	\$841,500	6,000	1995	\$16,449
2653 MCCORMICK DR	Clearwater	PUD Office	\$690,000	5,034	1989	\$13,740
2651 MCCORMICK DR	Clearwater	PUD Office	\$690,000	5,034	1989	\$13,740
2627 MCCORMICK DR	Clearwater	PUD Office	\$618,500	4,408	1995	\$12,095
2633 MCCORMICK DR	Clearwater	PUD Office	\$618,500	4,408	1995	\$12,095
2629 MCCORMICK DR	Clearwater	PUD Office	\$618,500	4,408	1995	\$12,095

Address	City	Type	Market Value	Sq Ft	Year	Annual Tax
1831 N BELCHER RD # G1	Clearwater	PUD Office	\$595,000	2,870	1988	\$11,515
1801 N BELCHER RD # A	Clearwater	PUD Office	\$515,000	2,520	1989	\$10,934
1811 N BELCHER RD # H2	Clearwater	PUD Office	\$490,000	2,470	1994	\$9,870
1801 N BELCHER RD # B	Clearwater	PUD Office	\$478,500	2,342	1989	\$9,676
1831 N BELCHER RD # G3	Clearwater	PUD Office	\$466,500	2,260	1988	\$9,028
1938 SOULE RD	Clearwater	PUD Office	\$432,500	2,549	1996	\$8,370
1831 N BELCHER RD # F3	Clearwater	PUD Office	\$430,000	2,093	1988	\$8,321
1305 S FT HARRISON AVE STE A	Clearwater	PUD Office	\$402,500	3,104	1981	\$7,992
1305 S FT HARRISON AVE STE E	Clearwater	PUD Office	\$402,500	3,104	1981	\$7,992
901 N HERCULES AVE # F	Clearwater	PUD Office	\$357,500	2,352	1982	\$7,044
1831 N BELCHER RD # C3	Clearwater	PUD Office	\$342,500	1,655	1988	\$6,628
901 N HERCULES AVE # G	Clearwater	PUD Office	\$312,500	2,048	1982	\$6,154
1831 N BELCHER RD # C1	Clearwater	PUD Office	\$312,500	1,515	1988	\$6,038
1831 N BELCHER RD # E2	Clearwater	PUD Office	\$310,000	1,500	1988	\$5,999
1831 N BELCHER RD # A3	Clearwater	PUD Office	\$310,000	1,500	1985	\$5,999
1831 N BELCHER RD # D2	Clearwater	PUD Office	\$310,000	1,500	1988	\$5,999
1831 N BELCHER RD # A1	Clearwater	PUD Office	\$310,000	1,500	1985	\$5,999
1831 N BELCHER RD # B3	Clearwater	PUD Office	\$310,000	1,505	1988	\$5,999
1831 N BELCHER RD # D1	Clearwater	PUD Office	\$310,000	1,500	1988	\$5,999
1831 N BELCHER RD # D2	Clearwater	PUD Office	\$310,000	1,500	1988	\$5,999
1831 N BELCHER RD # F1	Clearwater	PUD Office	\$310,000	1,500	1988	\$5,999
1831 N BELCHER RD # D1	Clearwater	PUD Office	\$310,000	1,500	1988	\$5,999
1831 N BELCHER RD # E11	Clearwater	PUD Office	\$310,000	1,500	1988	\$5,999
1831 N BELCHER RD # E12	Clearwater	PUD Office	\$310,000	1,500	1988	\$5,999
1831 N BELCHER RD # B1	Clearwater	PUD Office	\$309,500	1,515	1988	\$6,038

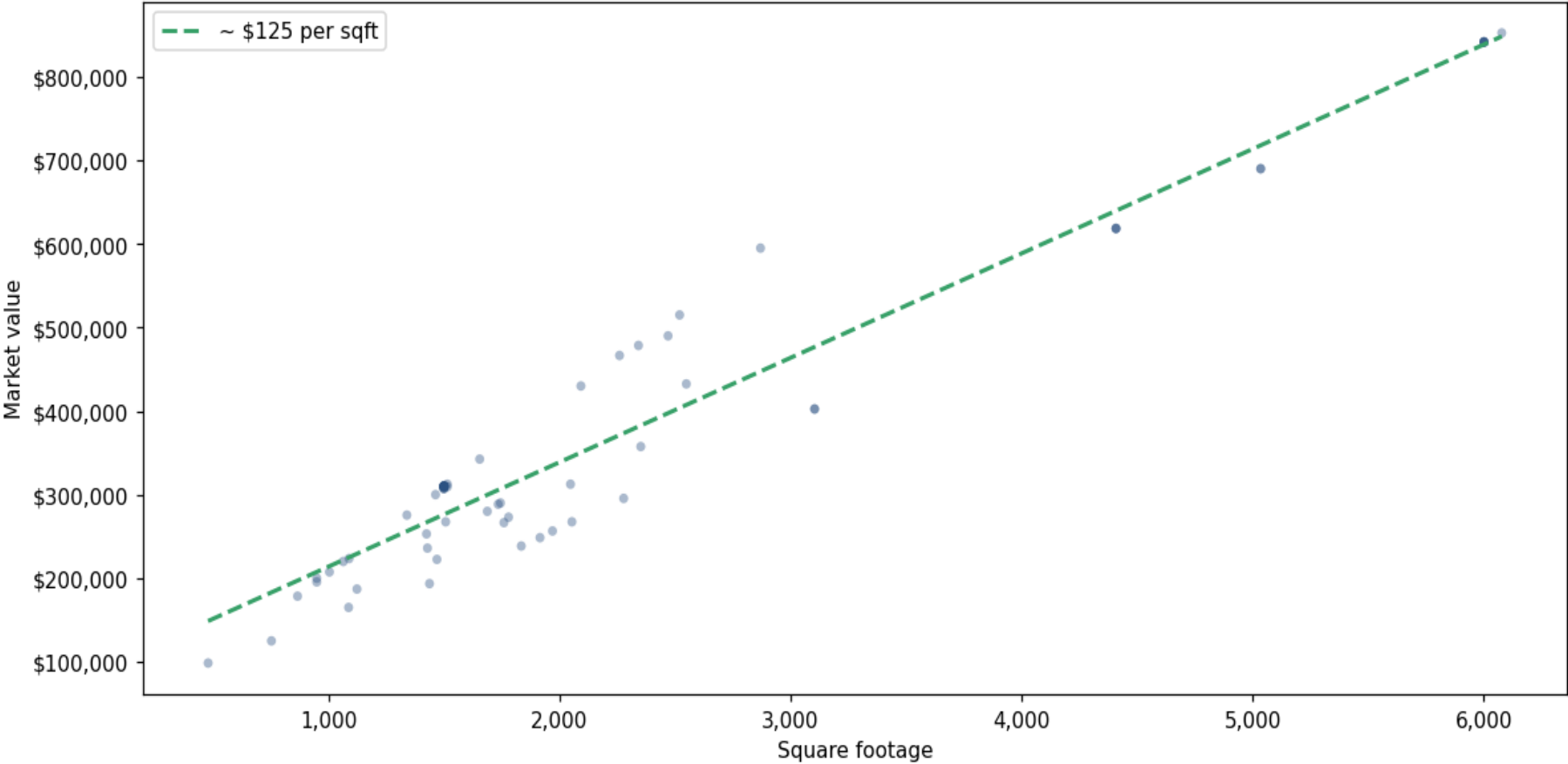
Address	City	Type	Market Value	Sq Ft	Year	Annual Tax
1811 N BELCHER RD # I2	Clearwater	PUD Office	\$307,500	1,500	1994	\$5,999
1811 N BELCHER RD # I3	Clearwater	PUD Office	\$307,500	1,500	1994	\$5,999
1811 N BELCHER RD # I1	Clearwater	PUD Office	\$307,500	1,500	1994	\$5,999
1831 N BELCHER RD # F2	Clearwater	PUD Office	\$300,000	1,464	1988	\$5,854
1305 S FT HARRISON AVE STE G	Clearwater	PUD Office	\$295,500	2,278	1981	\$5,883
2764 SUNSET POINT RD	Clearwater	PUD Office	\$290,000	1,745	2001	\$5,612
2764 SUNSET POINT RD	Clearwater	PUD Office	\$288,500	1,735	2001	\$5,583
2764 SUNSET POINT RD # 200	Clearwater	PUD Office	\$280,000	1,688	2001	\$5,419
1831 N BELCHER RD # C2	Clearwater	PUD Office	\$275,500	1,340	1988	\$5,332
901 N HERCULES AVE # B	Clearwater	PUD Office	\$273,000	1,780	1982	\$5,341
1305 S FT HARRISON AVE STE D	Clearwater	PUD Office	\$267,500	2,054	1982	\$5,322
1934 SOULE RD	Clearwater	PUD Office	\$267,500	1,508	1996	\$5,177
901 N HERCULES AVE # D	Clearwater	PUD Office	\$266,500	1,760	1982	\$5,283
1305 S FT HARRISON AVE STE C	Clearwater	PUD Office	\$256,500	1,970	1981	\$5,080
1940 SOULE RD	Clearwater	PUD Office	\$253,000	1,425	1996	\$4,896
1305 S FT HARRISON AVE STE H	Clearwater	PUD Office	\$248,500	1,916	1981	\$4,935
1305 S FT HARRISON AVE STE F	Clearwater	PUD Office	\$238,500	1,835	1981	\$4,741
2764 SUNSET POINT RD # 100	Clearwater	PUD Office	\$236,000	1,429	2001	\$4,567
1811 N BELCHER RD # H-4	Clearwater	PUD Office	\$223,500	1,090	1994	\$4,403
901 N HERCULES AVE # C	Clearwater	PUD Office	\$222,500	1,470	1982	\$4,412
1831 N BELCHER RD # B2	Clearwater	PUD Office	\$220,000	1,065	1988	\$4,257
1831 N BELCHER RD # A2	Clearwater	PUD Office	\$207,500	1,005	1985	\$4,016
1811 N BELCHER RD # H1	Clearwater	PUD Office	\$200,000	950	1994	\$3,870
1831 N BELCHER RD # F4	Clearwater	PUD Office	\$195,500	950	1988	\$3,812
1305 S FT HARRISON AVE STE B	Clearwater	PUD Office	\$193,500	1,438	1981	\$3,812

Address	City	Type	Market Value	Sq Ft	Year	Annual Tax
2764 SUNSET POINT RD	Clearwater	PUD Office	\$187,000	1,124	2001	\$3,619
1831 N BELCHER RD # G3	Clearwater	PUD Office	\$178,500	867	1988	\$3,474
901 N HERCULES AVE # A	Clearwater	PUD Office	\$165,000	1,088	1982	\$3,271
2764 SUNSET POINT RD	Clearwater	PUD Office	\$125,000	754	2001	\$2,419
1831 N BELCHER RD # B2	Clearwater	PUD Office	\$98,500	480	1988	\$1,926

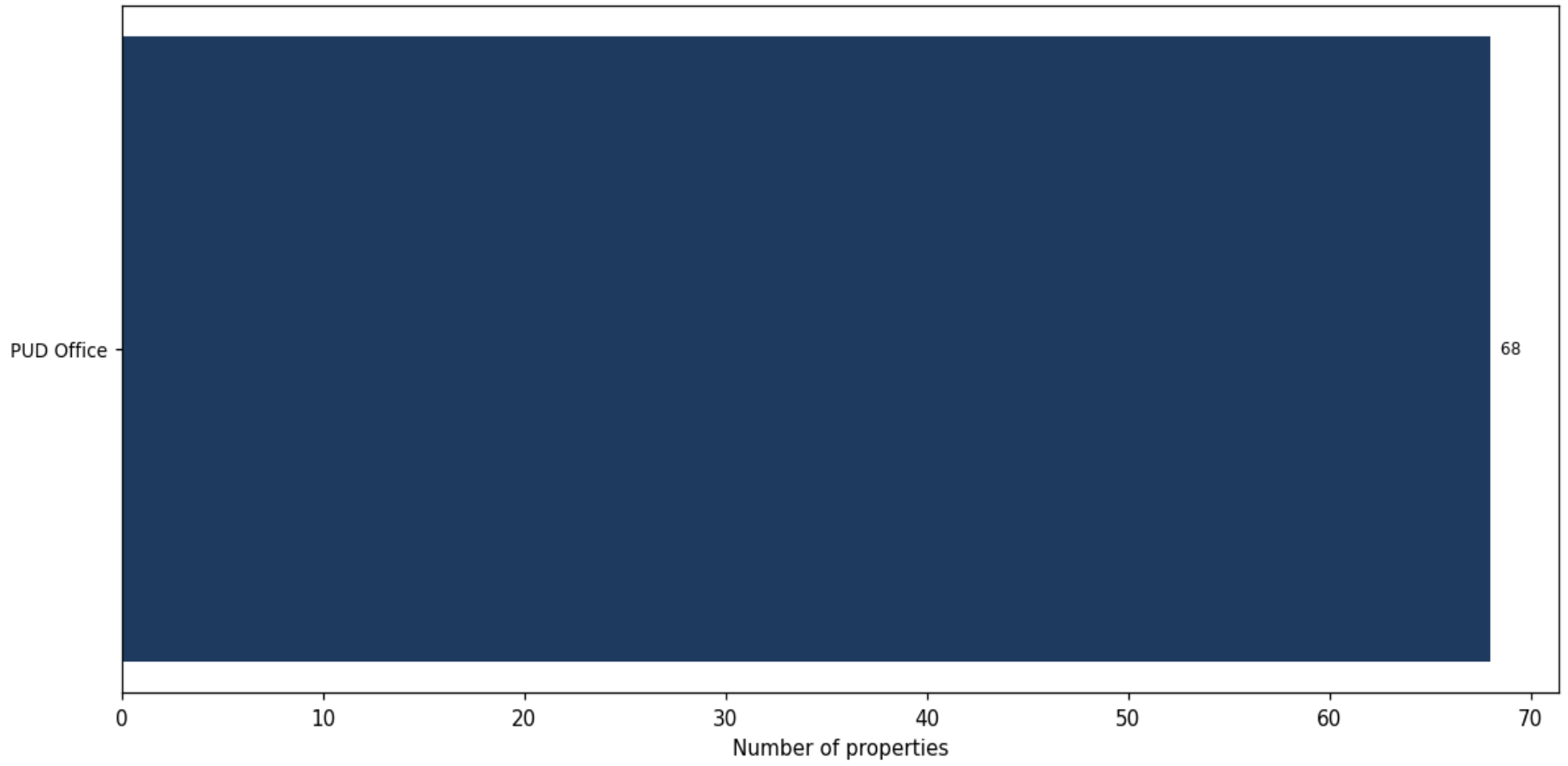
Market value distribution (n=68, top 1% trimmed for readability)



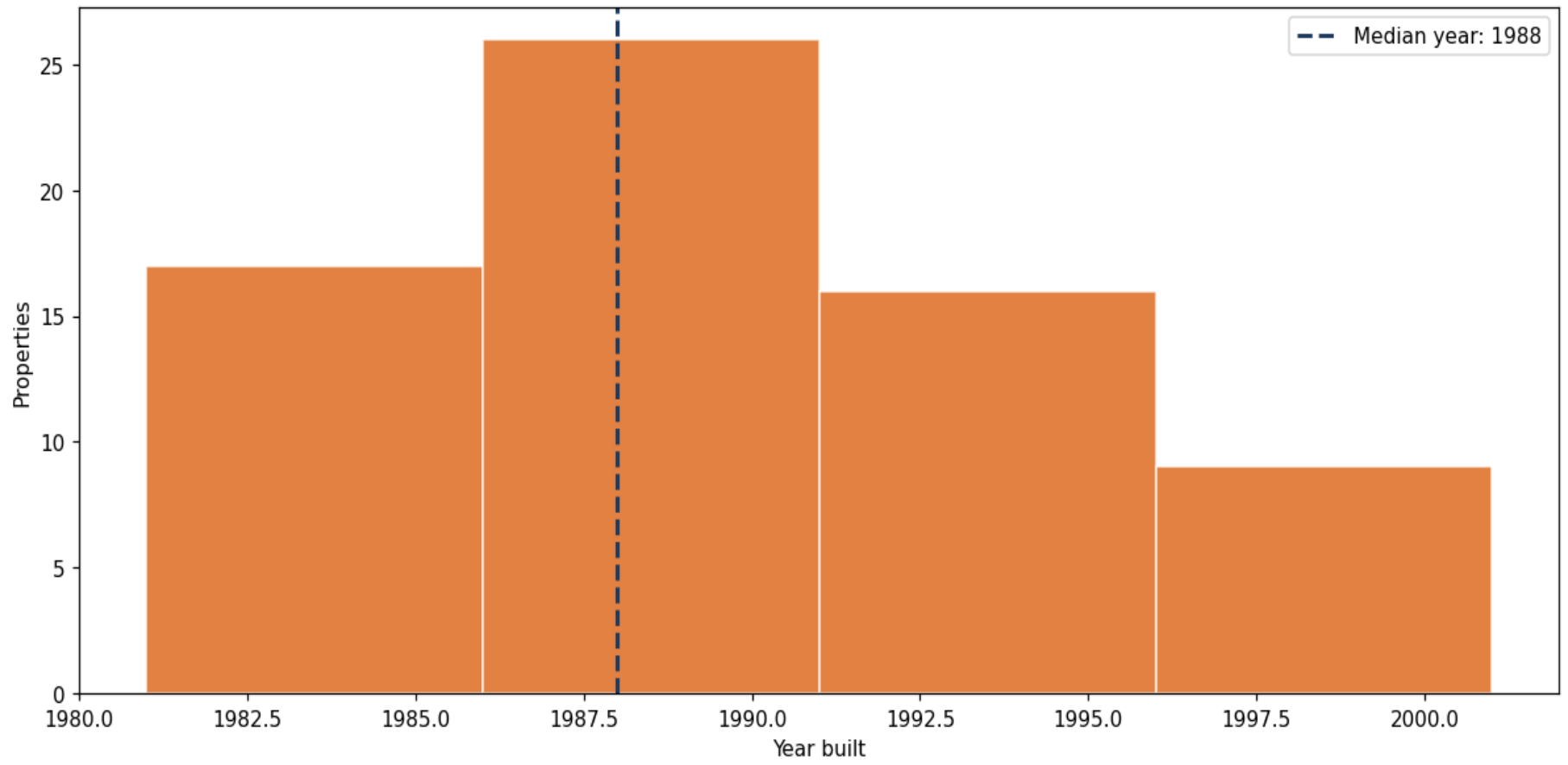
Building size vs. market value (n=66, outliers trimmed)



Top property types by count



Year built distribution (5-year buckets)



Market value vs. assessed value (gap = untaxed appreciation)

