

Pinellas Property Market Report

49 matching properties • May 30, 2026

Filters applied	Headline numbers
City: Clearwater	Properties matched: 49
Property type: Non-Profit Charitable Services	Median market value: \$1,493,848
	Mean market value: \$3,769,903
	Min / Max: \$70,000 / \$62,765,887
	Mean square footage: 22,463

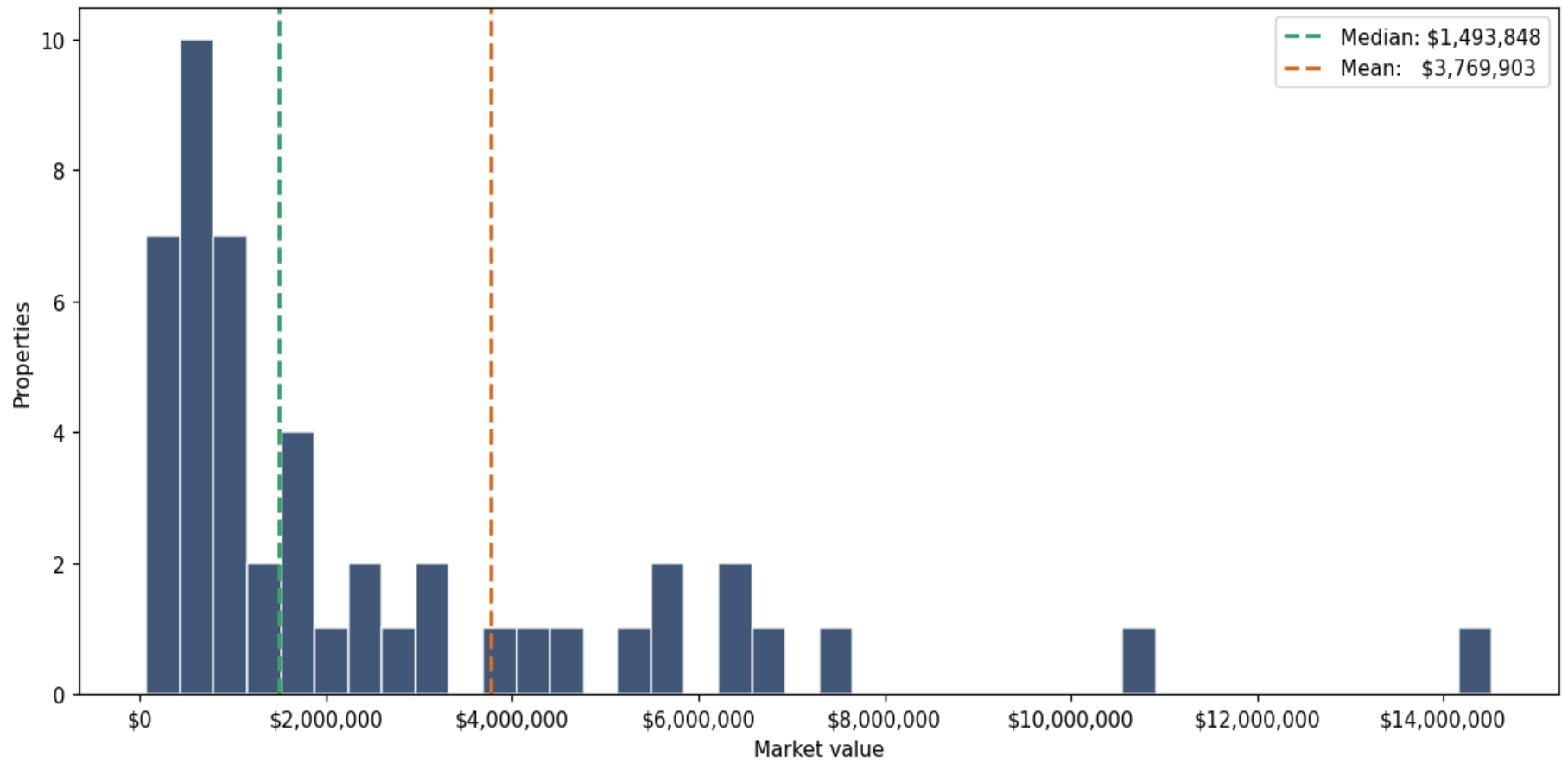
Top 49 properties by market value

Address	City	Type	Market Value	Sq Ft	Year	Annual Tax
2985 DREW ST	Clearwater	Non-Profit Charitable Se	\$62,765,887	305,970	2013	\$1,117,097
1501 N BELCHER RD	Clearwater	Non-Profit Charitable Se	\$14,522,297	128,209	1990	\$282,606
1521 DRUID RD E	Clearwater	Non-Profit Charitable Se	\$10,728,892	49,739	2005	\$191,251
1625 N BELCHER RD	Clearwater	Non-Profit Charitable Se	\$7,589,528	39,644	1990	\$135,866
16432 US HIGHWAY 19 N	Clearwater	Non-Profit Charitable Se	\$6,843,630	38,599	1975	\$127,795
807 N MYRTLE AVE	Clearwater	Non-Profit Charitable Se	\$6,483,276	31,423	1999	\$125,798
1285 S FT HARRISON AVE	Clearwater	Non-Profit Charitable Se	\$6,412,005	21,312	1973	\$122,150
1233 S FT HARRISON AVE	Clearwater	Non-Profit Charitable Se	\$5,696,486	48,463	1996	\$101,088
3040 STATE ROAD 590	Clearwater	Non-Profit Charitable Se	\$5,500,000	18,046	2024	\$116,113
5726 126TH AVE N	Clearwater	Non-Profit Charitable Se	\$5,451,594	35,796	2010	\$98,555
303 PINELLAS ST	Clearwater	Non-Profit Charitable Se	\$4,448,456	35,187	1995	\$86,803
100 STARCREST DR	Clearwater	Non-Profit Charitable Se	\$4,202,872	23,943	1985	\$81,620
2735 WHITNEY RD	Clearwater	Non-Profit Charitable Se	\$3,732,390	37,033	1967	\$63,380

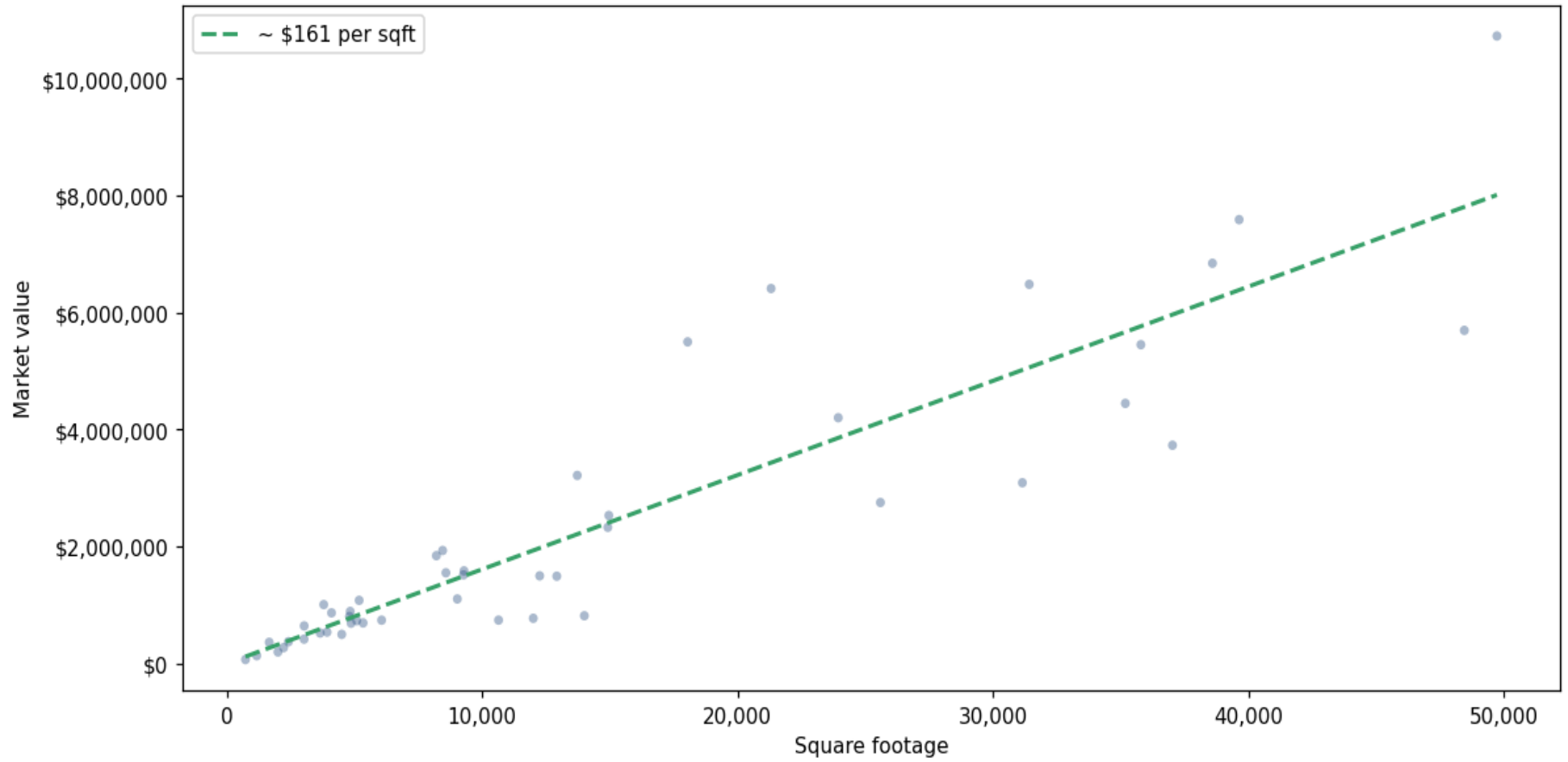
Address	City	Type	Market Value	Sq Ft	Year	Annual Tax
707 DRUID RD E	Clearwater	Non-Profit Charitable Se	\$3,216,899	13,723	1975	\$58,074
1437 S BELCHER RD # 200	Clearwater	Non-Profit Charitable Se	\$3,091,819	31,155	1971	\$60,345
1390 SUNSET POINT RD	Clearwater	Non-Profit Charitable Se	\$2,753,994	25,596	1969	\$57,681
1403 N FT HARRISON AVE	Clearwater	Non-Profit Charitable Se	\$2,532,271	14,959	2014	\$47,024
24400 US HIGHWAY 19 N	Clearwater	Non-Profit Charitable Se	\$2,329,533	14,920	1991	\$43,350
1615 UNION ST	Clearwater	Non-Profit Charitable Se	\$1,933,104	8,450	2006	\$34,484
1145 COURT ST	Clearwater	Non-Profit Charitable Se	\$1,845,077	8,204	1972	\$36,665
5345 LAUREL PL	Clearwater	Non-Profit Charitable Se	\$1,584,925	9,287	1995	\$27,559
1339 PARK ST	Clearwater	Non-Profit Charitable Se	\$1,552,100	8,578	1998	\$30,283
1110 FAIRBURN AVE	Clearwater	Non-Profit Charitable Se	\$1,516,128	9,268	2007	\$27,307
1446 S MISSOURI AVE	Clearwater	Non-Profit Charitable Se	\$1,500,000	12,250	1959	\$29,996
1200 N BETTY LN	Clearwater	Non-Profit Charitable Se	\$1,493,848	12,920	1972	\$27,151
1200 DRUID RD S	Clearwater	Non-Profit Charitable Se	\$1,104,913	9,024	1964	\$19,695
1189 NE CLEVELAND ST	Clearwater	Non-Profit Charitable Se	\$1,081,102	5,180	1953	\$19,210
207 JEFFORDS ST	Clearwater	Non-Profit Charitable Se	\$1,008,448	3,793	1959	\$19,823
1357 PARK ST	Clearwater	Non-Profit Charitable Se	\$891,590	4,830	2004	\$17,368
1622 TURNER ST	Clearwater	Non-Profit Charitable Se	\$867,679	4,098	2007	\$17,124
1601 CLEARWATER-LARGO RD	Clearwater	Non-Profit Charitable Se	\$817,790	14,000	1974	\$14,939
607 JEFFORDS ST	Clearwater	Non-Profit Charitable Se	\$806,440	4,800	1974	\$15,644
700 DRUID RD E	Clearwater	Non-Profit Charitable Se	\$774,317	12,000	1970	\$15,771
815 CHESTNUT ST	Clearwater	Non-Profit Charitable Se	\$743,174	10,640	1970	\$14,031
1345 PARK ST	Clearwater	Non-Profit Charitable Se	\$742,436	6,060	1958	\$14,461
1211 N BETTY LN	Clearwater	Non-Profit Charitable Se	\$734,000	5,084	2006	\$13,125
2139 NE COACHMAN RD	Clearwater	Non-Profit Charitable Se	\$695,082	5,334	1985	\$13,632
1215 N BETTY LN	Clearwater	Non-Profit Charitable Se	\$690,883	4,864	2004	\$12,432

Address	City	Type	Market Value	Sq Ft	Year	Annual Tax
1112 DRUID RD S	Clearwater	Non-Profit Charitable Se	\$644,037	3,027	1956	\$12,585
210 JEFFORDS ST	Clearwater	Non-Profit Charitable Se	\$538,415	3,924	1960	\$9,784
608 N GARDEN AVE	Clearwater	Non-Profit Charitable Se	\$523,290	3,652	1950	\$10,170
1241 S FT HARRISON AVE	Clearwater	Non-Profit Charitable Se	\$500,000	4,498	1964	\$10,015
1277 OTIS C GREEN DR	Clearwater	Non-Profit Charitable Se	\$418,129	3,024	1955	\$7,707
1140 TURNER ST	Clearwater	Non-Profit Charitable Se	\$374,554	2,412	1954	\$7,121
206 JEFFORDS ST	Clearwater	Non-Profit Charitable Se	\$364,220	1,658	1957	\$7,204
1201 N BETTY LN	Clearwater	Non-Profit Charitable Se	\$273,075	2,223	1962	\$5,245
925 LAKEVIEW RD	Clearwater	Non-Profit Charitable Se	\$198,963	2,000	1979	\$4,221
1402 N MARTIN LUTHER KING JR AVE	Clearwater	Non-Profit Charitable Se	\$135,700	1,170	1949	\$2,487
605 MARSHALL ST	Clearwater	Non-Profit Charitable Se	\$70,000	729	1923	\$1,403

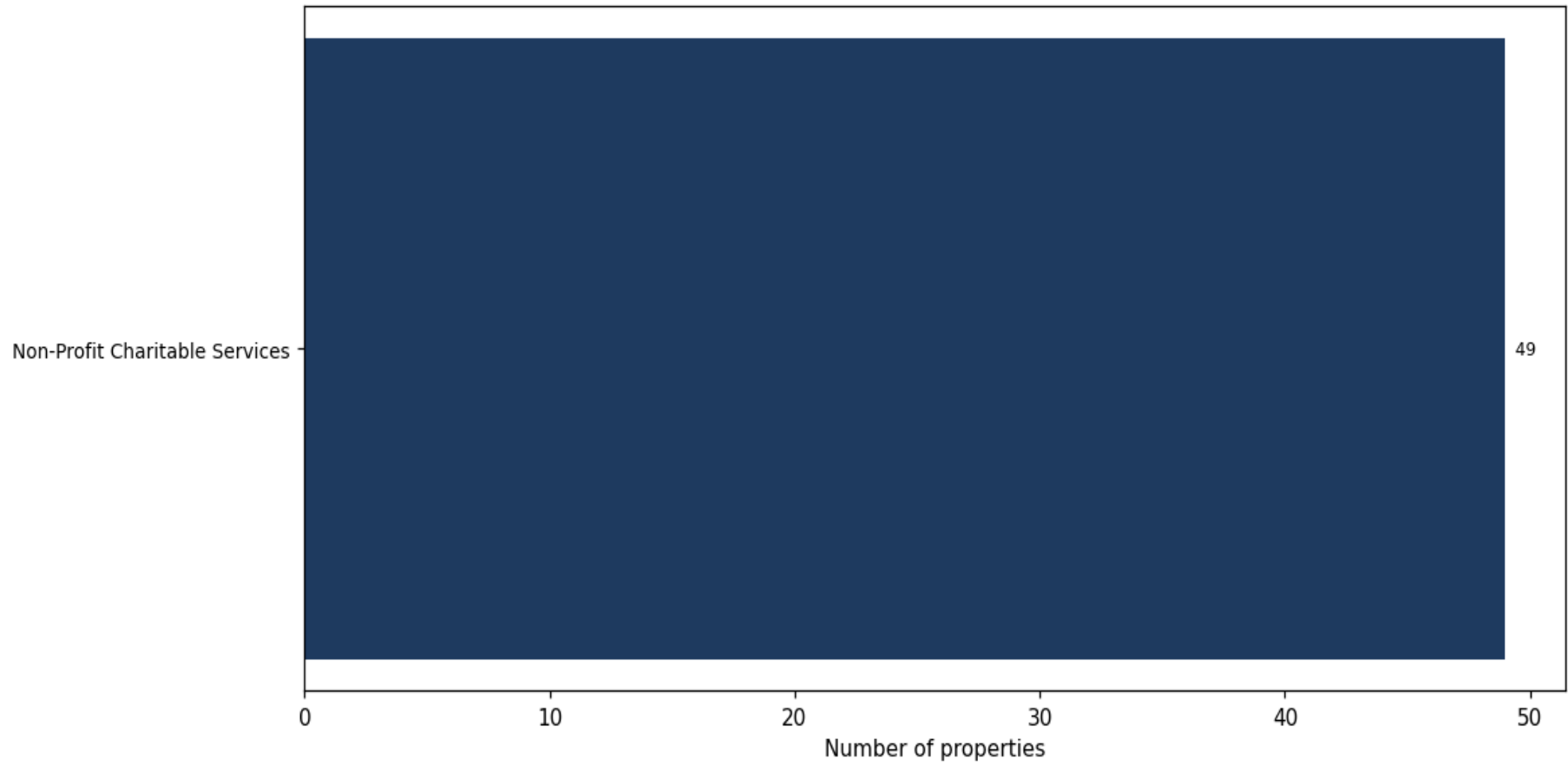
Market value distribution (n=49, top 1% trimmed for readability)



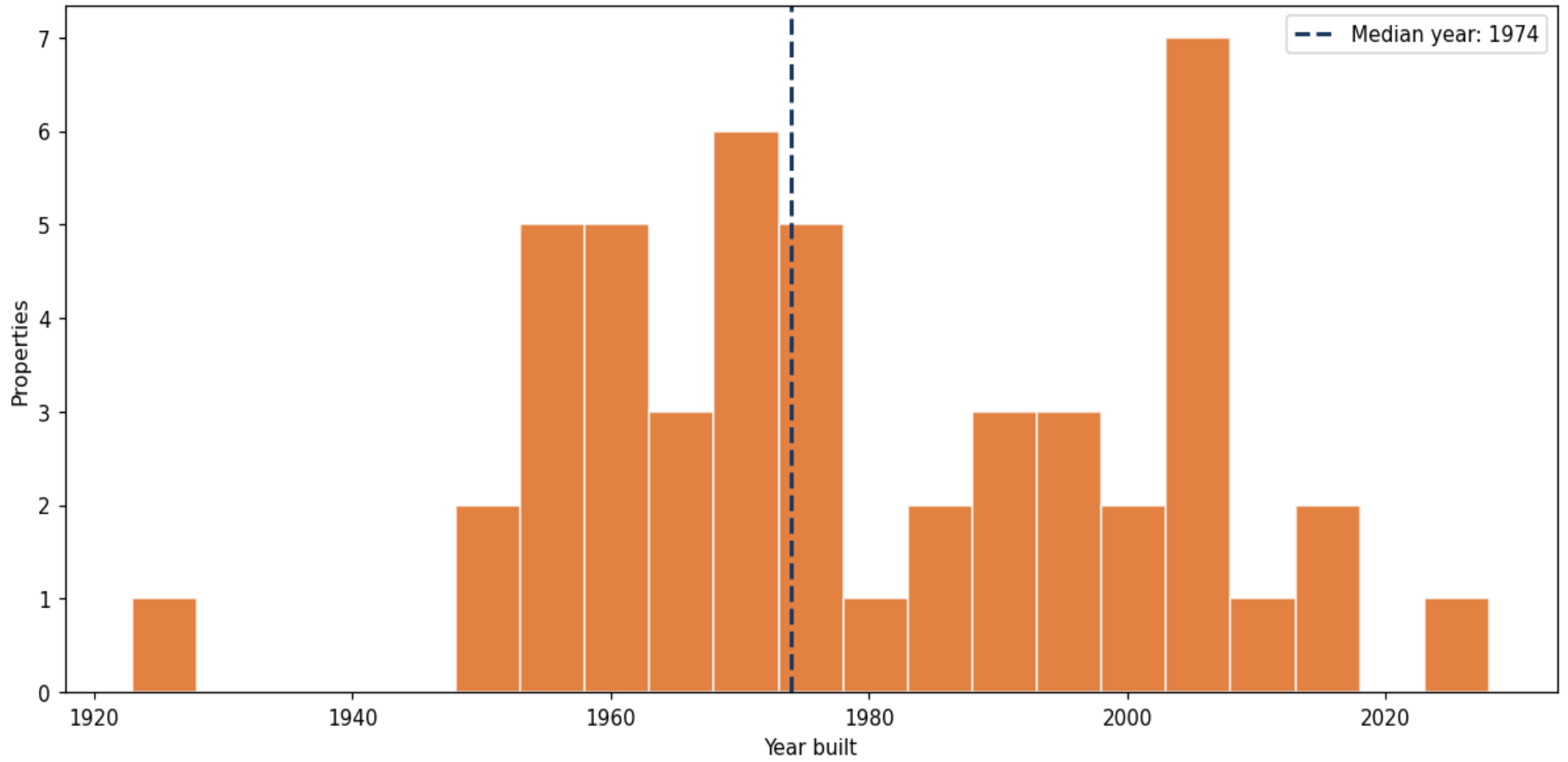
Building size vs. market value (n=47, outliers trimmed)



Top property types by count



Year built distribution (5-year buckets)



Market value vs. assessed value (gap = untaxed appreciation)

