

# Pinellas Property Market Report

40 matching properties • May 30, 2026

Filters applied	Headline numbers
<b>City:</b> Clearwater	<b>Properties matched:</b> 40
<b>Property type:</b> Mobile Home Park (lot rental community / manufactured / campground)	<b>Median market value:</b> \$3,700,000
	<b>Mean market value:</b> \$5,264,222
	<b>Min / Max:</b> \$55,433 / \$24,500,000
	<b>Mean square footage:</b> 3,384

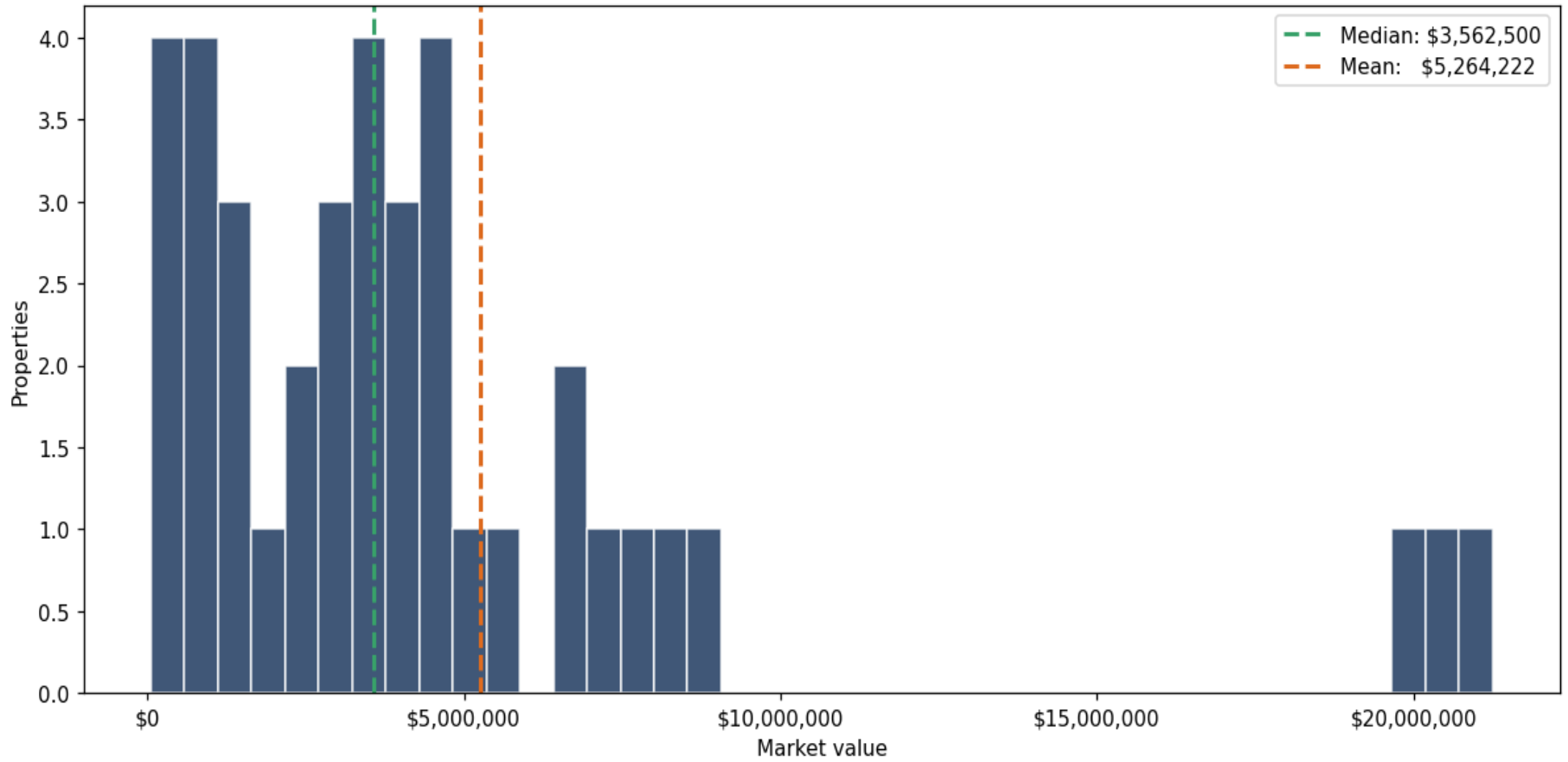
## Top 40 properties by market value

Address	City	Type	Market Value	Sq Ft	Year	Annual Tax
29081 US HIGHWAY 19 N	Clearwater	Mobile Home Park (lot re	\$24,500,000	14,647	2009	\$426,861
2550 STATE ROAD 580	Clearwater	Mobile Home Park (lot re	\$21,250,000	8,853	1970	\$370,237
19709 US HIGHWAY 19 N	Clearwater	Mobile Home Park (lot re	\$20,400,000	6,454	1965	\$394,785
100 N HAMPTON RD	Clearwater	Mobile Home Park (lot re	\$20,000,000	6,931	1984	\$387,044
2346 DRUID RD E	Clearwater	Mobile Home Park (lot re	\$9,000,000	7,297	1960	\$174,170
28488 US HIGHWAY 19 N	Clearwater	Mobile Home Park (lot re	\$8,250,000	4,598	1965	\$146,998
29141 US HIGHWAY 19 N	Clearwater	Mobile Home Park (lot re	\$7,650,000	3,097	1970	\$133,285
1280 LAKEVIEW RD	Clearwater	Mobile Home Park (lot re	\$7,100,000	2,639	1960	\$129,660
14300 66TH ST N	Clearwater	Mobile Home Park (lot re	\$6,725,000	4,780		\$118,850
2266 GULF TO BAY BLVD	Clearwater	Mobile Home Park (lot re	\$6,450,000	4,373	1965	\$124,822
2419 GULF TO BAY BLVD	Clearwater	Mobile Home Park (lot re	\$5,500,000	5,633	1957	\$95,826
6030 150TH AVE N	Clearwater	Mobile Home Park (lot re	\$4,900,000	1,458	1960	\$89,929
16416 US HIGHWAY 19 N	Clearwater	Mobile Home Park (lot re	\$4,750,000	6,006	1964	\$83,946

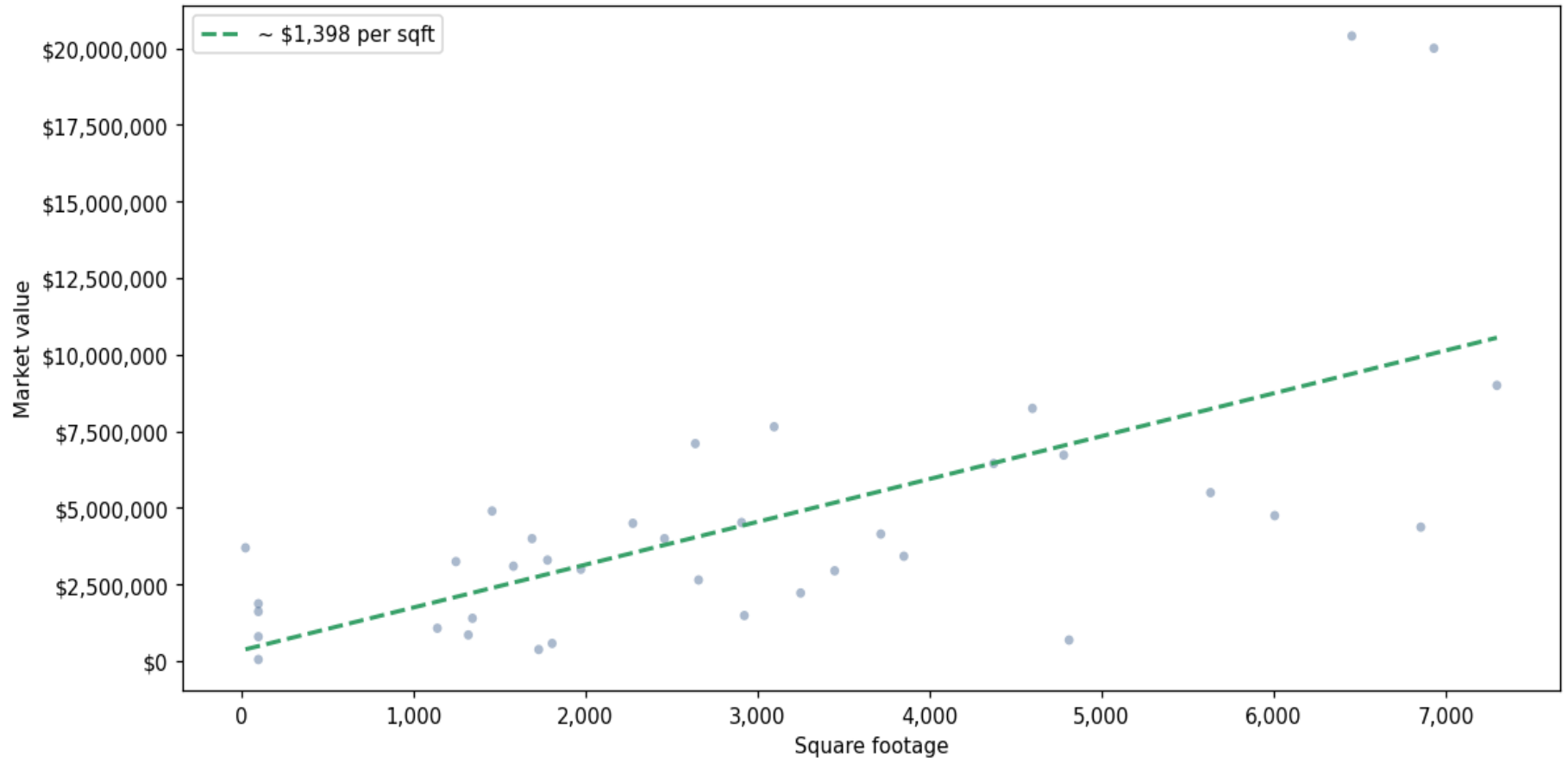
Address	City	Type	Market Value	Sq Ft	Year	Annual Tax
2882 GULF TO BAY BLVD	Clearwater	Mobile Home Park (lot re	\$4,525,000	2,908	1960	\$87,569
2236 GULF TO BAY BLVD	Clearwater	Mobile Home Park (lot re	\$4,500,000	2,276	1960	\$87,085
2946 GULF TO BAY BLVD	Clearwater	Mobile Home Park (lot re	\$4,375,000	6,855	1984	\$84,666
2463 GULF TO BAY BLVD	Clearwater	Mobile Home Park (lot re	\$4,150,000	3,717	1963	\$80,312
2346 DRUID RD E	Clearwater	Mobile Home Park (lot re	\$4,000,000	2,460	1970	\$77,409
2580 NURSERY RD	Clearwater	Mobile Home Park (lot re	\$4,000,000	1,690	1975	\$77,409
2419 GULF TO BAY BLVD	Clearwater	Mobile Home Park (lot re	\$3,700,000	25	1952	\$64,465
5796 ULMERTON RD	Clearwater	Mobile Home Park (lot re	\$3,425,000	3,851	1962	\$62,859
2261 GULF TO BAY BLVD	Clearwater	Mobile Home Park (lot re	\$3,300,000	1,780	1960	\$63,862
2291 GULF TO BAY BLVD	Clearwater	Mobile Home Park (lot re	\$3,250,000	1,248	1953	\$56,624
5860 150TH AVE N	Clearwater	Mobile Home Park (lot re	\$3,100,000	1,582		\$56,894
6250 ROOSEVELT BLVD	Clearwater	Mobile Home Park (lot re	\$3,000,000	1,974	1973	\$55,059
123 S MCMULLEN BOOTH RD	Clearwater	Mobile Home Park (lot re	\$2,950,000	3,449	1961	\$57,089
27554 US HIGHWAY 19 N	Clearwater	Mobile Home Park (lot re	\$2,650,000	2,658	1986	\$47,217
2491 NURSERY RD	Clearwater	Mobile Home Park (lot re	\$2,225,000	3,251	1970	\$43,059
2381 GULF TO BAY BLVD	Clearwater	Mobile Home Park (lot re	\$1,875,000	100	1957	\$32,668
2463 GULF TO BAY BLVD	Clearwater	Mobile Home Park (lot re	\$1,620,000	100	1957	\$31,351
2381 GULF TO BAY BLVD	Clearwater	Mobile Home Park (lot re	\$1,490,000	2,924	1948	\$28,835
2419 GULF TO BAY BLVD # 208	Clearwater	Mobile Home Park (lot re	\$1,400,000	1,344	1960	\$27,093
901 BELLEAIR RD	Clearwater	Mobile Home Park (lot re	\$1,075,000	1,140	1948	\$21,771
2297 GULF TO BAY BLVD	Clearwater	Mobile Home Park (lot re	\$857,022	1,320	1953	\$16,466
512 BRAGINTON ST	Clearwater	Mobile Home Park (lot re	\$800,000	100	1957	\$23,858
716 NEW JERSEY ST	Clearwater	Mobile Home Park (lot re	\$690,000	4,811	1981	\$13,101
1770 CLEARWATER-LARGO RD	Clearwater	Mobile Home Park (lot re	\$580,000	1,807	1947	\$17,231
16860 US HIGHWAY 19 N	Clearwater	Mobile Home Park (lot re	\$380,729	1,729	1970	\$6,680

Address	City	Type	Market Value	Sq Ft	Year	Annual Tax
2882 GULF TO BAY BLVD	Clearwater	Mobile Home Park (lot re	\$120,700			\$2,103
605 BRAGINTON ST	Clearwater	Mobile Home Park (lot re	\$55,433	100	1970	\$1,052

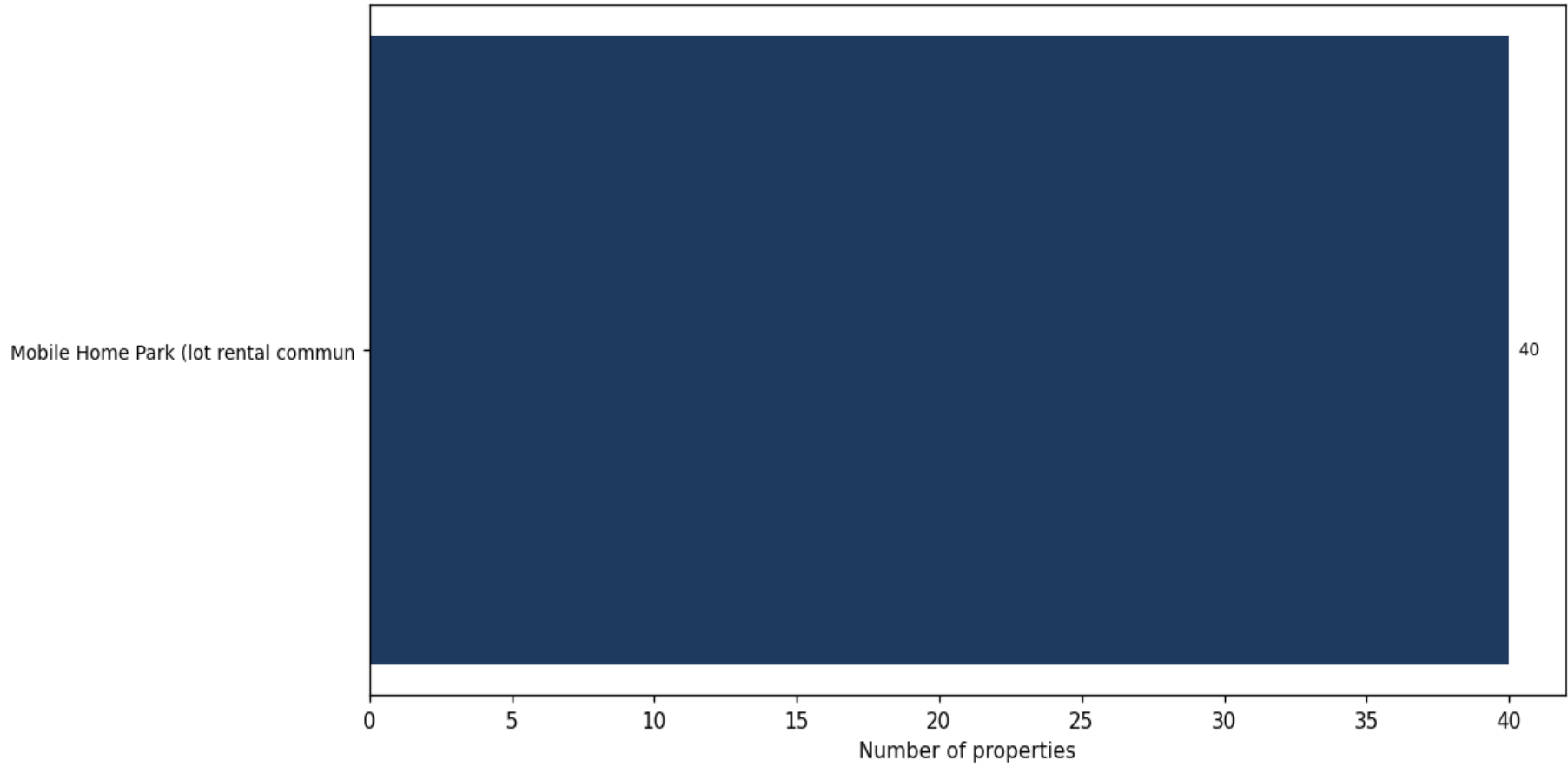
**Market value distribution (n=40, top 1% trimmed for readability)**



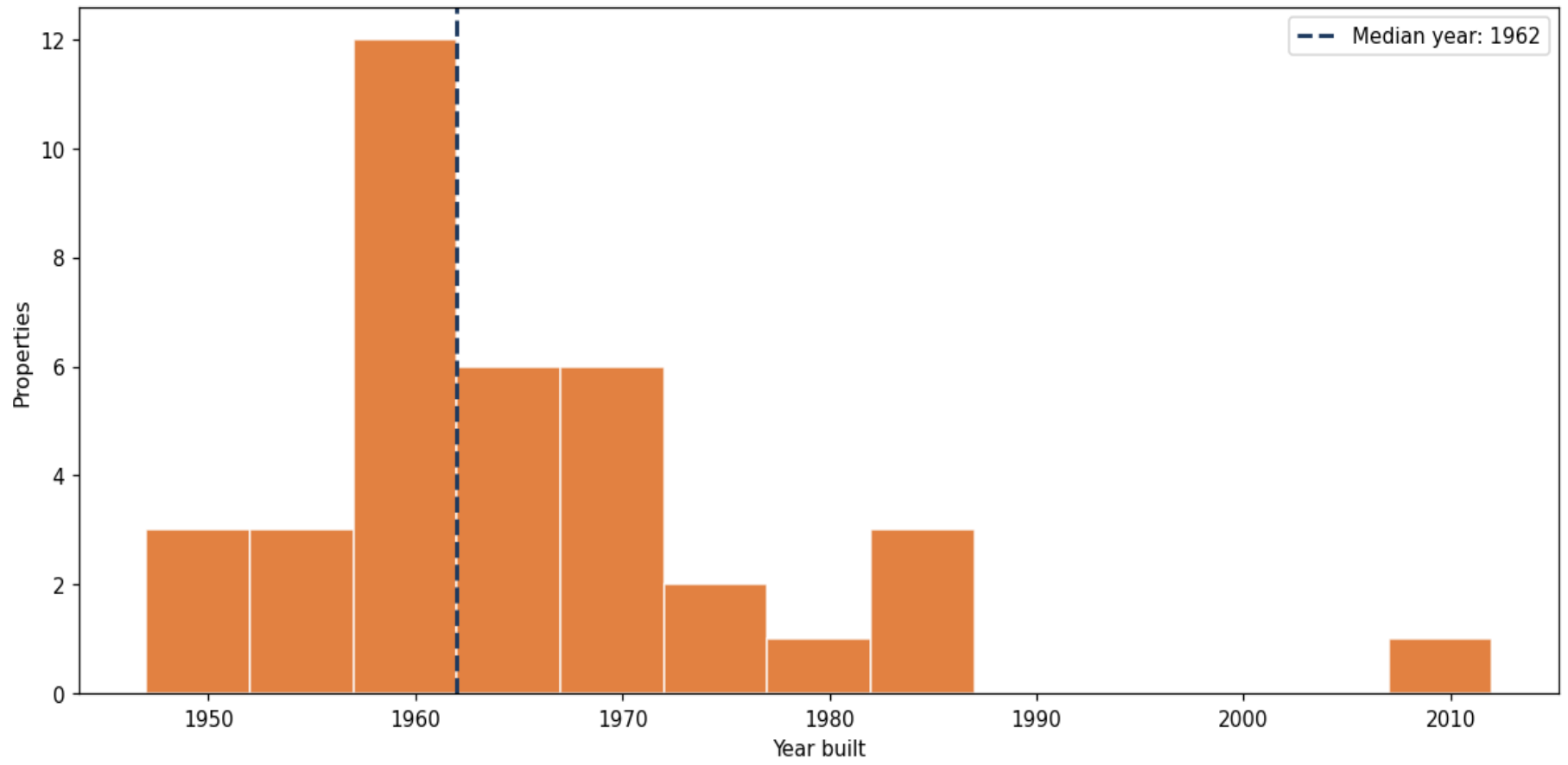
**Building size vs. market value (n=37, outliers trimmed)**



### Top property types by count



**Year built distribution (5-year buckets)**



**Market value vs. assessed value (gap = untaxed appreciation)**

