

Pinellas Property Market Report

33 matching properties • May 30, 2026

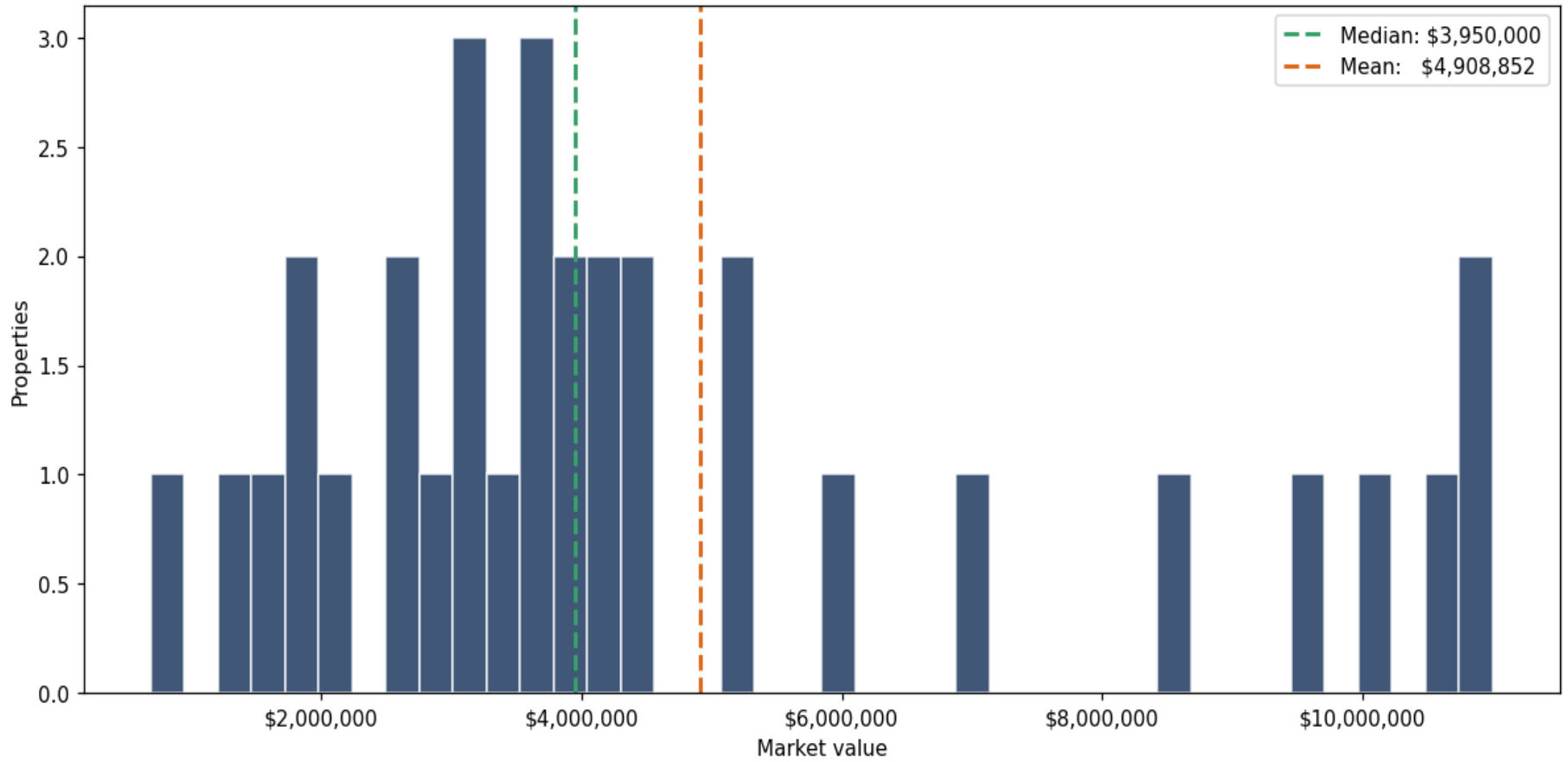
Filters applied	Headline numbers
City: Clearwater	Properties matched: 33
Property type: Mini-Storage Warehouse	Median market value: \$3,950,000
	Mean market value: \$4,908,852
	Min / Max: \$690,000 / \$11,280,000
	Mean square footage: 63,917

Top 33 properties by market value

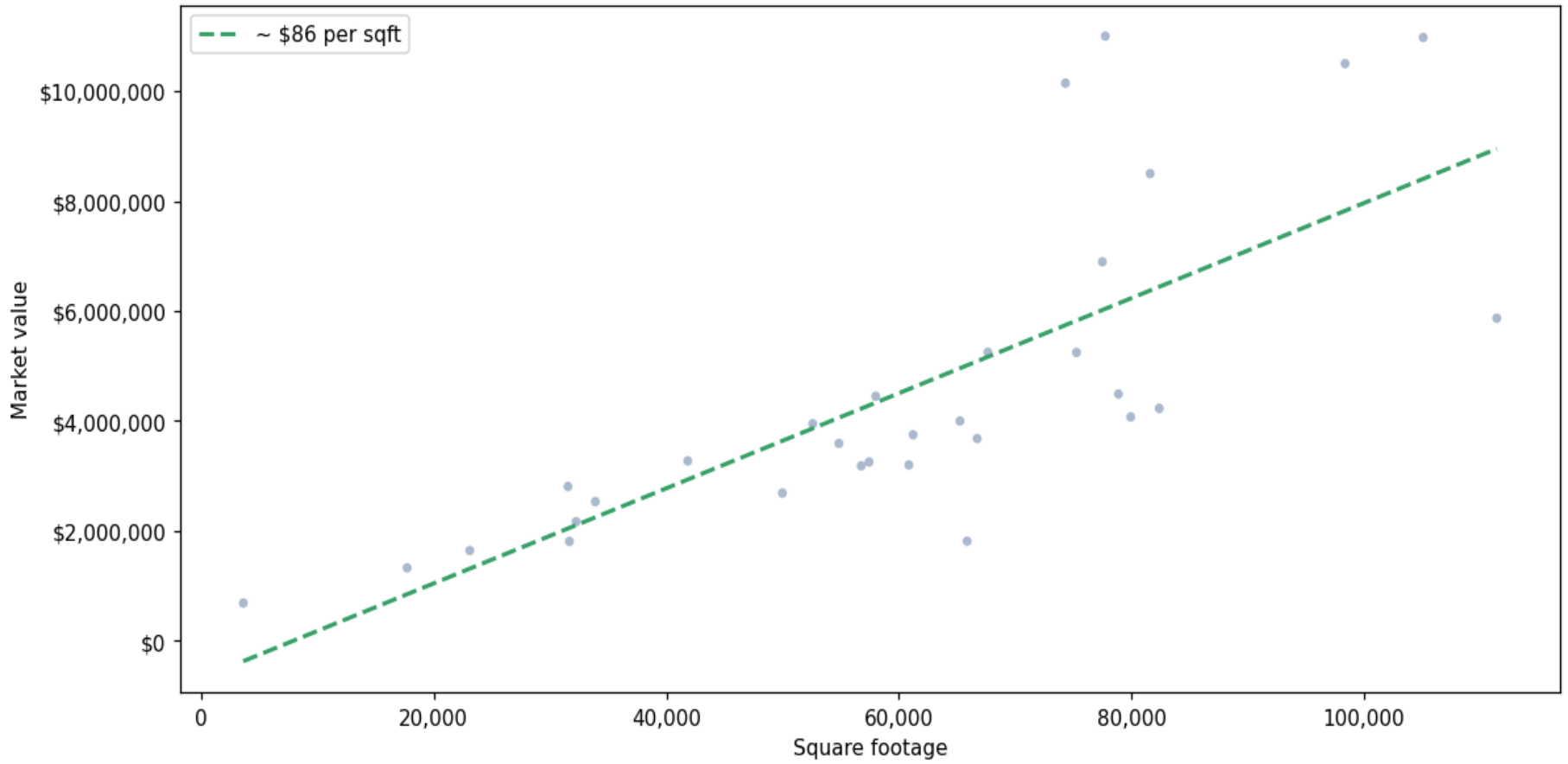
Address	City	Type	Market Value	Sq Ft	Year	Annual Tax
1016 N BELCHER RD	Clearwater	Mini-Storage Warehouse	\$11,280,000	113,400	1999	\$233,291
1660 GULF TO BAY BLVD	Clearwater	Mini-Storage Warehouse	\$11,000,000	77,740	2020	\$213,842
2611 SEVILLE BLVD	Clearwater	Mini-Storage Warehouse	\$10,975,500	105,074	2022	\$212,874
26489 US HIGHWAY 19 N	Clearwater	Mini-Storage Warehouse	\$10,500,000	98,356	2022	\$207,069
28795 US HIGHWAY 19 N	Clearwater	Mini-Storage Warehouse	\$10,145,000	74,313	2021	\$178,167
1426 N MCMULLEN BOOTH RD	Clearwater	Mini-Storage Warehouse	\$9,700,000	120,835	2001	\$188,781
1000 S MYRTLE AVE	Clearwater	Mini-Storage Warehouse	\$8,500,000	81,593	2020	\$167,600
1850 N HERCULES AVE	Clearwater	Mini-Storage Warehouse	\$6,895,000	77,486	1977	\$121,647
14770 66TH ST N	Clearwater	Mini-Storage Warehouse	\$5,870,000	111,402	1987	\$105,437
18524 US HIGHWAY 19 N	Clearwater	Mini-Storage Warehouse	\$5,250,000	67,637	2001	\$102,567
111 N MYRTLE AVE	Clearwater	Mini-Storage Warehouse	\$5,246,000	75,261	2000	\$109,415
24275 US HIGHWAY 19 N	Clearwater	Mini-Storage Warehouse	\$4,490,000	78,870	1984	\$87,220
2180 DREW ST	Clearwater	Mini-Storage Warehouse	\$4,450,000	57,996	2001	\$78,055

Address	City	Type	Market Value	Sq Ft	Year	Annual Tax
14220 66TH ST N	Clearwater	Mini-Storage Warehouse	\$4,230,000	82,375	1976	\$80,412
5830 ULMERTON RD	Clearwater	Mini-Storage Warehouse	\$4,075,000	79,920	1975	\$70,200
29712 US HIGHWAY 19 N	Clearwater	Mini-Storage Warehouse	\$4,000,000	65,240	1984	\$74,390
1844 N BELCHER RD	Clearwater	Mini-Storage Warehouse	\$3,950,000	52,580	1988	\$70,040
29656 US HIGHWAY 19 N	Clearwater	Mini-Storage Warehouse	\$3,750,000	61,210	1966	\$69,668
1217 LAKEVIEW RD	Clearwater	Mini-Storage Warehouse	\$3,682,000	66,721	1979	\$71,603
5190 ULMERTON RD	Clearwater	Mini-Storage Warehouse	\$3,593,000	54,835	2001	\$66,676
1505 S FT HARRISON AVE	Clearwater	Mini-Storage Warehouse	\$3,275,000	41,837	1998	\$64,056
16079 US HIGHWAY 19 N	Clearwater	Mini-Storage Warehouse	\$3,255,000	57,428	1981	\$62,400
18946 US HIGHWAY 19 N	Clearwater	Mini-Storage Warehouse	\$3,201,100	60,849	1977	\$65,797
20865 US HIGHWAY 19 N	Clearwater	Mini-Storage Warehouse	\$3,185,000	56,750	1980	\$62,411
28420 US HIGHWAY 19 N	Clearwater	Mini-Storage Warehouse	\$2,810,000	31,530	1954	\$50,157
1609 HIGHLAND AVE	Clearwater	Mini-Storage Warehouse	\$2,690,000	49,975	1986	\$52,255
23917 US HIGHWAY 19 N	Clearwater	Mini-Storage Warehouse	\$2,535,000	33,884	1996	\$50,045
1861 N HIGHLAND AVE	Clearwater	Mini-Storage Warehouse	\$2,170,000	32,235	1984	\$42,826
1945 SUNSET POINT RD	Clearwater	Mini-Storage Warehouse	\$1,814,515	65,860	2025	\$96,000
2166 DREW ST	Clearwater	Mini-Storage Warehouse	\$1,810,000	31,658	1982	\$46,736
1381 N MYRTLE AVE	Clearwater	Mini-Storage Warehouse	\$1,645,000	23,087	1986	\$33,092
2080 PALMETTO ST	Clearwater	Mini-Storage Warehouse	\$1,330,000	17,700	1973	\$25,642
23917 US HIGHWAY 19 N	Clearwater	Mini-Storage Warehouse	\$690,000	3,615	1958	\$13,392

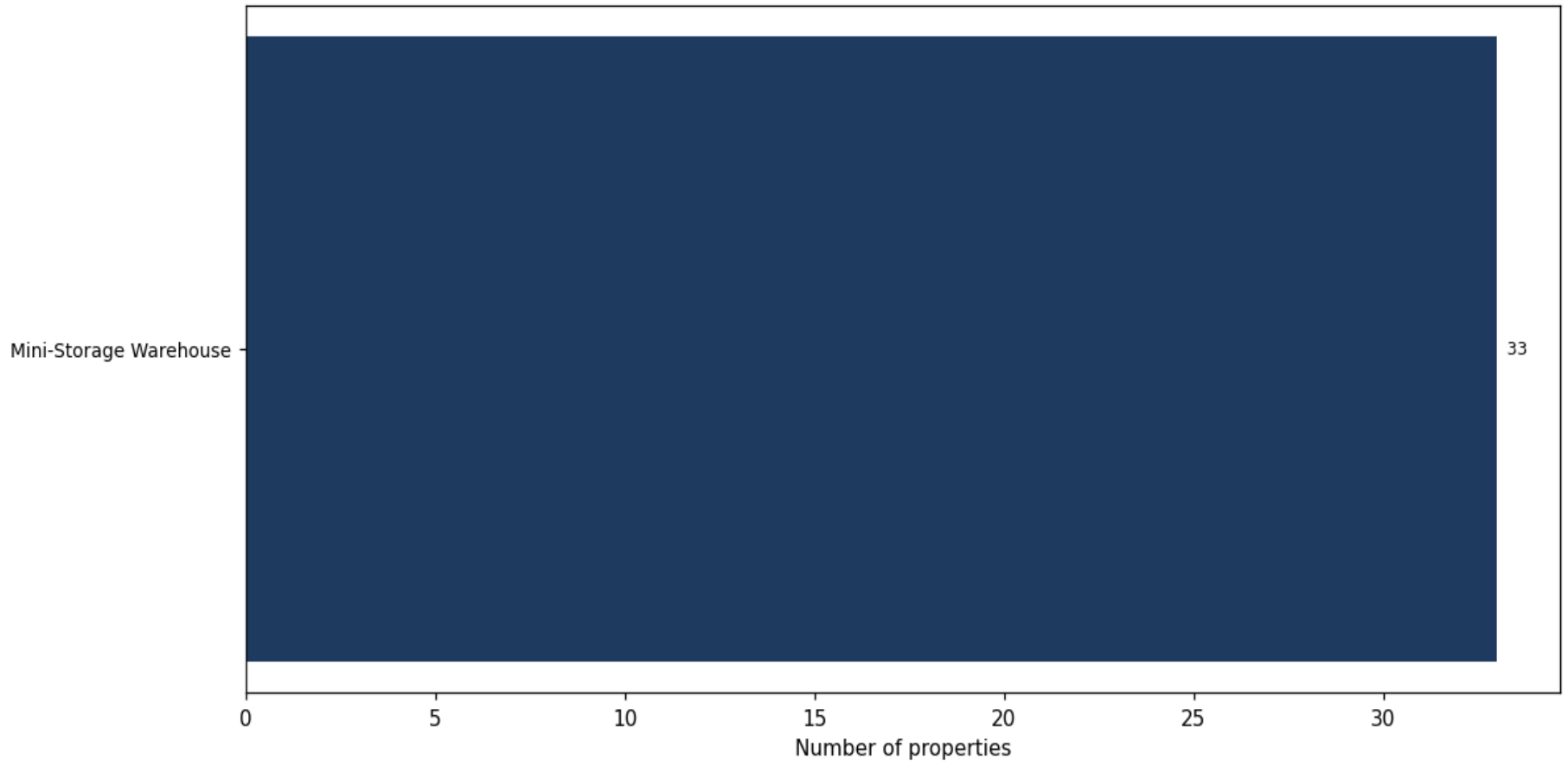
Market value distribution (n=33, top 1% trimmed for readability)



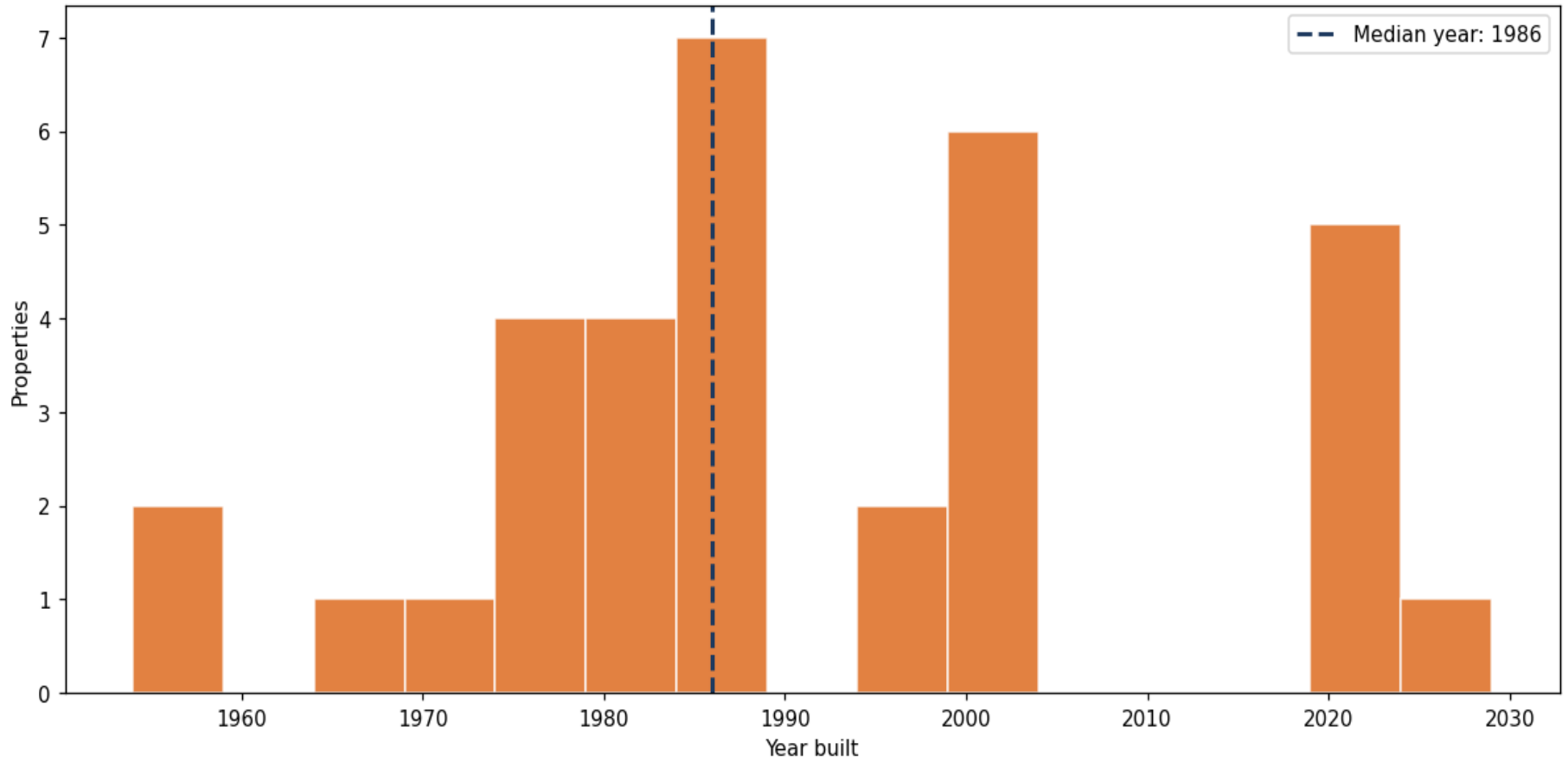
Building size vs. market value (n=31, outliers trimmed)



Top property types by count



Year built distribution (5-year buckets)



Market value vs. assessed value (gap = untaxed appreciation)

