

# Pinellas Property Market Report

166 matching properties • May 30, 2026

| Filters applied  | Headline numbers                          |
|--|---|
| <b>City:</b> Clearwater                                | <b>Properties matched:</b> 166            |
| <b>Property type:</b> Medical Office Building - single | <b>Median market value:</b> \$625,000     |
|  | <b>Mean market value:</b> \$1,192,793     |
|  | <b>Min / Max:</b> \$32,130 / \$21,170,000 |
|  | <b>Mean square footage:</b> 7,348         |

## Top 166 properties by market value

| Address                  | City       | Type                    | Market Value | Sq Ft   | Year | Annual Tax |
|--------------------------|------------|-------------------------|--------------|---------|------|------------|
| 1240 S FT HARRISON AVE   | Clearwater | Medical Office Building | \$21,170,000 | 101,981 |      | \$409,686  |
| 430 MORTON PLANT ST      | Clearwater | Medical Office Building | \$15,620,000 | 90,917  | 2004 | \$302,281  |
| 3280 N MCMULLEN BOOTH RD | Clearwater | Medical Office Building | \$11,500,000 | 43,124  | 2011 | \$222,550  |
| 26286 US HIGHWAY 19 N    | Clearwater | Medical Office Building | \$5,640,000  | 44,192  | 1984 | \$130,627  |
| 2650 LANDMARK DR         | Clearwater | Medical Office Building | \$4,200,000  | 32,788  | 2010 | \$81,279   |
| 2339 GULF TO BAY BLVD    | Clearwater | Medical Office Building | \$3,650,000  | 11,355  | 2014 | \$70,636   |
| 29296 US HIGHWAY 19 N    | Clearwater | Medical Office Building | \$3,570,000  | 17,220  | 1973 | \$63,610   |
| 26034 US HIGHWAY 19 N    | Clearwater | Medical Office Building | \$3,050,000  | 18,466  | 1991 | \$59,024   |
| 3220 N MCMULLEN BOOTH RD | Clearwater | Medical Office Building | \$3,030,000  | 16,568  | 2020 | \$58,637   |
| 1988 GULF TO BAY BLVD    | Clearwater | Medical Office Building | \$2,880,000  | 22,725  | 1974 | \$55,734   |
| 2111 DREW ST             | Clearwater | Medical Office Building | \$2,690,000  | 13,442  | 1975 | \$52,057   |
| 1055 S FT HARRISON AVE   | Clearwater | Medical Office Building | \$2,675,000  | 15,087  | 1995 | \$51,767   |
| 1330 S MISSOURI AVE      | Clearwater | Medical Office Building | \$2,535,000  | 20,442  | 1960 | \$49,058   |

| Address                          | City       | Type                    | Market Value | Sq Ft  | Year | Annual Tax |
|----------------------------------|------------|-------------------------|--------------|--------|------|------------|
| 2251 DREW ST                     | Clearwater | Medical Office Building | \$2,530,000  | 15,966 | 1985 | \$48,961   |
| 501 S FT HARRISON AVE            | Clearwater | Medical Office Building | \$2,530,000  | 15,084 | 1963 | \$51,415   |
| 1106 DRUID RD S                  | Clearwater | Medical Office Building | \$2,470,000  | 19,432 | 1977 | \$47,800   |
| 2375 CURLEW RD                   | Clearwater | Medical Office Building | \$2,275,000  | 6,172  | 1985 | \$40,536   |
| 2481 SUNSET POINT RD             | Clearwater | Medical Office Building | \$2,140,000  | 7,430  | 2001 | \$41,414   |
| 26338 US HIGHWAY 19 N            | Clearwater | Medical Office Building | \$2,140,000  | 13,878 | 1985 | \$41,414   |
| 612 DRUID RD E                   | Clearwater | Medical Office Building | \$2,115,000  | 14,424 | 2009 | \$40,930   |
| 2451 ENTERPRISE RD               | Clearwater | Medical Office Building | \$2,040,000  | 16,218 | 1981 | \$39,478   |
| 1260 S MARTIN LUTHER KING JR AVE | Clearwater | Medical Office Building | \$2,030,000  | 13,368 | 1984 | \$39,285   |
| 1573 S FT HARRISON AVE           | Clearwater | Medical Office Building | \$2,020,000  | 12,620 | 1964 | \$39,091   |
| 3001 EASTLAND BLVD               | Clearwater | Medical Office Building | \$1,920,000  | 14,658 | 1985 | \$37,156   |
| 921 S MISSOURI AVE               | Clearwater | Medical Office Building | \$1,860,000  | 3,430  | 1984 | \$35,995   |
| 617 LAKEVIEW RD                  | Clearwater | Medical Office Building | \$1,750,000  | 15,024 | 1985 | \$33,866   |
| 1233 S MYRTLE AVE                | Clearwater | Medical Office Building | \$1,730,000  | 14,527 | 1998 | \$33,576   |
| 2250 DREW ST                     | Clearwater | Medical Office Building | \$1,520,000  | 10,900 | 1990 | \$29,415   |
| 301 TURNER ST                    | Clearwater | Medical Office Building | \$1,500,000  | 8,550  | 1982 | \$29,028   |
| 915 CHESTNUT ST                  | Clearwater | Medical Office Building | \$1,495,000  | 14,404 | 1988 | \$30,382   |
| 508 JEFFORDS ST # C              | Clearwater | Medical Office Building | \$1,440,000  | 10,652 | 1985 | \$27,867   |
| 19919 US HIGHWAY 19 N            | Clearwater | Medical Office Building | \$1,380,000  | 7,188  | 1970 | \$26,706   |
| 2560 ENTERPRISE RD               | Clearwater | Medical Office Building | \$1,375,000  | 5,972  | 1980 | \$26,609   |
| 1122 DRUID RD E                  | Clearwater | Medical Office Building | \$1,360,000  | 7,221  | 1979 | \$26,319   |
| 1608 GULF TO BAY BLVD            | Clearwater | Medical Office Building | \$1,330,000  | 4,882  | 2014 | \$25,738   |
| 2701 PARK DR                     | Clearwater | Medical Office Building | \$1,310,000  | 10,634 | 1975 | \$23,341   |
| 601 S BELCHER RD                 | Clearwater | Medical Office Building | \$1,300,000  | 6,978  | 1989 | \$25,158   |
| 1825 SUNSET POINT RD             | Clearwater | Medical Office Building | \$1,290,000  | 7,976  | 1974 | \$24,964   |

| Address               | City       | Type                    | Market Value | Sq Ft  | Year | Annual Tax |
|-----------------------|------------|-------------------------|--------------|--------|------|------------|
| 24639 US HIGHWAY 19 N | Clearwater | Medical Office Building | \$1,250,000  | 3,012  | 1981 | \$24,190   |
| 402 JEFFORDS ST       | Clearwater | Medical Office Building | \$1,240,000  | 13,200 | 1976 | \$23,997   |
| 29335 US HIGHWAY 19 N | Clearwater | Medical Office Building | \$1,235,000  | 5,016  | 1986 | \$23,900   |
| 2230 DREW ST          | Clearwater | Medical Office Building | \$1,205,000  | 9,922  | 1982 | \$23,319   |
| 906 N BELCHER RD      | Clearwater | Medical Office Building | \$1,165,500  | 4,603  | 2018 | \$22,555   |
| 2521 COUNTRYSIDE BLVD | Clearwater | Medical Office Building | \$1,150,000  | 6,510  | 1980 | \$22,255   |
| 2720 SUMMERDALE DR    | Clearwater | Medical Office Building | \$1,135,000  | 5,312  | 2013 | \$19,775   |
| 1201 S MYRTLE AVE     | Clearwater | Medical Office Building | \$1,120,000  | 3,561  | 1963 | \$21,674   |
| 1390 S MISSOURI AVE   | Clearwater | Medical Office Building | \$1,100,000  | 6,540  | 1975 | \$21,287   |
| 831 N HERCULES AVE    | Clearwater | Medical Office Building | \$1,090,000  | 5,894  | 1986 | \$21,094   |
| 1528 LAKEVIEW RD      | Clearwater | Medical Office Building | \$1,045,000  | 10,196 | 1985 | \$20,223   |
| 26812 US HIGHWAY 19 N | Clearwater | Medical Office Building | \$1,010,000  | 7,060  | 1983 | \$19,546   |
| 604 DRUID RD E        | Clearwater | Medical Office Building | \$985,000    | 3,287  | 1975 | \$19,062   |
| 616 E ST              | Clearwater | Medical Office Building | \$985,000    | 11,713 | 1984 | \$19,062   |
| 1290 S MISSOURI AVE   | Clearwater | Medical Office Building | \$975,000    | 9,594  | 1974 | \$18,868   |
| 510 DRUID RD E        | Clearwater | Medical Office Building | \$972,500    | 8,530  | 1981 | \$19,662   |
| 2150 CLEVELAND ST     | Clearwater | Medical Office Building | \$960,000    | 5,054  | 1979 | \$18,578   |
| 25 N MAIN AVE         | Clearwater | Medical Office Building | \$939,500    | 5,647  | 1980 | \$19,444   |
| 1840 N HIGHLAND AVE   | Clearwater | Medical Office Building | \$935,000    | 7,816  | 1972 | \$18,094   |
| 300 JEFFORDS ST       | Clearwater | Medical Office Building | \$930,000    | 7,273  | 1977 | \$17,998   |
| 1007 JEFFORDS ST      | Clearwater | Medical Office Building | \$920,000    | 5,676  | 1972 | \$17,804   |
| 613 S MYRTLE AVE      | Clearwater | Medical Office Building | \$920,000    | 8,800  | 1934 | \$17,804   |
| 2665 STATE ROAD 580   | Clearwater | Medical Office Building | \$915,000    | 4,594  | 2002 | \$17,707   |
| 1124 LAKEVIEW RD      | Clearwater | Medical Office Building | \$915,000    | 8,303  | 1991 | \$17,707   |
| 2450 SUNSET POINT RD  | Clearwater | Medical Office Building | \$895,000    | 6,440  | 1974 | \$17,320   |

| Address                | City       | Type                    | Market Value | Sq Ft | Year | Annual Tax |
|------------------------|------------|-------------------------|--------------|-------|------|------------|
| 609 LAKEVIEW RD        | Clearwater | Medical Office Building | \$865,000    | 5,563 | 1985 | \$16,740   |
| 711 S BELCHER RD       | Clearwater | Medical Office Building | \$860,000    | 4,563 | 1976 | \$16,643   |
| 645 BAYWAY BLVD        | Clearwater | Medical Office Building | \$820,000    | 2,330 | 1966 | \$16,662   |
| 2461 ENTERPRISE RD # A | Clearwater | Medical Office Building | \$805,500    | 5,184 | 1982 | \$15,588   |
| 706 S FT HARRISON AVE  | Clearwater | Medical Office Building | \$800,000    | 3,750 | 1958 | \$15,482   |
| 125 S BELCHER RD       | Clearwater | Medical Office Building | \$795,000    | 6,398 | 1959 | \$15,385   |
| 1221 EWING AVE         | Clearwater | Medical Office Building | \$770,000    | 4,608 | 2009 | \$14,901   |
| 2565 ENTERPRISE RD     | Clearwater | Medical Office Building | \$760,000    | 4,786 | 1980 | \$14,708   |
| 1940 DREW ST           | Clearwater | Medical Office Building | \$755,000    | 4,086 | 1946 | \$14,611   |
| 2226 DRUID RD E        | Clearwater | Medical Office Building | \$755,000    | 5,658 | 1978 | \$14,611   |
| 1010 JEFFORDS ST       | Clearwater | Medical Office Building | \$735,000    | 4,314 | 2001 | \$14,224   |
| 1266 TURNER ST         | Clearwater | Medical Office Building | \$725,000    | 8,084 | 1970 | \$14,030   |
| 1011 JEFFORDS ST # C   | Clearwater | Medical Office Building | \$720,000    | 6,468 | 1972 | \$13,934   |
| 1481 BELLEAIR RD       | Clearwater | Medical Office Building | \$700,000    | 2,850 | 1960 | \$12,981   |
| 1330 S BELCHER RD      | Clearwater | Medical Office Building | \$695,000    | 5,303 | 1971 | \$13,450   |
| 2118 DREW ST           | Clearwater | Medical Office Building | \$690,000    | 5,320 | 1982 | \$13,353   |
| 2745 STATE ROAD 580    | Clearwater | Medical Office Building | \$675,000    | 4,400 | 1990 | \$13,063   |
| 1211 REYNOLDS AVE      | Clearwater | Medical Office Building | \$625,500    | 4,418 | 1969 | \$12,105   |
| 1456 JORDAN HILLS CT   | Clearwater | Medical Office Building | \$625,000    | 6,072 | 1985 | \$12,095   |
| 2238 DREW ST           | Clearwater | Medical Office Building | \$625,000    | 3,772 | 1976 | \$12,095   |
| 1000 S FT HARRISON AVE | Clearwater | Medical Office Building | \$625,000    | 4,952 | 1950 | \$12,095   |
| 505 DRUID RD E         | Clearwater | Medical Office Building | \$610,000    | 3,871 | 1993 | \$11,805   |
| 2194 DREW ST           | Clearwater | Medical Office Building | \$610,000    | 4,158 | 1979 | \$11,805   |
| 2165 PALMETTO ST       | Clearwater | Medical Office Building | \$595,000    | 2,940 | 2010 | \$11,515   |
| 1245 ROGERS ST         | Clearwater | Medical Office Building | \$580,000    | 3,892 | 1978 | \$11,224   |

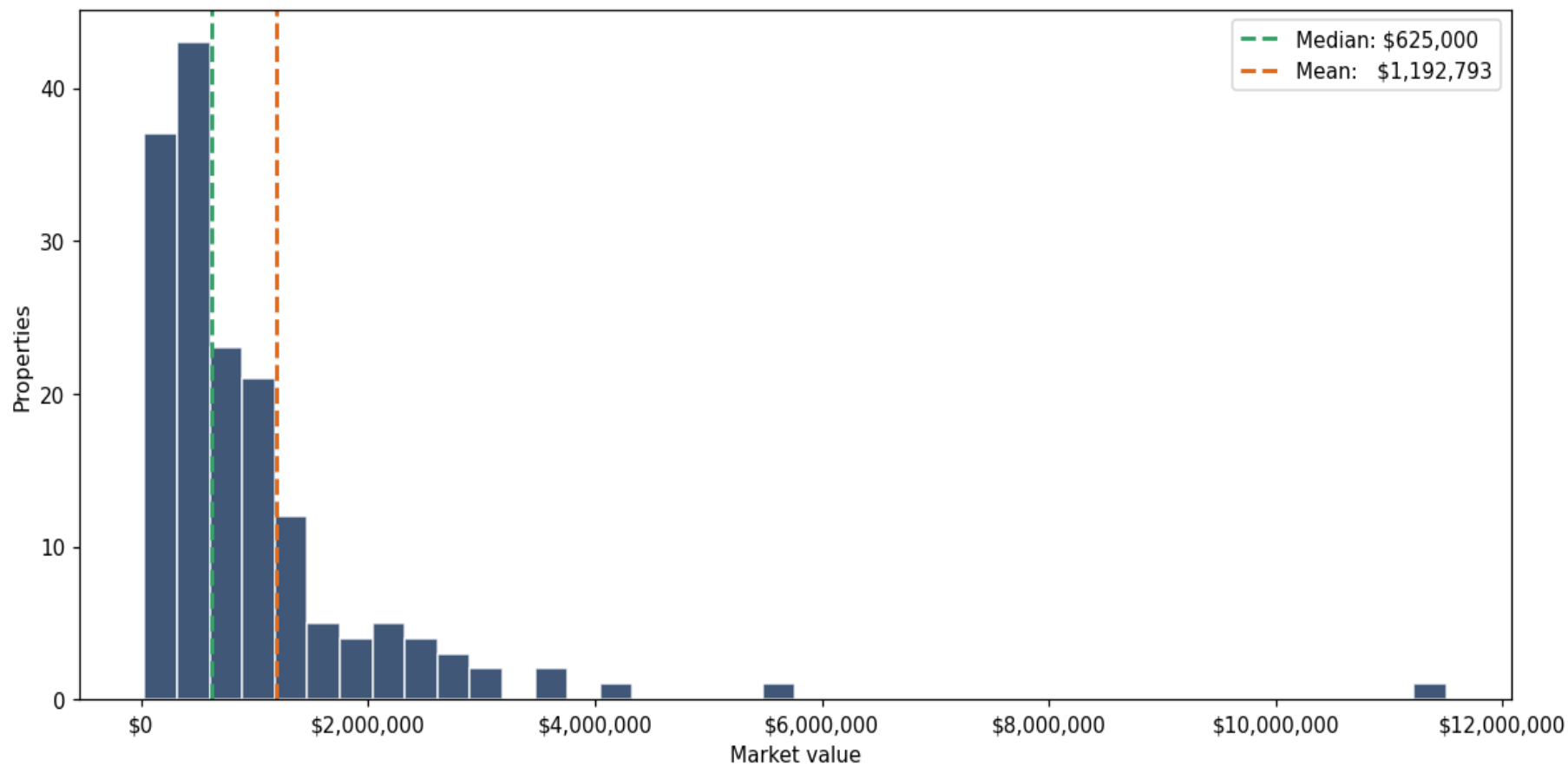
| Address                | City       | Type                    | Market Value | Sq Ft | Year | Annual Tax |
|------------------------|------------|-------------------------|--------------|-------|------|------------|
| 1453 SUNSET POINT RD   | Clearwater | Medical Office Building | \$560,500    | 4,200 | 1994 | \$10,847   |
| 1012 DRUID RD E        | Clearwater | Medical Office Building | \$560,000    | 4,575 | 1958 | \$10,837   |
| 2 N BELCHER RD         | Clearwater | Medical Office Building | \$560,000    | 3,296 | 1982 | \$10,837   |
| 2651 SUNSET POINT RD   | Clearwater | Medical Office Building | \$556,500    | 2,351 | 1953 | \$9,696    |
| 1217 EWING AVE         | Clearwater | Medical Office Building | \$540,000    | 4,695 | 1980 | \$10,450   |
| 201 TURNER ST          | Clearwater | Medical Office Building | \$520,000    | 1,990 | 1937 | \$10,063   |
| 2127 NE COACHMAN RD    | Clearwater | Medical Office Building | \$520,000    | 3,407 | 1983 | \$10,063   |
| 1251 LAKEVIEW RD       | Clearwater | Medical Office Building | \$515,000    | 5,060 | 1973 | \$9,966    |
| 3006 GULF TO BAY BLVD  | Clearwater | Medical Office Building | \$500,000    | 2,162 | 1984 | \$9,676    |
| 1651 RAINBOW DR        | Clearwater | Medical Office Building | \$495,000    | 3,400 | 1991 | \$9,579    |
| 1173 TURNER ST         | Clearwater | Medical Office Building | \$490,000    | 3,372 | 2005 | \$9,483    |
| 2724 PARK DR           | Clearwater | Medical Office Building | \$489,500    | 2,518 | 1978 | \$7,501    |
| 133 N FT HARRISON AVE  | Clearwater | Medical Office Building | \$485,500    | 3,821 | 1959 | \$9,866    |
| 2740 CURLEW RD         | Clearwater | Medical Office Building | \$485,000    | 3,372 | 1980 | \$8,450    |
| 1330 S FT HARRISON AVE | Clearwater | Medical Office Building | \$480,000    | 2,988 | 1986 | \$9,289    |
| 2500 SUNSET POINT RD   | Clearwater | Medical Office Building | \$470,000    | 1,863 | 1963 | \$9,096    |
| 1107 S MYRTLE AVE      | Clearwater | Medical Office Building | \$455,000    | 3,200 | 1983 | \$8,805    |
| 1433 COURT ST          | Clearwater | Medical Office Building | \$440,000    | 3,005 | 1971 | \$8,515    |
| 417 CORBETT ST         | Clearwater | Medical Office Building | \$435,000    | 3,510 | 1983 | \$8,418    |
| 1000 LAKEVIEW RD       | Clearwater | Medical Office Building | \$425,000    | 4,200 | 1975 | \$8,225    |
| 2505 ENTERPRISE RD     | Clearwater | Medical Office Building | \$425,000    | 2,560 | 1981 | \$8,225    |
| 1961 DREW ST           | Clearwater | Medical Office Building | \$425,000    | 3,154 | 1971 | \$8,225    |
| 1430 S BELCHER RD      | Clearwater | Medical Office Building | \$425,000    | 3,196 | 1985 | \$8,225    |
| 1000 LAKEVIEW RD       | Clearwater | Medical Office Building | \$422,500    | 4,000 | 1981 | \$8,176    |
| 1399 HAMLET AVE        | Clearwater | Medical Office Building | \$415,000    | 2,413 | 1982 | \$8,031    |

| Address                | City       | Type                    | Market Value | Sq Ft | Year | Annual Tax |
|------------------------|------------|-------------------------|--------------|-------|------|------------|
| 2763 STATE ROAD 580    | Clearwater | Medical Office Building | \$410,000    | 2,400 | 1990 | \$7,934    |
| 1100 S FT HARRISON AVE | Clearwater | Medical Office Building | \$405,000    | 3,390 | 1969 | \$7,838    |
| 1005 PINELLAS ST       | Clearwater | Medical Office Building | \$405,000    | 2,984 | 1992 | \$7,838    |
| 1455 SUNSET POINT RD   | Clearwater | Medical Office Building | \$405,000    | 3,800 | 1970 | \$7,838    |
| 2378 SUNSET POINT RD   | Clearwater | Medical Office Building | \$405,000    | 2,730 | 1973 | \$7,838    |
| 1000 COURT ST          | Clearwater | Medical Office Building | \$396,500    | 2,438 | 1954 | \$7,673    |
| 708 DRUID RD E         | Clearwater | Medical Office Building | \$395,000    | 3,140 | 1968 | \$7,644    |
| 1511 LAKEVIEW RD       | Clearwater | Medical Office Building | \$385,000    | 2,004 | 1954 | \$7,451    |
| 1320 S FT HARRISON AVE | Clearwater | Medical Office Building | \$385,000    | 2,450 | 1952 | \$7,451    |
| 814 CHESTNUT ST        | Clearwater | Medical Office Building | \$365,000    | 1,968 | 1975 | \$7,661    |
| 1011 JEFFORDS ST # B   | Clearwater | Medical Office Building | \$365,000    | 3,292 | 1972 | \$7,064    |
| 2720 PARK DR           | Clearwater | Medical Office Building | \$360,000    | 1,874 | 2001 | \$6,414    |
| 1105 S FT HARRISON AVE | Clearwater | Medical Office Building | \$350,000    | 3,080 | 1977 | \$6,773    |
| 900 N BELCHER RD       | Clearwater | Medical Office Building | \$340,000    | 2,040 | 1955 | \$6,580    |
| 2420 STATE ROAD 580    | Clearwater | Medical Office Building | \$326,500    | 2,300 | 1960 | \$5,689    |
| 2424 SUNSET POINT RD   | Clearwater | Medical Office Building | \$325,000    | 1,884 | 1959 | \$5,915    |
| 1935 DREW ST           | Clearwater | Medical Office Building | \$318,500    | 3,024 | 1956 | \$6,164    |
| 1555 S FT HARRISON AVE | Clearwater | Medical Office Building | \$315,500    | 2,118 | 1990 | \$5,330    |
| 1438 COURT ST          | Clearwater | Medical Office Building | \$306,500    | 1,976 | 1976 | \$5,931    |
| 1103 S FT HARRISON AVE | Clearwater | Medical Office Building | \$305,000    | 2,254 | 1977 | \$5,902    |
| 1472 JORDAN HILLS CT   | Clearwater | Medical Office Building | \$300,000    | 1,888 | 1995 | \$5,806    |
| 908 S FT HARRISON AVE  | Clearwater | Medical Office Building | \$300,000    | 2,140 | 1940 | \$5,806    |
| 818 CHESTNUT ST        | Clearwater | Medical Office Building | \$296,000    | 2,296 | 1975 | \$6,280    |
| 1013 LOTUS PATH        | Clearwater | Medical Office Building | \$295,500    | 3,186 | 1977 | \$5,719    |
| 1639 S MISSOURI AVE    | Clearwater | Medical Office Building | \$295,000    | 2,493 | 1966 | \$5,214    |

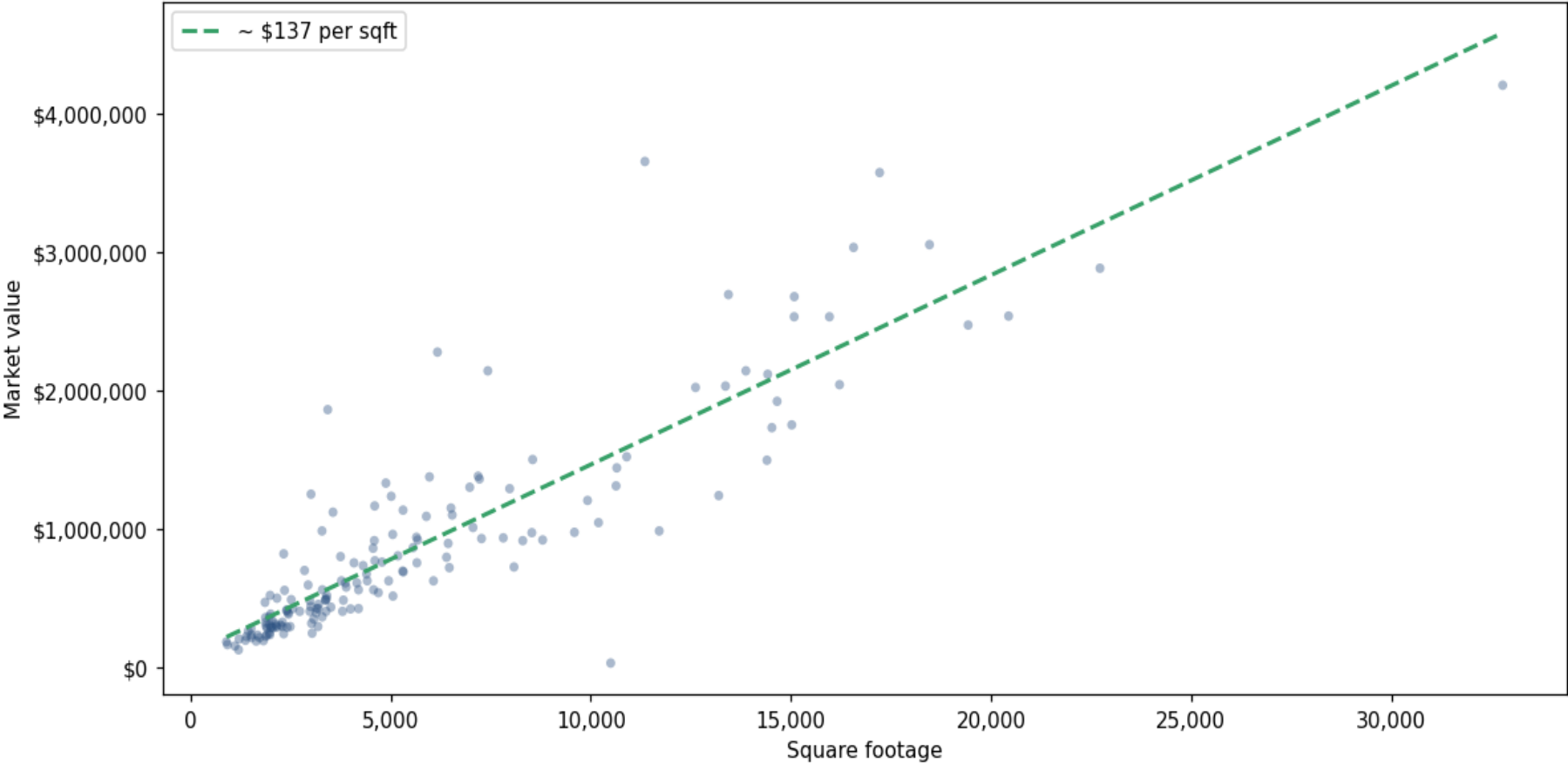
| Address                | City       | Type                    | Market Value | Sq Ft | Year | Annual Tax |
|------------------------|------------|-------------------------|--------------|-------|------|------------|
| 414 JEFFORDS ST        | Clearwater | Medical Office Building | \$295,000    | 2,023 | 1930 | \$5,709    |
| 1560 S HIGHLAND AVE    | Clearwater | Medical Office Building | \$290,500    | 2,158 | 1982 | \$5,622    |
| 410 S PEGASUS AVE      | Clearwater | Medical Office Building | \$290,000    | 2,416 | 1956 | \$5,612    |
| 800 S FT HARRISON AVE  | Clearwater | Medical Office Building | \$285,000    | 1,910 | 1939 | \$5,515    |
| 321 S LINCOLN AVE      | Clearwater | Medical Office Building | \$285,000    | 2,059 | 1957 | \$5,515    |
| 2737 STATE ROAD 580    | Clearwater | Medical Office Building | \$285,000    | 2,008 | 1953 | \$4,966    |
| 2474 SUNSET POINT RD   | Clearwater | Medical Office Building | \$280,000    | 1,516 | 1958 | \$4,878    |
| 501 S MISSOURI AVE     | Clearwater | Medical Office Building | \$262,500    | 1,444 | 1956 | \$5,080    |
| 15 N MISSOURI AVE      | Clearwater | Medical Office Building | \$248,500    | 1,974 | 1951 | \$5,050    |
| 235 N GARDEN AVE       | Clearwater | Medical Office Building | \$247,500    | 3,040 | 1906 | \$5,030    |
| 1762 N FT HARRISON AVE | Clearwater | Medical Office Building | \$243,500    | 2,330 | 1950 | \$4,712    |
| 1236 DRUID RD          | Clearwater | Medical Office Building | \$236,500    | 1,984 | 1966 | \$4,577    |
| 2661 HARBOR CIR        | Clearwater | Medical Office Building | \$235,000    | 1,524 | 1953 | \$4,094    |
| 1432 S BELCHER RD      | Clearwater | Medical Office Building | \$235,000    | 1,912 | 1957 | \$4,548    |
| 2708 PARK DR           | Clearwater | Medical Office Building | \$232,500    | 1,677 | 1957 | \$4,143    |
| 510 S HIGHLAND AVE     | Clearwater | Medical Office Building | \$225,000    | 1,880 | 1957 | \$4,354    |
| 1400 COURT ST          | Clearwater | Medical Office Building | \$223,500    | 1,400 | 1960 | \$4,325    |
| 909 S FT HARRISON AVE  | Clearwater | Medical Office Building | \$215,000    | 1,724 | 1949 | \$4,161    |
| 1112 S HIGHLAND AVE    | Clearwater | Medical Office Building | \$215,000    | 1,523 | 1984 | \$4,161    |
| 1437 COURT ST          | Clearwater | Medical Office Building | \$205,500    | 1,214 | 1950 | \$3,977    |
| 906 S FT HARRISON AVE  | Clearwater | Medical Office Building | \$196,500    | 1,375 | 1948 | \$3,803    |
| 119 N MISSOURI AVE     | Clearwater | Medical Office Building | \$193,500    | 1,824 | 1955 | \$3,745    |
| 1478 JORDAN HILLS CT   | Clearwater | Medical Office Building | \$190,500    | 1,643 | 1981 | \$3,687    |
| 1518 S MISSOURI AVE    | Clearwater | Medical Office Building | \$185,000    | 900   | 1959 | \$3,580    |
| 525 CHESTNUT ST        | Clearwater | Medical Office Building | \$165,000    | 924   | 1924 | \$3,193    |

| Address               | City       | Type                    | Market Value | Sq Ft  | Year | Annual Tax |
|-----------------------|------------|-------------------------|--------------|--------|------|------------|
| 1101 S MYRTLE AVE     | Clearwater | Medical Office Building | \$155,000    | 1,110  | 1945 | \$3,000    |
| 710 S FT HARRISON AVE | Clearwater | Medical Office Building | \$127,500    | 1,202  | 1947 | \$2,467    |
| 2209 STATE ROAD 580   | Clearwater | Medical Office Building | \$32,130     | 10,500 | 2025 | \$50,800   |

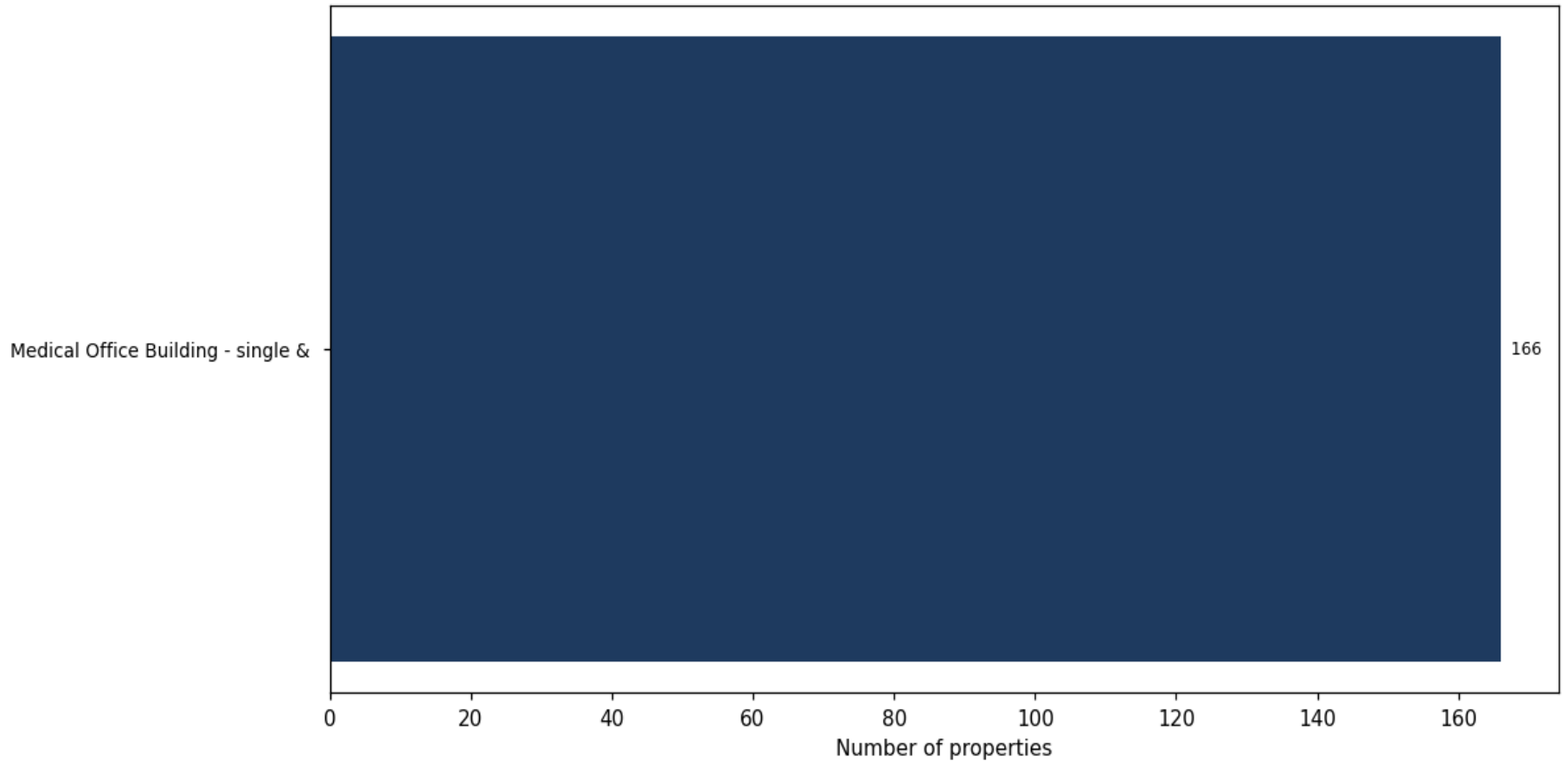
**Market value distribution (n=166, top 1% trimmed for readability)**



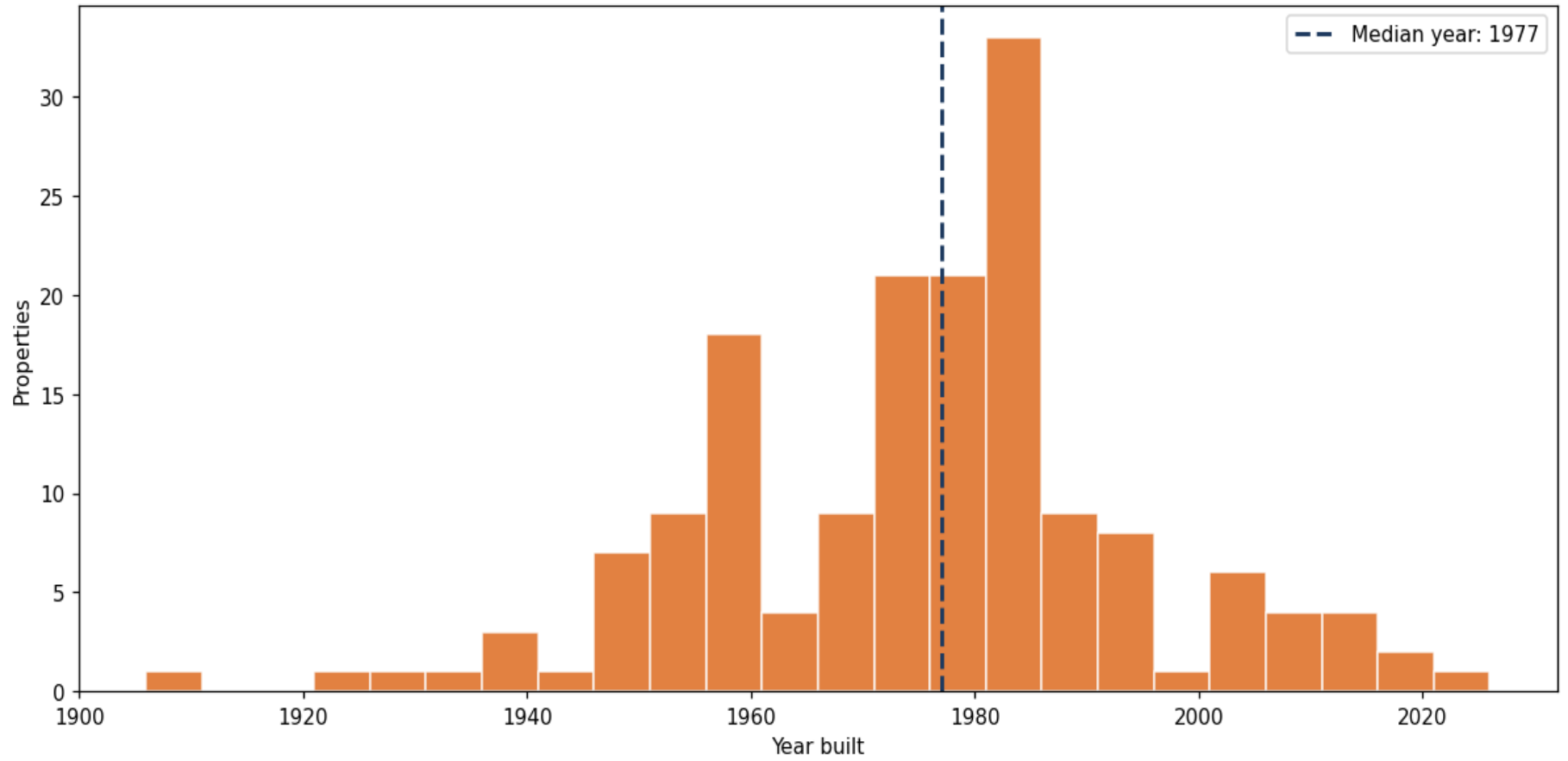
**Building size vs. market value (n=162, outliers trimmed)**



### Top property types by count



**Year built distribution (5-year buckets)**



**Market value vs. assessed value (gap = untaxed appreciation)**

