

Pinellas Property Market Report

49 matching properties • May 30, 2026

Filters applied	Headline numbers
City: Clearwater	Properties matched: 49
Property type: Hotels and Motels (50 units or more)	Median market value: \$10,400,000
	Mean market value: \$23,304,635
	Min / Max: \$1,176,038 / \$132,350,000
	Mean square footage: 94,966

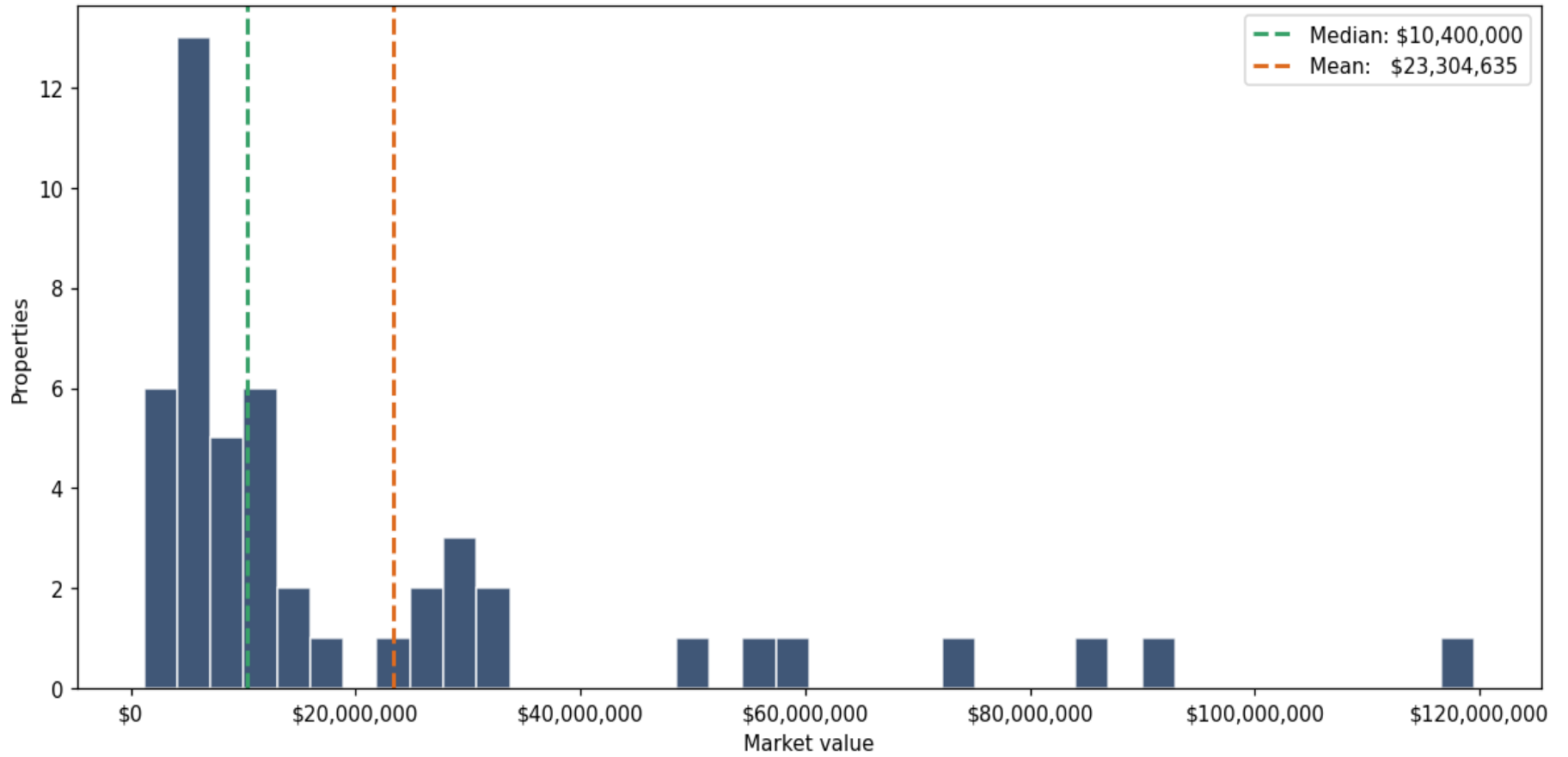
Top 49 properties by market value

Address	City	Type	Market Value	Sq Ft	Year	Annual Tax
400 MANDALAY AVE	Clearwater	Hotels and Motels (50 un	\$132,350,000	264,555	1981	\$2,561,264
100 CORONADO DR	Clearwater	Hotels and Motels (50 un	\$119,550,000	288,998	2017	\$2,313,556
1160 GULF BLVD	Clearwater	Hotels and Motels (50 un	\$91,900,000	258,244	1975	\$1,778,467
430 S GULFVIEW BLVD	Clearwater	Hotels and Motels (50 un	\$84,400,000	162,417	2016	\$1,633,326
500 MANDALAY AVE	Clearwater	Hotels and Motels (50 un	\$75,150,000	185,758	2007	\$1,454,318
521 S GULFVIEW BLVD	Clearwater	Hotels and Motels (50 un	\$57,750,000	327,888	1970	\$1,117,590
691 S GULFVIEW BLVD	Clearwater	Hotels and Motels (50 un	\$55,000,000	284,162	2023	\$1,066,790
1201 GULF BLVD	Clearwater	Hotels and Motels (50 un	\$50,700,000	185,865	1989	\$967,610
316 HAMDEN DR	Clearwater	Hotels and Motels (50 un	\$33,100,000	92,550	2017	\$640,558
455 EAST SHORE DR	Clearwater	Hotels and Motels (50 un	\$32,000,000	115,313	2021	\$619,270
619 S GULFVIEW BLVD	Clearwater	Hotels and Motels (50 un	\$30,500,000	132,205	2014	\$590,242
210 S FT HARRISON AVE	Clearwater	Hotels and Motels (50 un	\$30,000,000	220,732	1924	\$629,988
395 CORONADO DR	Clearwater	Hotels and Motels (50 un	\$28,000,000	97,777	2022	\$541,862

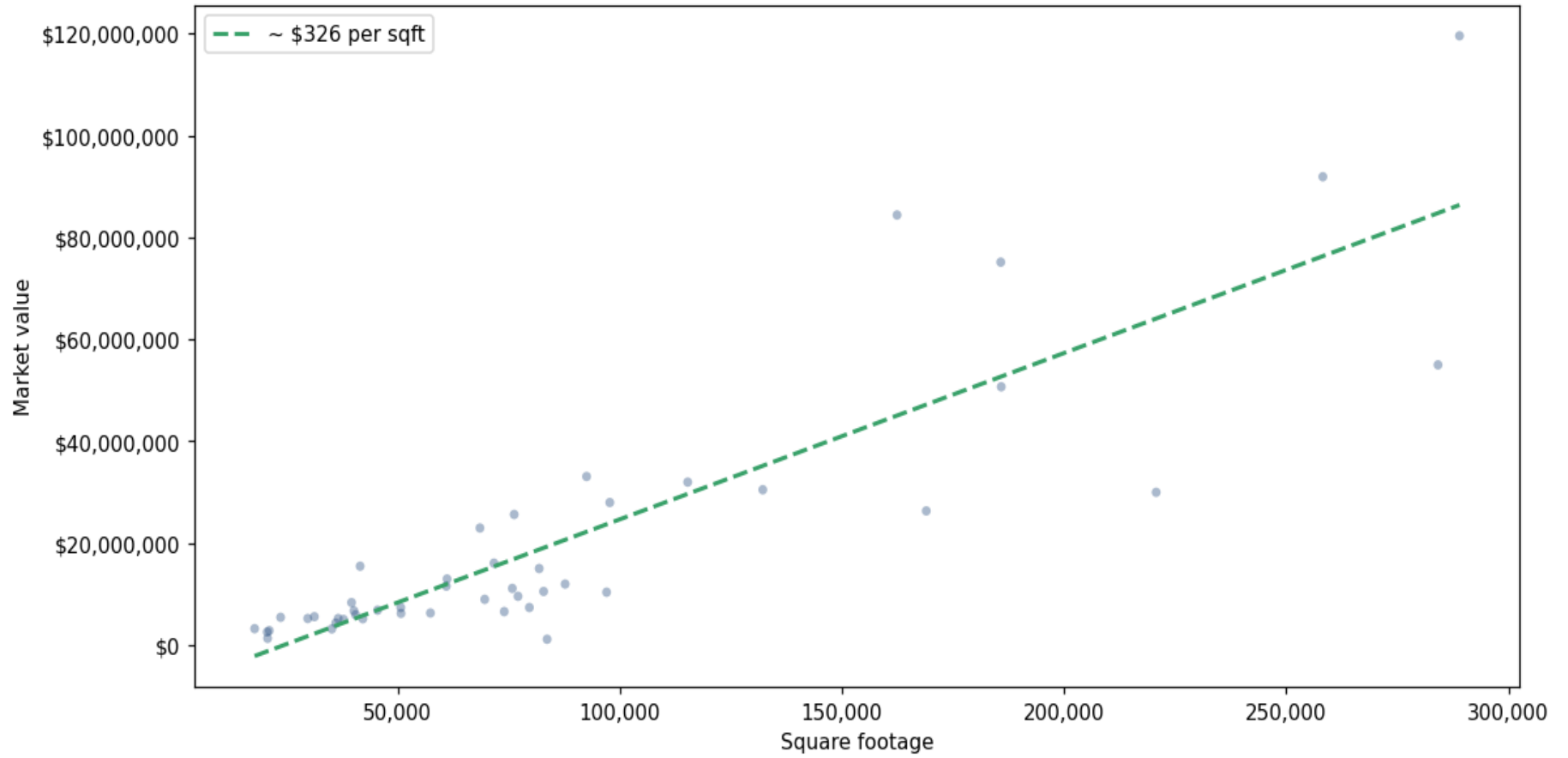
Address	City	Type	Market Value	Sq Ft	Year	Annual Tax
210 S OSCEOLA AVE	Clearwater	Hotels and Motels (50 un	\$26,350,000	169,000	1975	\$542,603
309 CORONADO DR	Clearwater	Hotels and Motels (50 un	\$25,650,000	76,256	2017	\$496,384
101 CORONADO DR	Clearwater	Hotels and Motels (50 un	\$23,000,000	68,555	2012	\$445,101
385 S GULFVIEW BLVD	Clearwater	Hotels and Motels (50 un	\$16,100,000	71,711	2024	\$311,570
325 S GULFVIEW BLVD	Clearwater	Hotels and Motels (50 un	\$15,500,000	41,594	1982	\$304,313
940 COURT ST	Clearwater	Hotels and Motels (50 un	\$15,050,000	81,880	2008	\$306,865
650 BAY ESPLANADE	Clearwater	Hotels and Motels (50 un	\$13,000,000	61,150	2017	\$260,287
200 N OSCEOLA AVE	Clearwater	Hotels and Motels (50 un	\$12,000,000	87,729	1965	\$243,866
21090 US HIGHWAY 19 N	Clearwater	Hotels and Motels (50 un	\$11,600,000	60,991	2023	\$224,486
2233 ULMERTON RD	Clearwater	Hotels and Motels (50 un	\$11,150,000	75,833	1997	\$212,440
2580 GULF TO BAY BLVD	Clearwater	Hotels and Motels (50 un	\$10,550,000	82,880	2005	\$204,166
3535 ULMERTON RD	Clearwater	Hotels and Motels (50 un	\$10,400,000	97,056	1985	\$190,870
21030 US HIGHWAY 19 N	Clearwater	Hotels and Motels (50 un	\$9,600,000	77,121	1964	\$185,781
3070 GULF TO BAY BLVD	Clearwater	Hotels and Motels (50 un	\$9,000,000	69,625	2001	\$174,170
20162 US HIGHWAY 19 N	Clearwater	Hotels and Motels (50 un	\$8,375,000	39,657	1985	\$56,840
20967 US HIGHWAY 19 N	Clearwater	Hotels and Motels (50 un	\$7,400,000	79,680	1969	\$143,206
3423 ULMERTON RD	Clearwater	Hotels and Motels (50 un	\$7,400,000	50,733	2004	\$135,811
21252 US HIGHWAY 19 N	Clearwater	Hotels and Motels (50 un	\$6,875,000	45,514	1972	\$133,046
20788 US HIGHWAY 19 N	Clearwater	Hotels and Motels (50 un	\$6,750,000	40,186	1964	\$130,627
21338 US HIGHWAY 19 N	Clearwater	Hotels and Motels (50 un	\$6,600,000	74,013	1971	\$127,725
13231 49TH ST N	Clearwater	Hotels and Motels (50 un	\$6,327,500	57,409	1998	\$116,128
221 N OSCEOLA AVE	Clearwater	Hotels and Motels (50 un	\$6,250,000	50,783	1971	\$127,014
2940 GULF TO BAY BLVD	Clearwater	Hotels and Motels (50 un	\$5,975,000	40,577	1980	\$115,629
625 S GULFVIEW BLVD	Clearwater	Hotels and Motels (50 un	\$5,600,000	31,290	1972	\$126,563
504 S GULFVIEW BLVD	Clearwater	Hotels and Motels (50 un	\$5,475,000	23,695	1974	\$105,953

Address	City	Type	Market Value	Sq Ft	Year	Annual Tax
27988 US HIGHWAY 19 N	Clearwater	Hotels and Motels (50 un	\$5,250,000	29,803	1979	\$93,544
16405 US HIGHWAY 19 N	Clearwater	Hotels and Motels (50 un	\$5,250,000	36,660	1982	\$96,353
3655 HOSPITALITY LN	Clearwater	Hotels and Motels (50 un	\$5,200,000	42,200	1987	\$95,435
3939 ULMERTON RD	Clearwater	Hotels and Motels (50 un	\$5,050,000	37,863	1998	\$92,682
22950 US HIGHWAY 19 N	Clearwater	Hotels and Motels (50 un	\$4,350,000	36,096	1973	\$84,182
1850 N FT HARRISON AVE	Clearwater	Hotels and Motels (50 un	\$3,248,185	17,847	1955	\$53,414
12810 US HIGHWAY 19 N	Clearwater	Hotels and Motels (50 un	\$3,205,377	35,221	1974	\$38,205
28596 US HIGHWAY 19 N	Clearwater	Hotels and Motels (50 un	\$2,870,000	21,134	1982	\$51,137
1024 CLEVELAND ST	Clearwater	Hotels and Motels (50 un	\$2,600,000	20,680	1970	\$55,886
2960 GULF TO BAY BLVD	Clearwater	Hotels and Motels (50 un	\$1,350,000	20,770	1980	\$26,125
4485 ULMERTON RD	Clearwater	Hotels and Motels (50 un	\$1,176,038	83,665	2025	\$299,152

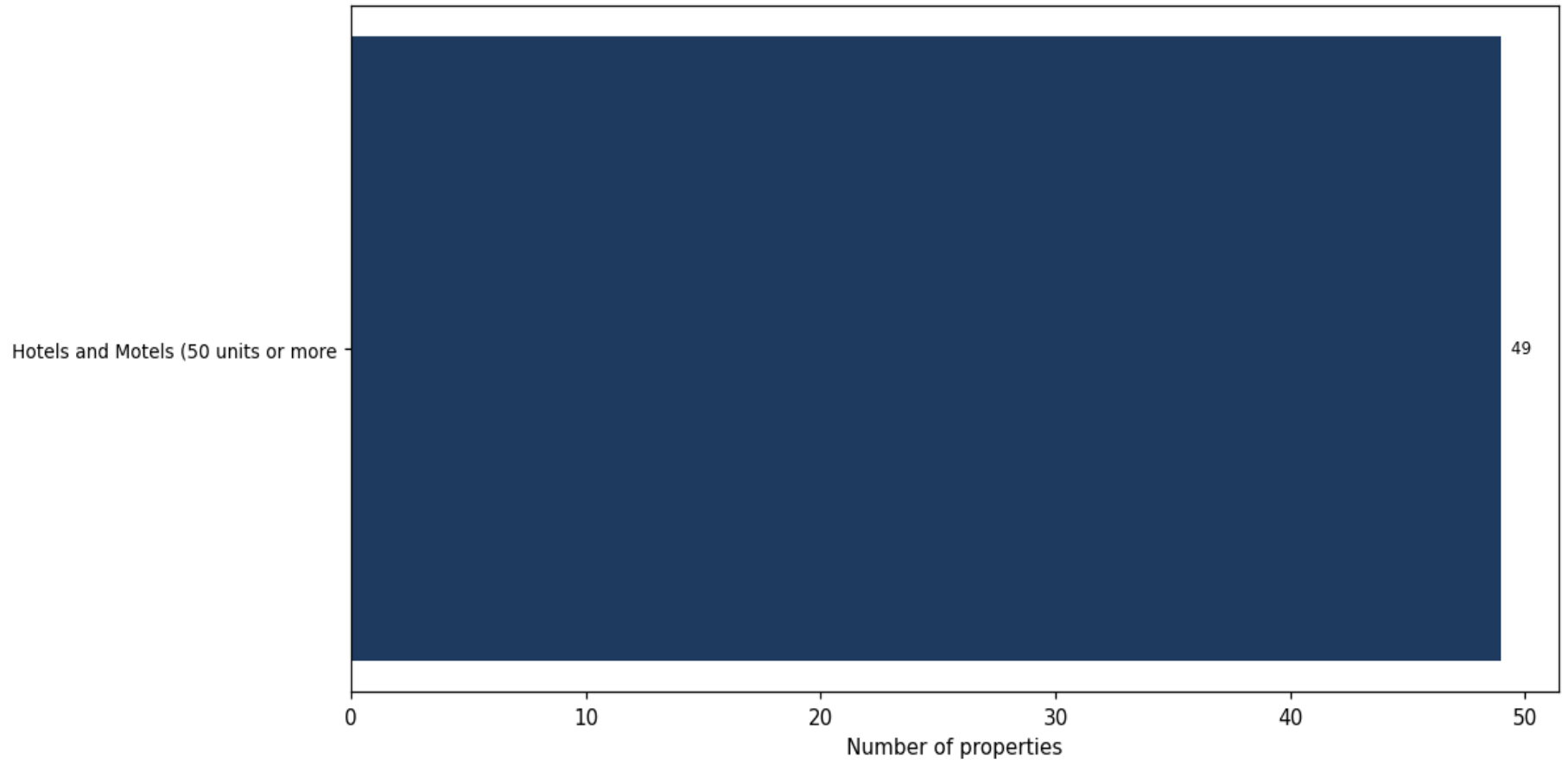
Market value distribution (n=49, top 1% trimmed for readability)



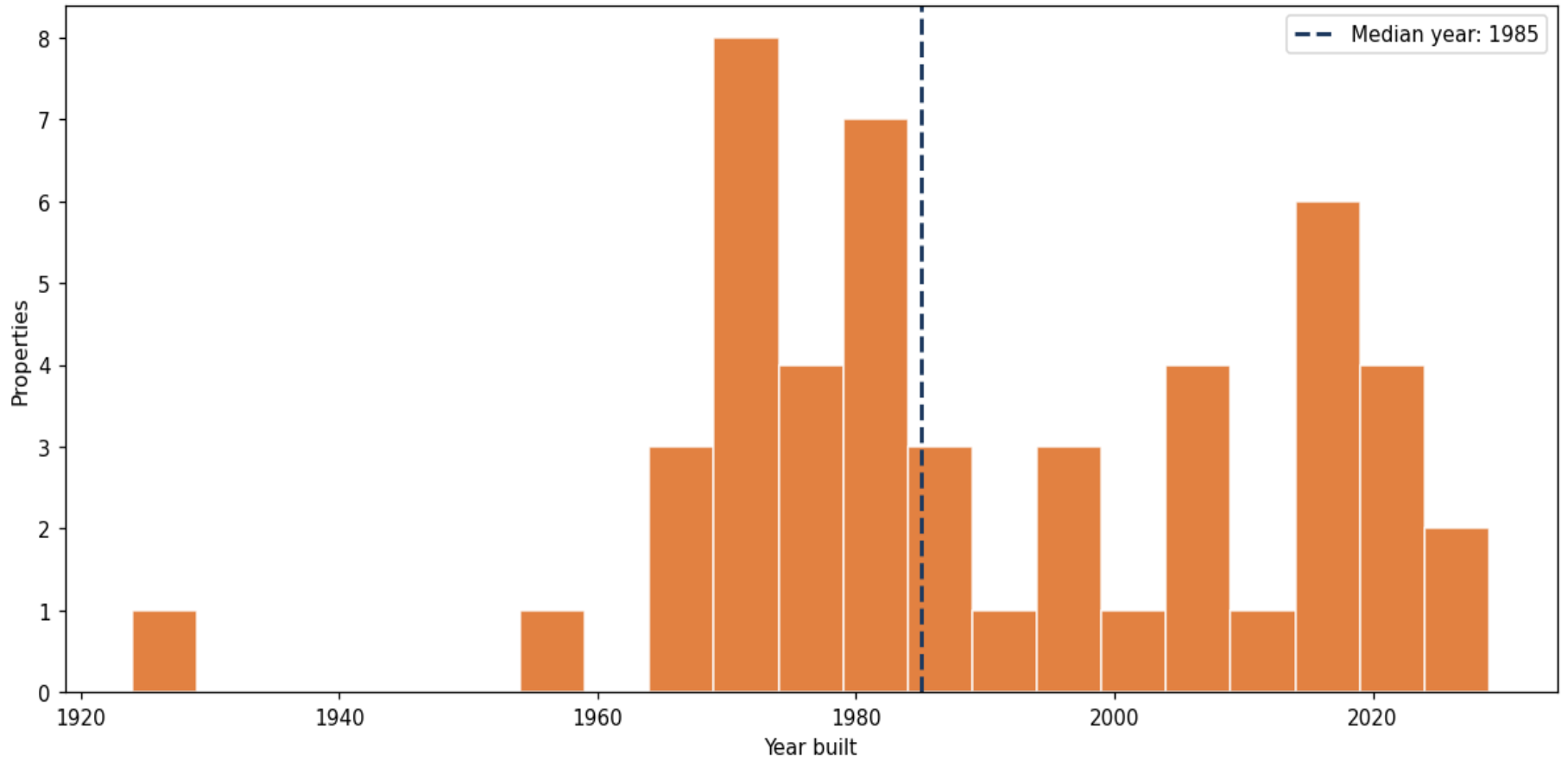
Building size vs. market value (n=47, outliers trimmed)



Top property types by count



Year built distribution (5-year buckets)



Market value vs. assessed value (gap = untaxed appreciation)

