

Pinellas Property Market Report

53 matching properties • May 30, 2026

Filters applied	Headline numbers
City: Clearwater	Properties matched: 53
Property type: Fast Food Restaurant	Median market value: \$960,000
	Mean market value: \$1,030,553
	Min / Max: \$183,900 / \$2,735,000
	Mean square footage: 2,636

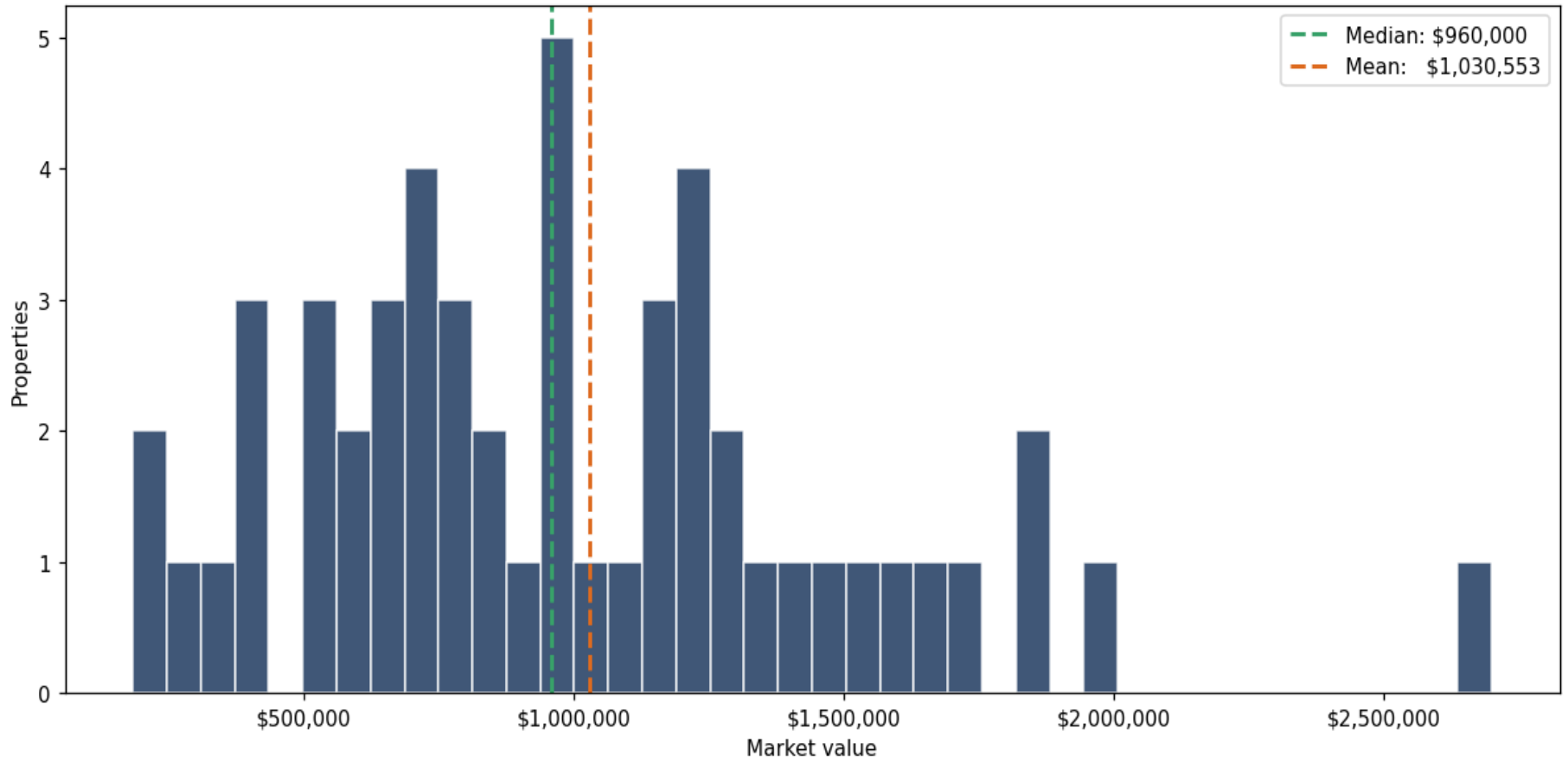
Top 53 properties by market value

Address	City	Type	Market Value	Sq Ft	Year	Annual Tax
2525 GULF TO BAY BLVD	Clearwater	Fast Food Restaurant	\$2,735,000	4,268	2022	\$53,702
2525 COUNTRYSIDE BLVD	Clearwater	Fast Food Restaurant	\$2,700,000	5,060	2018	\$53,219
2871 GULF TO BAY BLVD	Clearwater	Fast Food Restaurant	\$2,000,000	5,170	2014	\$39,188
2516 GULF TO BAY BLVD	Clearwater	Fast Food Restaurant	\$1,850,000	4,709	2003	\$36,285
2008 GULF TO BAY BLVD	Clearwater	Fast Food Restaurant	\$1,820,000	4,477	2016	\$36,092
2540 GULF TO BAY BLVD	Clearwater	Fast Food Restaurant	\$1,715,000	2,797	2021	\$35,027
3770 ULMERTON RD	Clearwater	Fast Food Restaurant	\$1,650,000	3,415	2019	\$30,833
2833 GULF TO BAY BLVD	Clearwater	Fast Food Restaurant	\$1,625,000	2,484	2019	\$32,028
3470 ULMERTON RD	Clearwater	Fast Food Restaurant	\$1,545,000	4,490	1985	\$28,814
1500 S BELCHER RD	Clearwater	Fast Food Restaurant	\$1,470,000	3,838	2012	\$28,641
2140 GULF TO BAY BLVD	Clearwater	Fast Food Restaurant	\$1,390,000	3,720	2017	\$31,351
347 S GULFVIEW BLVD	Clearwater	Fast Food Restaurant	\$1,350,000	1,905	1999	\$26,125
29978 US HIGHWAY 19 N	Clearwater	Fast Food Restaurant	\$1,305,000	4,094	1975	\$23,252

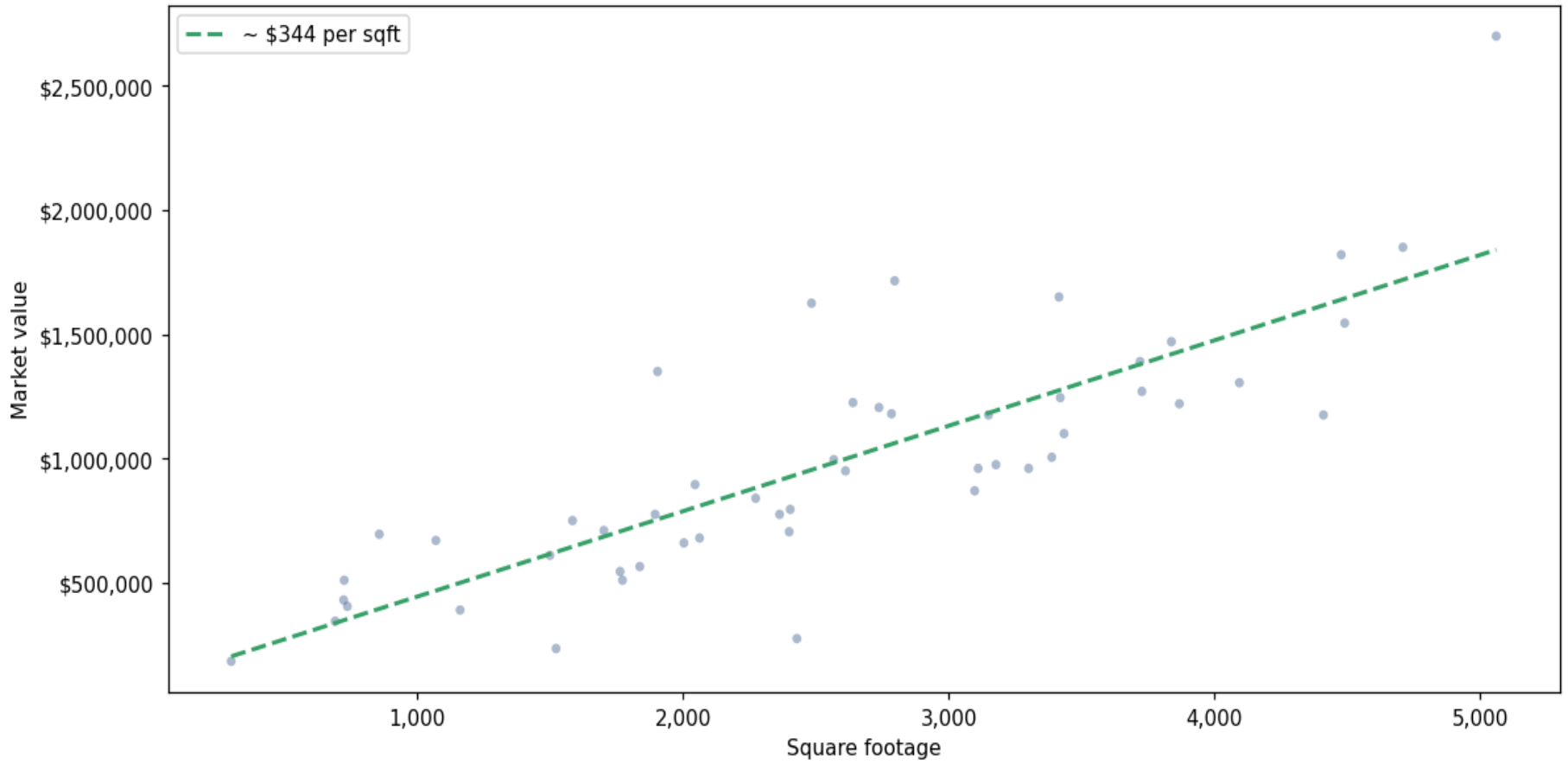
Address	City	Type	Market Value	Sq Ft	Year	Annual Tax
1888 GULF TO BAY BLVD	Clearwater	Fast Food Restaurant	\$1,270,000	3,727	1980	\$25,351
2490 STATE ROAD 580	Clearwater	Fast Food Restaurant	\$1,245,000	3,420	1997	\$21,866
2990 GULF TO BAY BLVD	Clearwater	Fast Food Restaurant	\$1,225,000	2,640	2015	\$23,997
1860 GULF TO BAY BLVD	Clearwater	Fast Food Restaurant	\$1,220,000	3,868	1995	\$24,384
2765 GULF TO BAY BLVD	Clearwater	Fast Food Restaurant	\$1,205,000	2,738	1980	\$23,803
2300 GULF TO BAY BLVD	Clearwater	Fast Food Restaurant	\$1,180,000	2,785	1979	\$23,416
1934 N HERCULES AVE	Clearwater	Fast Food Restaurant	\$1,175,000	4,410	1996	\$28,835
1960 GULF TO BAY BLVD	Clearwater	Fast Food Restaurant	\$1,175,000	3,150	2014	\$24,093
2551 GULF TO BAY BLVD	Clearwater	Fast Food Restaurant	\$1,100,000	3,434	1982	\$21,674
900 S MISSOURI AVE	Clearwater	Fast Food Restaurant	\$1,005,000	3,388	2003	\$20,900
2537 COUNTRYSIDE BLVD	Clearwater	Fast Food Restaurant	\$995,000	2,568	2011	\$19,546
539 S MISSOURI AVE	Clearwater	Fast Food Restaurant	\$975,000	3,178	1999	\$19,546
23072 US HIGHWAY 19 N	Clearwater	Fast Food Restaurant	\$960,000	3,111	1997	\$18,868
23904 US HIGHWAY 19 N	Clearwater	Fast Food Restaurant	\$960,000	3,301	1973	\$18,868
2290 GULF TO BAY BLVD	Clearwater	Fast Food Restaurant	\$950,000	2,612	1975	\$18,675
1815 N HIGHLAND AVE	Clearwater	Fast Food Restaurant	\$895,000	2,046	2018	\$17,804
30263 US HIGHWAY 19 N	Clearwater	Fast Food Restaurant	\$870,000	3,098	1977	\$15,158
3550 ULMERTON RD	Clearwater	Fast Food Restaurant	\$840,000	2,274	1988	\$15,783
600 S MISSOURI AVE	Clearwater	Fast Food Restaurant	\$795,000	2,404	1964	\$15,869
2298 STATE ROAD 580	Clearwater	Fast Food Restaurant	\$775,000	1,896	1980	\$13,898
1824 GULF TO BAY BLVD	Clearwater	Fast Food Restaurant	\$775,000	2,364	1989	\$16,062
3920 ULMERTON RD	Clearwater	Fast Food Restaurant	\$750,000	1,585	2017	\$14,911
1840 GULF TO BAY BLVD	Clearwater	Fast Food Restaurant	\$710,000	1,703	1985	\$13,740
405 S MISSOURI AVE	Clearwater	Fast Food Restaurant	\$705,000	2,400	1961	\$14,804
1972 GULF TO BAY BLVD	Clearwater	Fast Food Restaurant	\$695,000	858	1989	\$13,547

Address	City	Type	Market Value	Sq Ft	Year	Annual Tax
1920 GULF TO BAY BLVD	Clearwater	Fast Food Restaurant	\$680,000	2,063	1967	\$17,417
22 BAY ESPLANADE	Clearwater	Fast Food Restaurant	\$670,000	1,071	2015	\$13,740
1749 DREW ST	Clearwater	Fast Food Restaurant	\$660,000	2,004	2017	\$14,030
1712 GULF TO BAY BLVD	Clearwater	Fast Food Restaurant	\$610,000	1,500	1956	\$12,095
1575 GULF TO BAY BLVD	Clearwater	Fast Food Restaurant	\$565,000	1,838	1972	\$11,708
2046 GULF TO BAY BLVD	Clearwater	Fast Food Restaurant	\$545,000	1,764	1954	\$11,224
1001 S MISSOURI AVE	Clearwater	Fast Food Restaurant	\$510,000	1,773	1980	\$10,547
1010 COURT ST	Clearwater	Fast Food Restaurant	\$510,000	726	1988	\$10,063
1700 GULF TO BAY BLVD	Clearwater	Fast Food Restaurant	\$430,400	724	2025	\$11,708
1595 S MISSOURI AVE	Clearwater	Fast Food Restaurant	\$405,000	738	1990	\$7,838
411 S MISSOURI AVE	Clearwater	Fast Food Restaurant	\$390,000	1,162	1997	\$7,934
1877 N HIGHLAND AVE	Clearwater	Fast Food Restaurant	\$345,000	692	1986	\$6,677
1237 CLEVELAND ST	Clearwater	Fast Food Restaurant	\$275,000	2,429	1985	\$5,995
1010 CLEVELAND ST	Clearwater	Fast Food Restaurant	\$235,000	1,523	1971	\$5,385
1555 GULF TO BAY BLVD	Clearwater	Fast Food Restaurant	\$183,900	301	1953	\$3,619

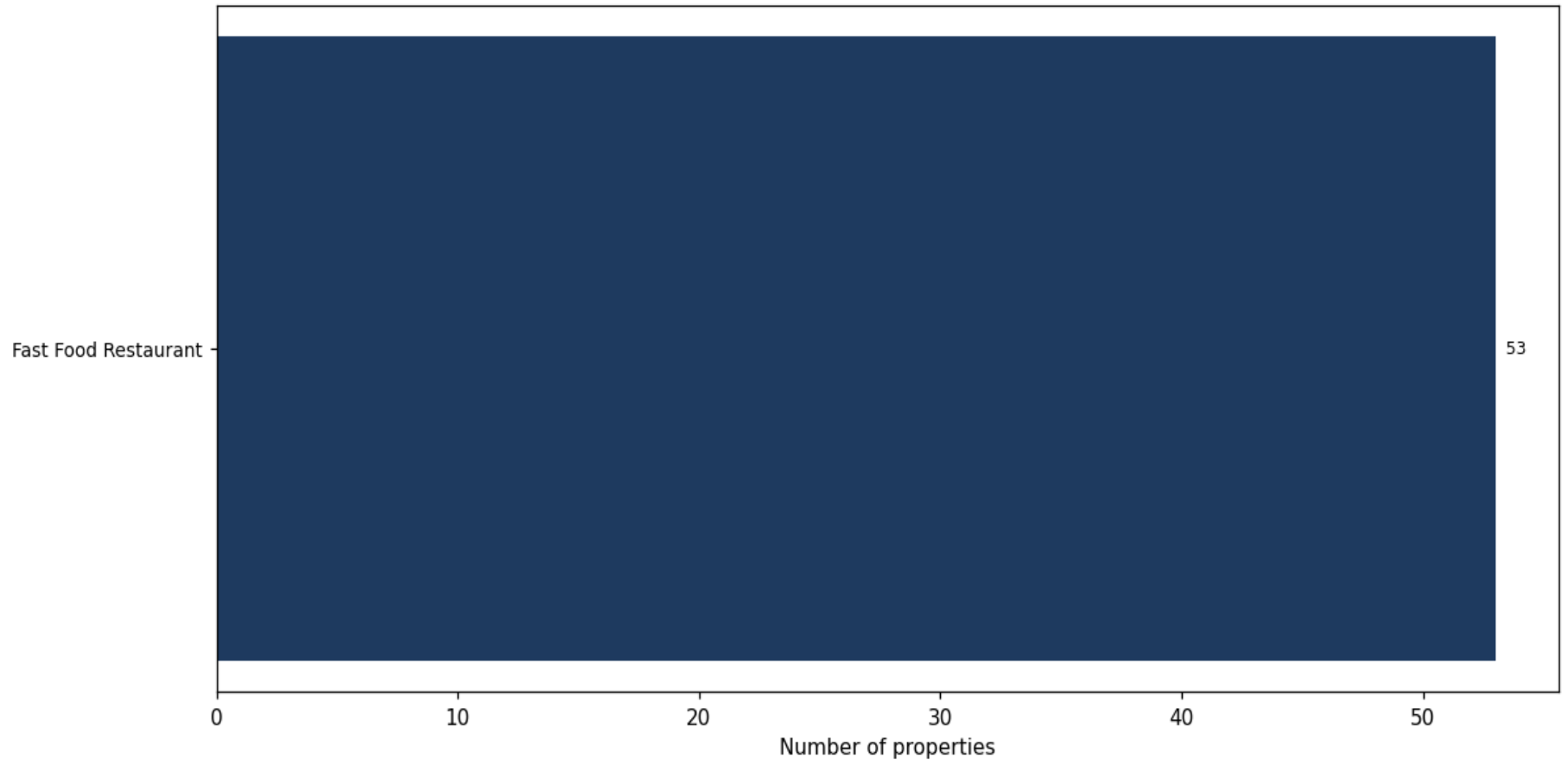
Market value distribution (n=53, top 1% trimmed for readability)



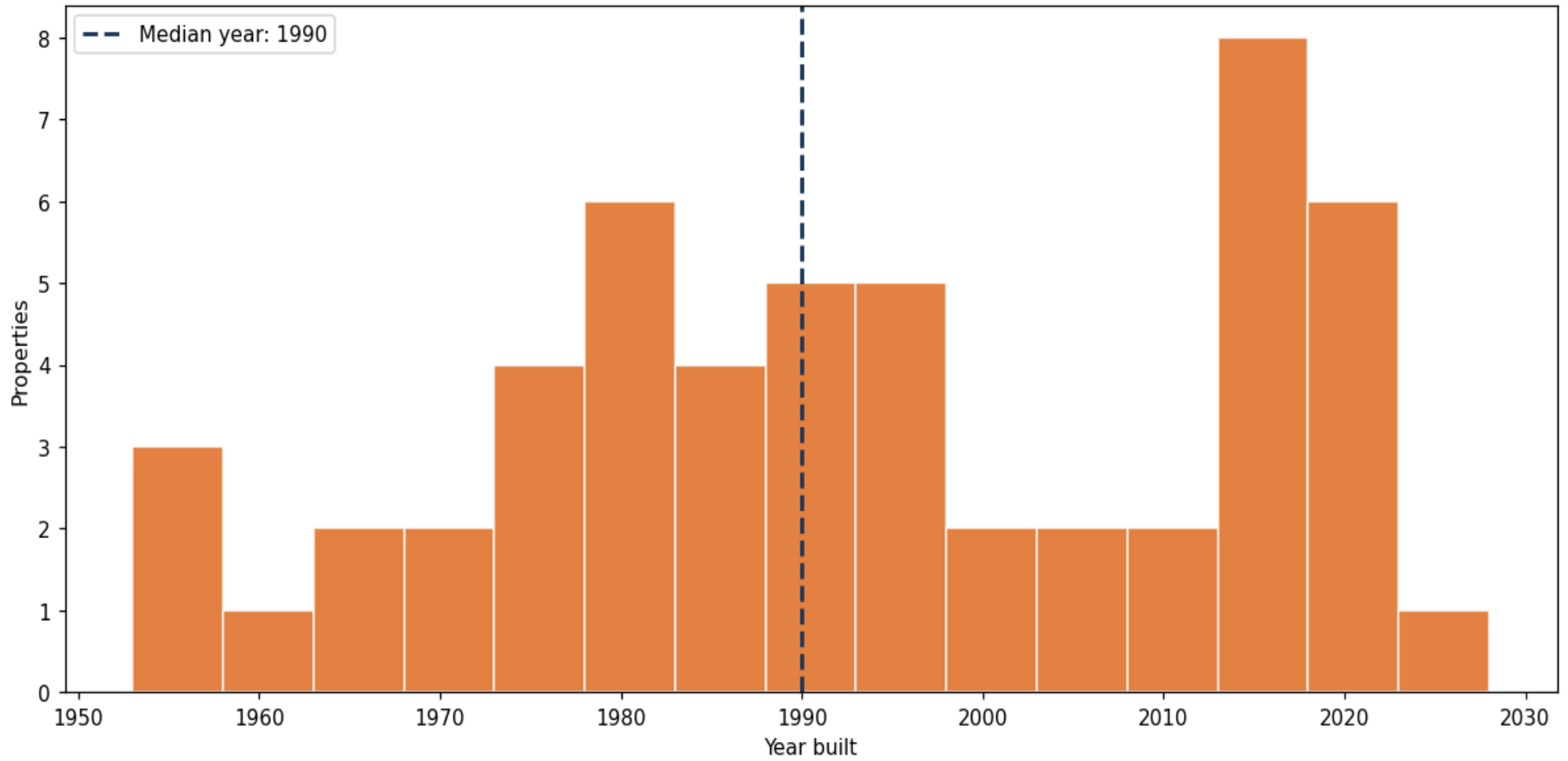
Building size vs. market value (n=51, outliers trimmed)



Top property types by count



Year built distribution (5-year buckets)



Market value vs. assessed value (gap = untaxed appreciation)

