

Pinellas Property Market Report

31 matching properties • May 31, 2026

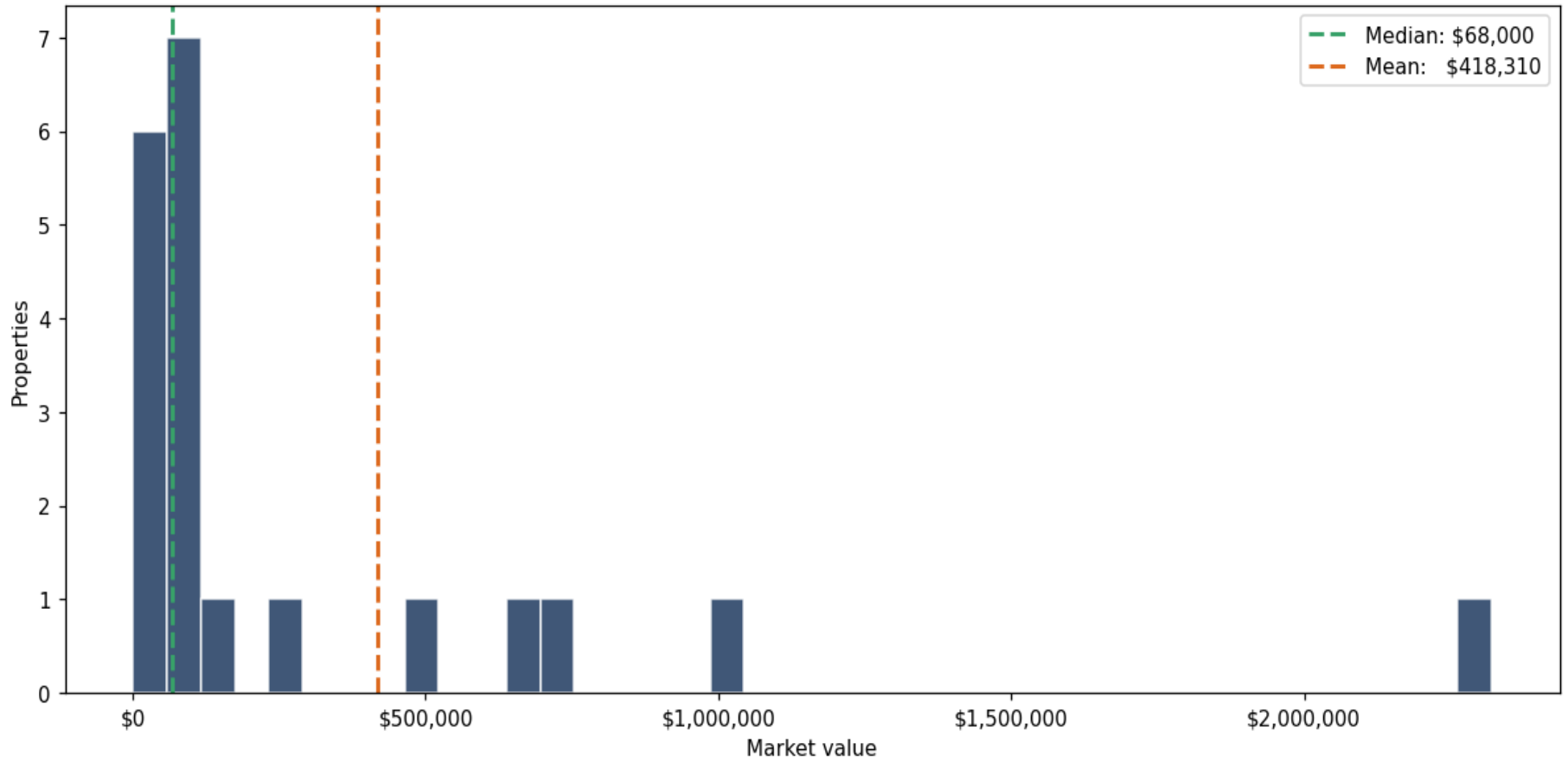
Filters applied	Headline numbers
City: Clearwater	Properties matched: 31
Property type: Condo Rec Area Dev Own	Median market value: \$45,750
	Mean market value: \$283,371
	Min / Max: \$0 / \$2,609,728
	Mean square footage: 14,386

Top 31 properties by market value

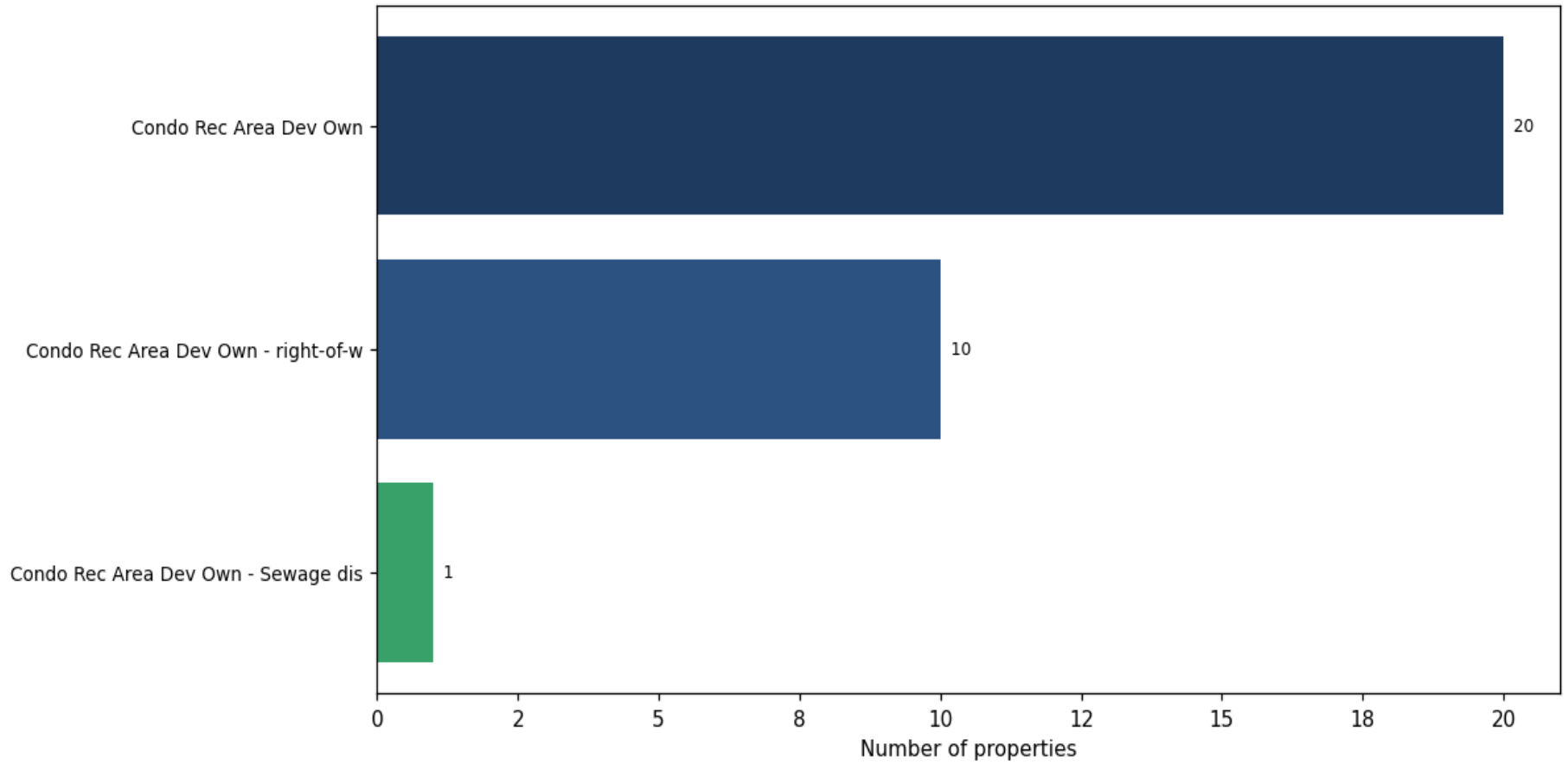
Address	City	Type	Market Value	Sq Ft	Year	Annual Tax
2367 WORLD PARKWAY BLVD	Clearwater	Condo Rec Area Dev Own	\$2,609,728			\$45,475
2410 SUNSET POINT RD	Clearwater	Condo Rec Area Dev Own	\$2,320,000	43,042	1969	\$41,815
2069 WORLD PARKWAY BLVD W	Clearwater	Condo Rec Area Dev Own	\$995,000	14,506	1983	\$19,165
2367 WORLD PARKWAY BLVD	Clearwater	Condo Rec Area Dev Own -	\$747,830	7,834	1968	\$13,938
2367 WORLD PARKWAY BLVD	Clearwater	Condo Rec Area Dev Own	\$670,000			\$11,673
2069 WORLD PARKWAY BLVD	Clearwater	Condo Rec Area Dev Own	\$490,000			\$9,583
2367 WORLD PARKWAY BLVD	Clearwater	Condo Rec Area Dev Own	\$255,000	5,419	1968	\$4,443
2367 WORLD PARKWAY BLVD	Clearwater	Condo Rec Area Dev Own -	\$129,000			\$2,248
223 DOLPHIN PT	Clearwater	Condo Rec Area Dev Own	\$68,000			\$1,548
223 DOLPHIN PT	Clearwater	Condo Rec Area Dev Own	\$68,000			\$1,548
223 DOLPHIN PT	Clearwater	Condo Rec Area Dev Own	\$68,000			\$1,548
223 DOLPHIN PT	Clearwater	Condo Rec Area Dev Own	\$68,000			\$1,548
223 DOLPHIN PT	Clearwater	Condo Rec Area Dev Own	\$68,000			\$1,548

Address	City	Type	Market Value	Sq Ft	Year	Annual Tax
223 DOLPHIN PT	Clearwater	Condo Rec Area Dev Own	\$68,000			\$1,548
2367 WORLD PARKWAY BLVD	Clearwater	Condo Rec Area Dev Own	\$60,250			\$1,220
2367 WORLD PARKWAY BLVD	Clearwater	Condo Rec Area Dev Own	\$45,750			\$797
2367 WORLD PARKWAY BLVD	Clearwater	Condo Rec Area Dev Own -	\$28,000			\$488
2069 WORLD PARKWAY BLVD	Clearwater	Condo Rec Area Dev Own -	\$24,000			\$418
UTOPIAN DR	Clearwater	Condo Rec Area Dev Own -	\$1,000			\$17
OAK FOREST DR E	Clearwater	Condo Rec Area Dev Own -	\$850			\$15
BELCHER RD	Clearwater	Condo Rec Area Dev Own -	\$100			\$2
S GULFVIEW BLVD # H8	Clearwater	Condo Rec Area Dev Own	\$0			\$0
110 CORONADO DR # CU-2	Clearwater	Condo Rec Area Dev Own	\$0			\$0
GULF BLVD	Clearwater	Condo Rec Area Dev Own	\$0			\$0
110 CORONADO DR # CU-1	Clearwater	Condo Rec Area Dev Own	\$0			\$0
ESTANCIA BLVD	Clearwater	Condo Rec Area Dev Own -	\$0			\$0
WINDING CREEK BLVD	Clearwater	Condo Rec Area Dev Own -	\$0			\$0
US HIGHWAY 19	Clearwater	Condo Rec Area Dev Own -	\$0			\$0
635 S GULFVIEW BLVD	Clearwater	Condo Rec Area Dev Own	\$0			\$0
5 N OSCEOLA AVE # 203	Clearwater	Condo Rec Area Dev Own	\$0	1,131	2017	\$0
880 N OSCEOLA AVE	Clearwater	Condo Rec Area Dev Own -	\$0			\$0

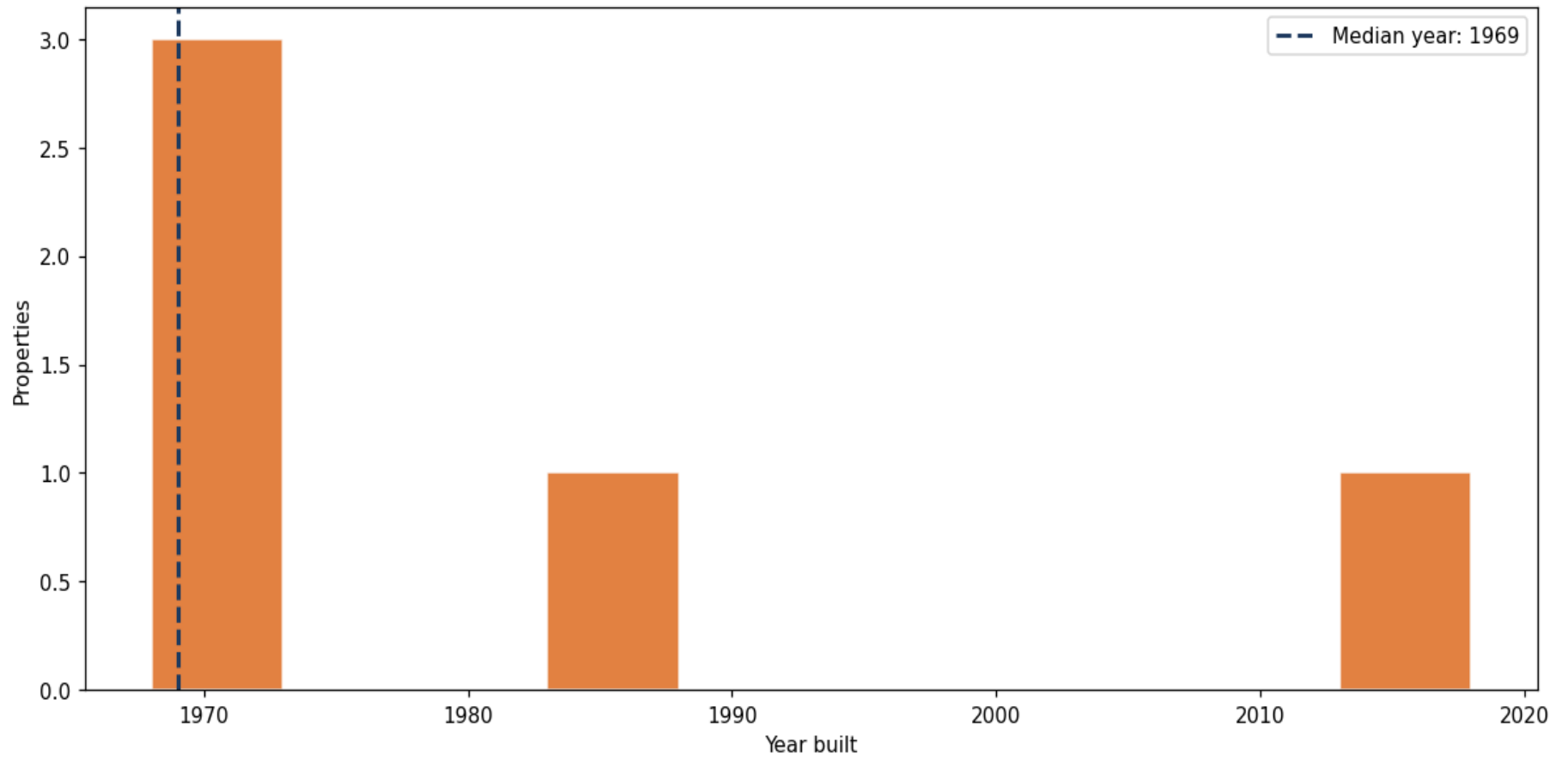
Market value distribution (n=21, top 1% trimmed for readability)



Top property types by count



Year built distribution (5-year buckets)



Market value vs. assessed value (gap = untaxed appreciation)

