

Pinellas Property Market Report

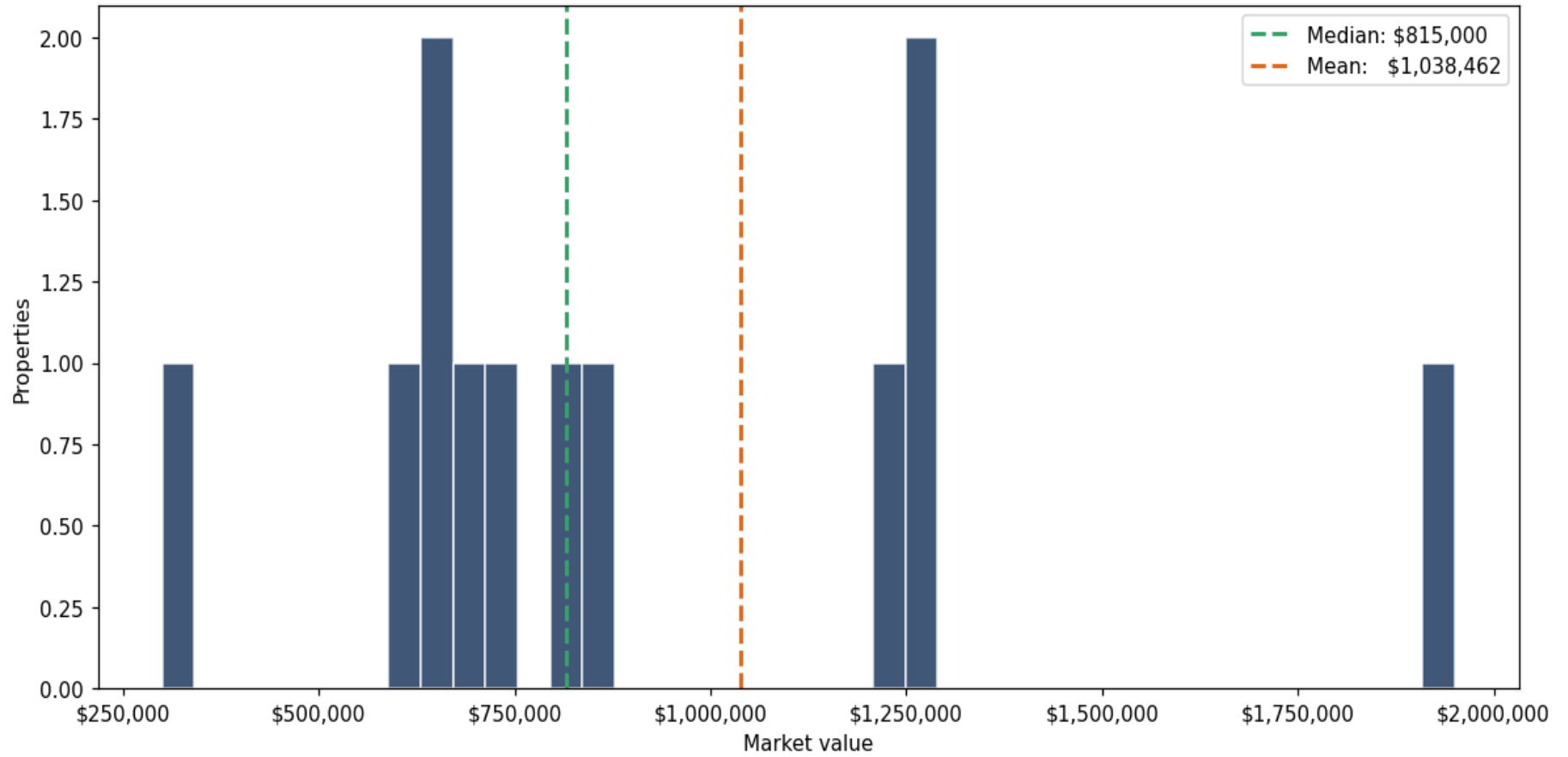
13 matching properties • May 31, 2026

Filters applied	Headline numbers
City: Clearwater	Properties matched: 13
Property type: Auto Service Center (National) or Quick Lube	Median market value: \$815,000
	Mean market value: \$1,038,462
	Min / Max: \$300,000 / \$2,490,000
	Mean square footage: 6,846

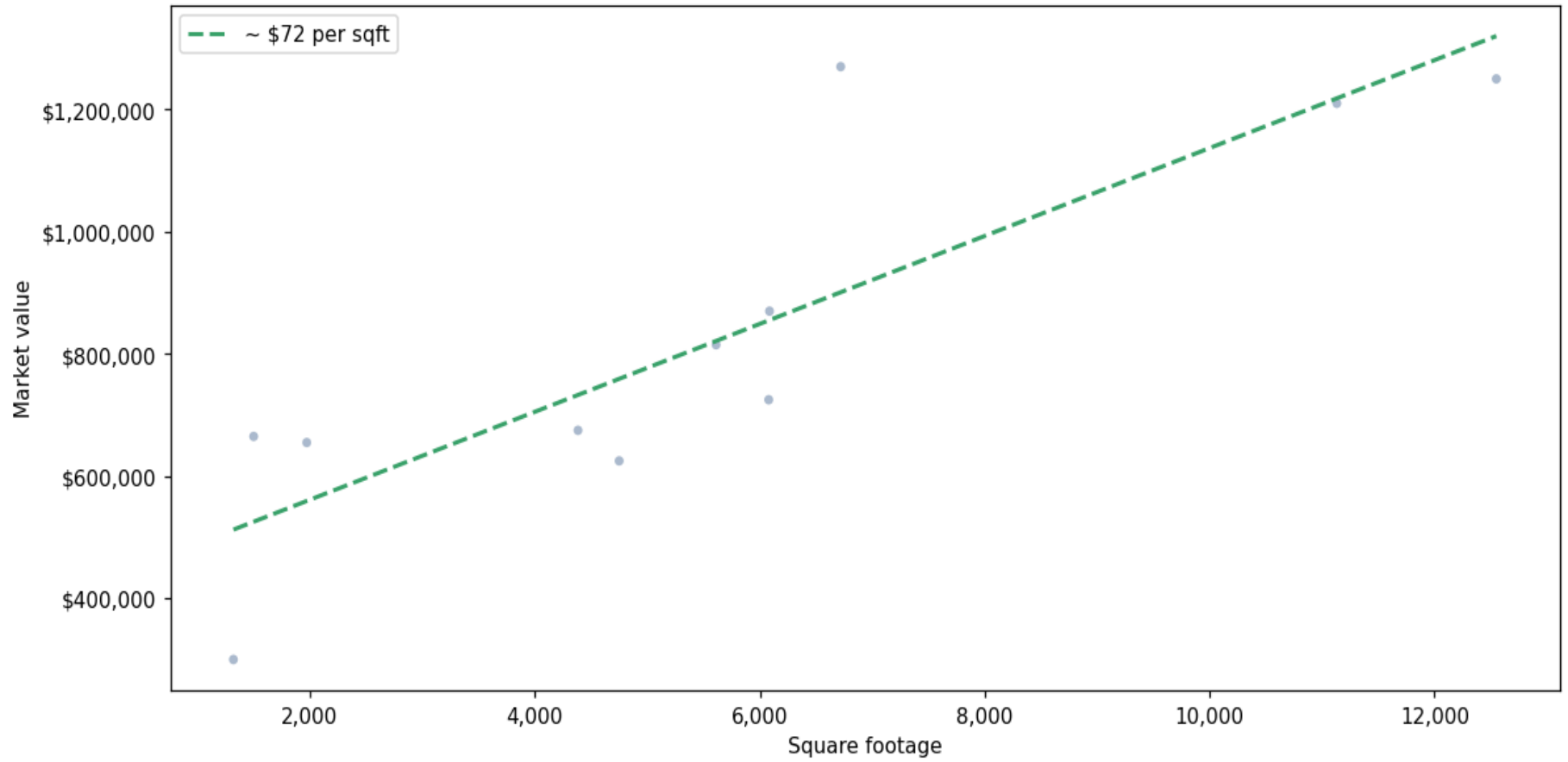
Top 13 properties by market value

Address	City	Type	Market Value	Sq Ft	Year	Annual Tax
2347 GULF TO BAY BLVD	Clearwater	Auto Service Center (Nat	\$2,490,000	10,864	2020	\$48,381
2610 COUNTRYSIDE BLVD	Clearwater	Auto Service Center (Nat	\$1,950,000	16,023	1975	\$38,704
2838 GULF TO BAY BLVD	Clearwater	Auto Service Center (Nat	\$1,270,000	6,720	1999	\$24,964
500 S MISSOURI AVE	Clearwater	Auto Service Center (Nat	\$1,250,000	12,550	1964	\$24,964
1196 CLEVELAND ST	Clearwater	Auto Service Center (Nat	\$1,210,000	11,132	1959	\$24,996
28774 US HIGHWAY 19 N	Clearwater	Auto Service Center (Nat	\$870,000	6,087	1982	\$15,502
235 S BELCHER RD	Clearwater	Auto Service Center (Nat	\$815,000	5,612	1994	\$16,353
1315 S MISSOURI AVE	Clearwater	Auto Service Center (Nat	\$725,000	6,080	1965	\$13,241
1559 GULF TO BAY BLVD	Clearwater	Auto Service Center (Nat	\$675,000	4,384	1976	\$14,030
2070 GULF TO BAY BLVD	Clearwater	Auto Service Center (Nat	\$665,000	1,500	1986	\$13,353
23034 US HIGHWAY 19 N	Clearwater	Auto Service Center (Nat	\$655,000	1,972	1986	\$13,160
29889 US HIGHWAY 19 N	Clearwater	Auto Service Center (Nat	\$625,000	4,750	1982	\$10,889
1724 S MISSOURI AVE	Clearwater	Auto Service Center (Nat	\$300,000	1,320	1988	\$5,487

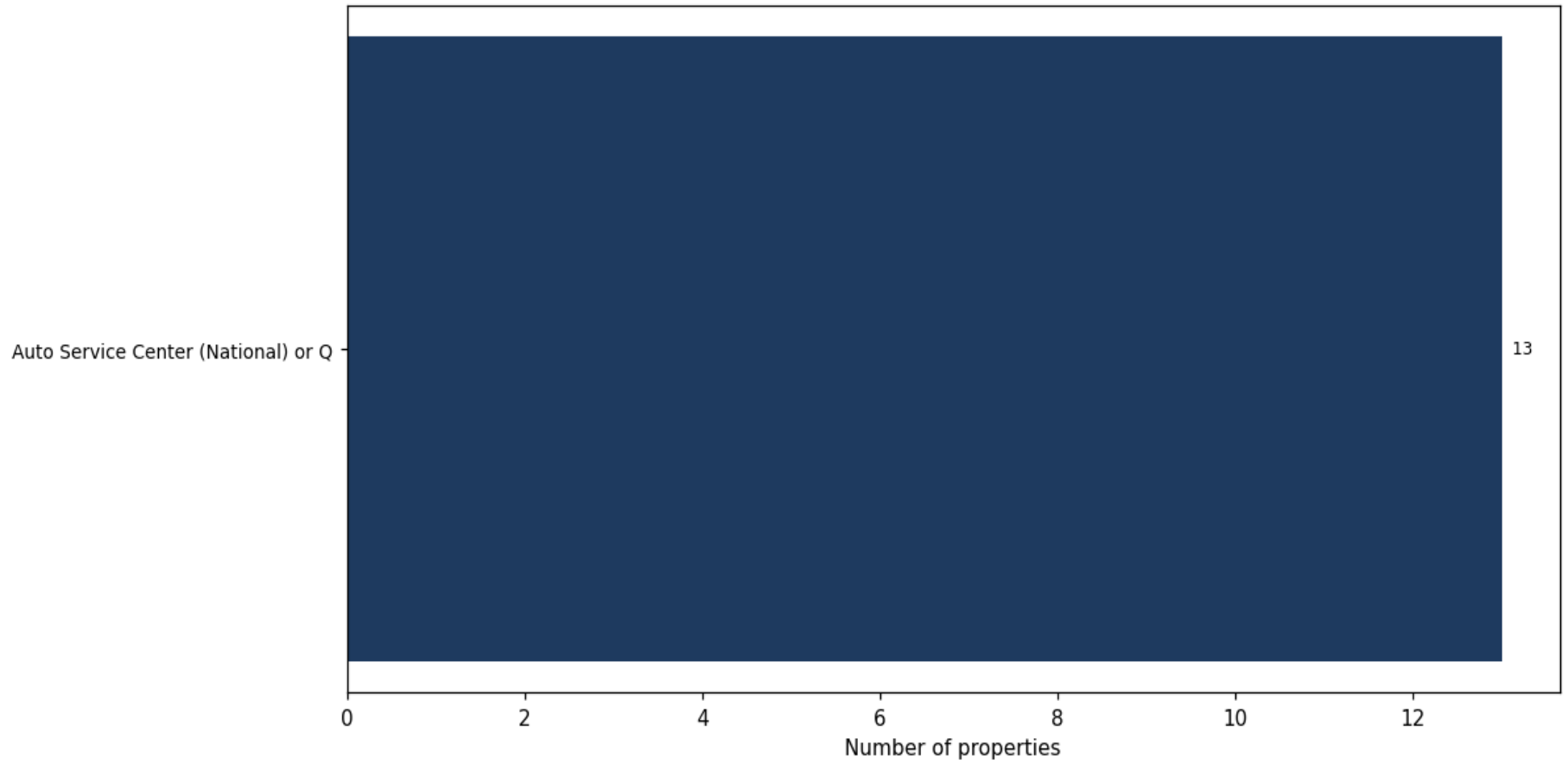
Market value distribution (n=13, top 1% trimmed for readability)



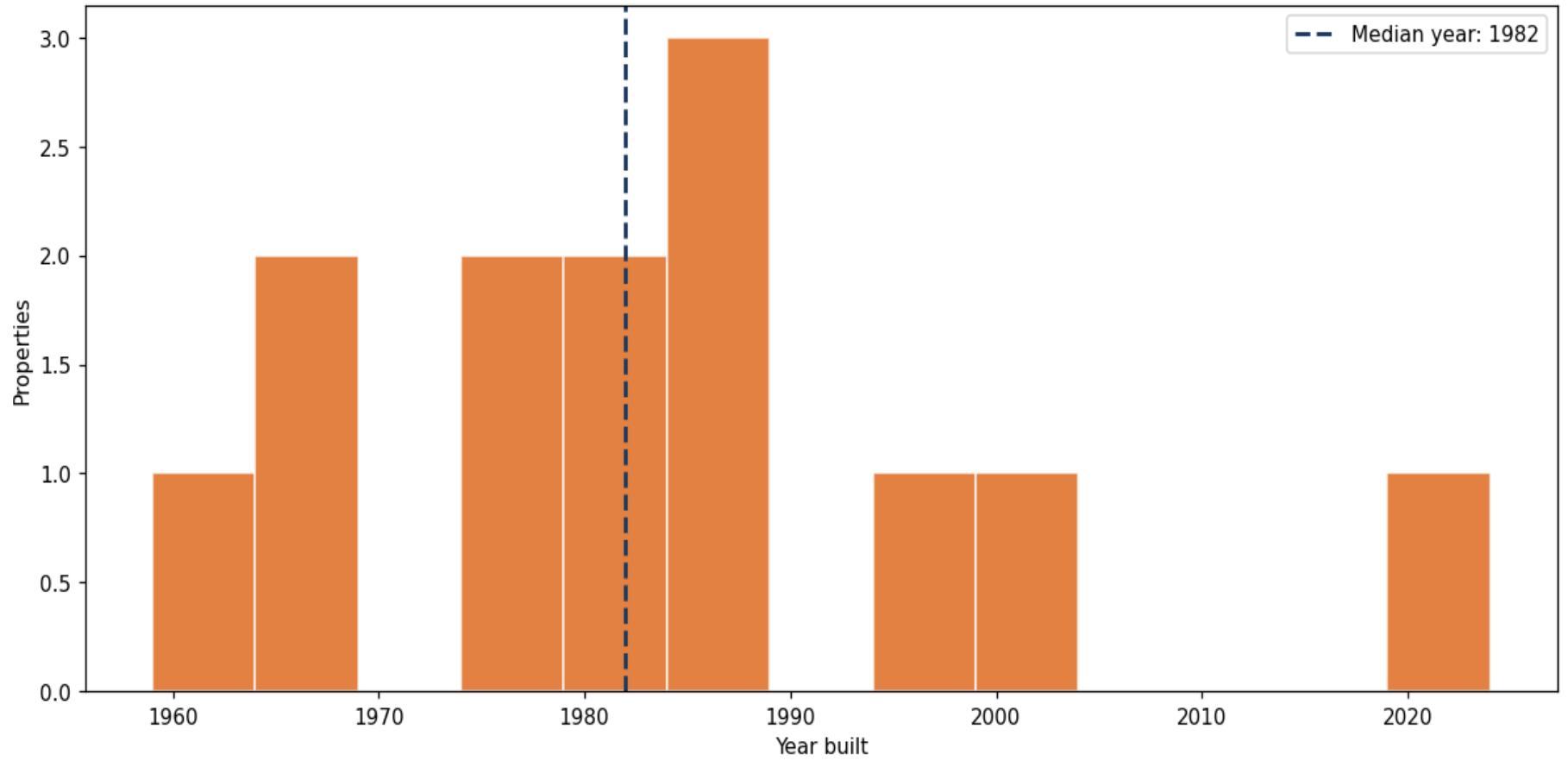
Building size vs. market value (n=11, outliers trimmed)



Top property types by count



Year built distribution (5-year buckets)



Market value vs. assessed value (gap = untaxed appreciation)

