

Pinellas Property Market Report

98 matching properties • May 30, 2026

Filters applied	Headline numbers
City: Clearwater	Properties matched: 98
Property type: Apartments (10 - 49 units)	Median market value: \$1,020,000
	Mean market value: \$1,301,516
	Min / Max: \$135,000 / \$4,667,976
	Mean square footage: 12,206

Top 98 properties by market value

Address	City	Type	Market Value	Sq Ft	Year	Annual Tax
1450 S MARTIN LUTHER KING JR AVE	Clearwater	Apartments (10 - 49 unit)	\$4,667,976	49,632	1982	\$79,295
1167 TURNER ST	Clearwater	Apartments (10 - 49 unit)	\$4,473,795	33,327	1991	\$78,577
300 JONES ST	Clearwater	Apartments (10 - 49 unit)	\$4,300,000	33,964	1958	\$83,214
2657 STATE ROAD 590	Clearwater	Apartments (10 - 49 unit)	\$3,725,472	33,088	1983	\$65,408
1101 HOLT AVE	Clearwater	Apartments (10 - 49 unit)	\$3,685,109	18,703	2012	\$64,806
1142 SUNSET POINT RD	Clearwater	Apartments (10 - 49 unit)	\$3,650,000	22,746	1973	\$96,761
311 S BETTY LN	Clearwater	Apartments (10 - 49 unit)	\$3,610,000	28,060	1970	\$72,571
1260 ENGMAN ST	Clearwater	Apartments (10 - 49 unit)	\$3,182,438	25,194	1956	\$55,137
15 N FERNWOOD AVE	Clearwater	Apartments (10 - 49 unit)	\$2,885,000	26,648	1972	\$57,766
910 WOODLAWN ST	Clearwater	Apartments (10 - 49 unit)	\$2,621,773	24,354	1984	\$46,262
1101 S MARTIN LUTHER KING JR AVE	Clearwater	Apartments (10 - 49 unit)	\$2,550,000	27,831	1981	\$59,992
2057 KINGS HWY	Clearwater	Apartments (10 - 49 unit)	\$2,400,000	29,792	1969	\$47,413
675 MANDALAY AVE	Clearwater	Apartments (10 - 49 unit)	\$2,325,000	5,512	1935	\$44,994

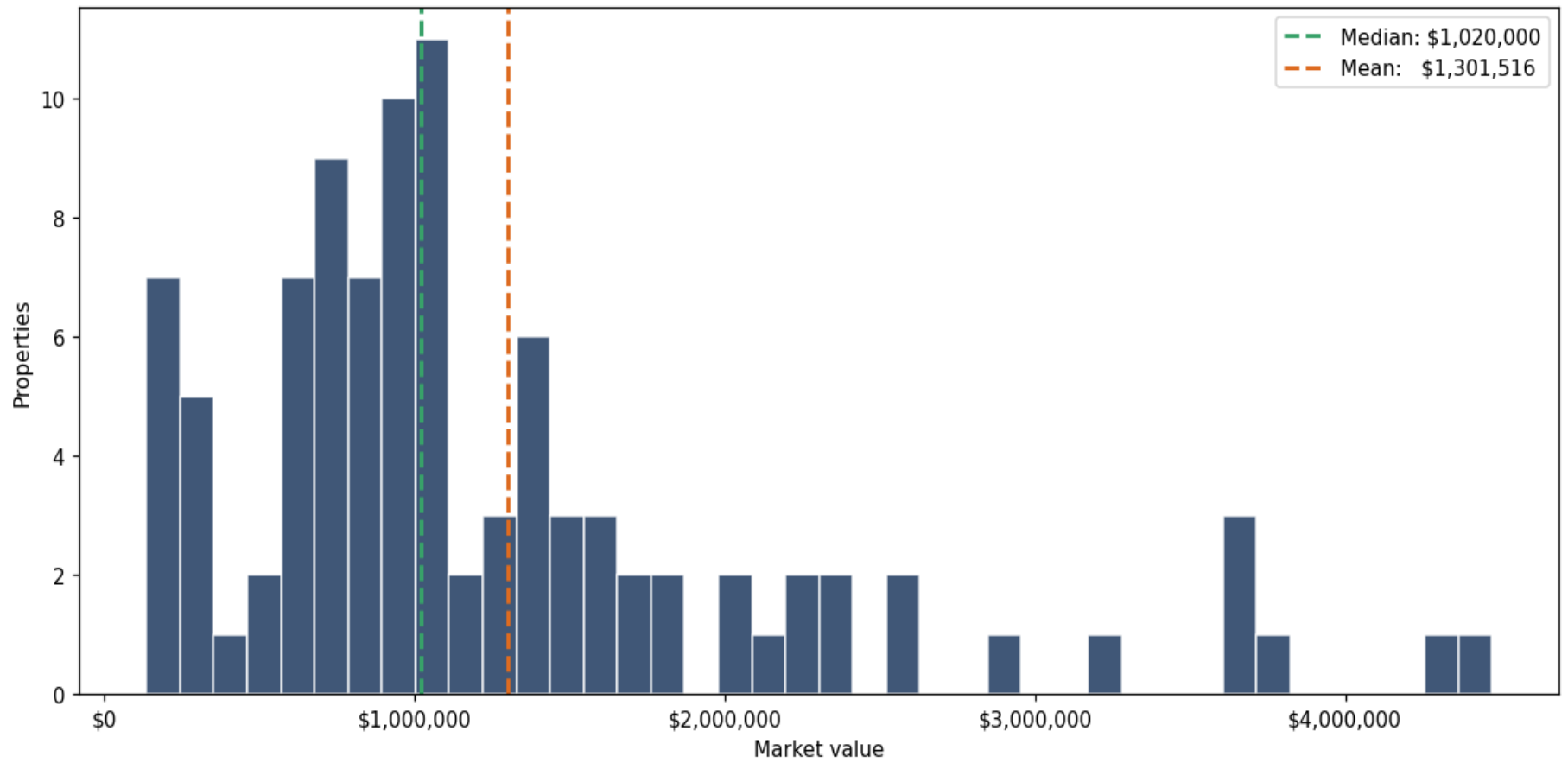
Address	City	Type	Market Value	Sq Ft	Year	Annual Tax
1552 S MYRTLE AVE	Clearwater	Apartments (10 - 49 unit	\$2,304,195	16,509	1930	\$30,964
1335 PIERCE ST	Clearwater	Apartments (10 - 49 unit	\$2,200,000	28,158	1991	\$66,142
1295 SANTA ROSA ST	Clearwater	Apartments (10 - 49 unit	\$2,100,000	16,872	1973	\$40,640
309 S ARCTURAS AVE	Clearwater	Apartments (10 - 49 unit	\$2,050,000	14,433	1969	\$36,769
1330 MORELAND DR	Clearwater	Apartments (10 - 49 unit	\$2,050,000	27,715	1985	\$68,217
1132 AUBURN ST	Clearwater	Apartments (10 - 49 unit	\$1,835,000	12,286	1981	\$34,020
1100 TURNER ST	Clearwater	Apartments (10 - 49 unit	\$1,825,000	20,176	1973	\$43,059
1844 VILLA DR	Clearwater	Apartments (10 - 49 unit	\$1,760,000	22,268	1987	\$35,972
1365 DREW ST	Clearwater	Apartments (10 - 49 unit	\$1,660,000	18,135	1955	\$33,383
1325 N HIGHLAND AVE	Clearwater	Apartments (10 - 49 unit	\$1,640,820	11,662	1991	\$28,958
612 SALLY LN	Clearwater	Apartments (10 - 49 unit	\$1,625,000	12,280	1971	\$32,705
1111 CARDOVA LN	Clearwater	Apartments (10 - 49 unit	\$1,600,442	10,178	1972	\$28,259
1705 APACHE TRL	Clearwater	Apartments (10 - 49 unit	\$1,500,000	8,363	1918	\$32,899
1001 S PROSPECT AVE	Clearwater	Apartments (10 - 49 unit	\$1,500,000	18,060	1972	\$30,964
21 N EVERGREEN AVE	Clearwater	Apartments (10 - 49 unit	\$1,445,000	19,396	1972	\$29,028
111 N LADY MARY DR	Clearwater	Apartments (10 - 49 unit	\$1,400,000	13,056	1973	\$27,093
1116 N PINE ST	Clearwater	Apartments (10 - 49 unit	\$1,400,000	16,590	1988	\$29,512
1390 ARBELIA ST	Clearwater	Apartments (10 - 49 unit	\$1,360,000	16,024	1970	\$27,093
121 N JEFFERSON AVE	Clearwater	Apartments (10 - 49 unit	\$1,360,000	18,267	1976	\$26,319
606 LEMBO CIR	Clearwater	Apartments (10 - 49 unit	\$1,350,000	16,848	1971	\$28,061
810 BELLEAIR RD	Clearwater	Apartments (10 - 49 unit	\$1,350,000	11,168	1973	\$26,125
1520 N SATURN AVE	Clearwater	Apartments (10 - 49 unit	\$1,310,374	12,188	1974	\$22,886
2780 PARK DR	Clearwater	Apartments (10 - 49 unit	\$1,310,000	12,600	1984	\$32,963
1602 FULTON AVE	Clearwater	Apartments (10 - 49 unit	\$1,277,898	14,934	1970	\$22,434
1835 VILLA DR	Clearwater	Apartments (10 - 49 unit	\$1,180,000	17,064	1989	\$23,859

Address	City	Type	Market Value	Sq Ft	Year	Annual Tax
300 S NIMBUS AVE	Clearwater	Apartments (10 - 49 unit	\$1,125,000	7,498	1964	\$21,771
15 BOOTH AVE # 7	Clearwater	Apartments (10 - 49 unit	\$1,100,000	9,816	1964	\$23,371
2063 ALPINE RD	Clearwater	Apartments (10 - 49 unit	\$1,090,000	13,424	1970	\$21,771
1329 DREW ST	Clearwater	Apartments (10 - 49 unit	\$1,085,000	12,330	1965	\$21,771
1410 PARK ST	Clearwater	Apartments (10 - 49 unit	\$1,080,000	10,135	1957	\$20,900
24 S FREDRICA AVE	Clearwater	Apartments (10 - 49 unit	\$1,075,000	9,328	1973	\$20,804
110 N LADY MARY DR	Clearwater	Apartments (10 - 49 unit	\$1,041,032	7,810	1972	\$18,467
30 N LADY MARY DR	Clearwater	Apartments (10 - 49 unit	\$1,026,929	7,452	1973	\$18,227
1817 RAINBOW DR	Clearwater	Apartments (10 - 49 unit	\$1,025,000	9,490	1957	\$20,804
1338 PIERCE ST	Clearwater	Apartments (10 - 49 unit	\$1,020,000	9,598	1972	\$20,320
2430 HARN BLVD	Clearwater	Apartments (10 - 49 unit	\$1,020,000	13,664	1968	\$22,739
2011 ALPINE RD	Clearwater	Apartments (10 - 49 unit	\$1,020,000	10,060	1972	\$20,417
2025 EDGEWATER DR	Clearwater	Apartments (10 - 49 unit	\$1,000,000	11,952	1972	\$19,546
1451 GULF TO BAY BLVD	Clearwater	Apartments (10 - 49 unit	\$994,953	8,938	1957	\$17,012
1305 FRANKLIN ST	Clearwater	Apartments (10 - 49 unit	\$975,000	7,434	1971	\$19,642
1767 LEO LN S	Clearwater	Apartments (10 - 49 unit	\$960,000	8,604	1986	\$19,739
1400 ALPINE RD	Clearwater	Apartments (10 - 49 unit	\$950,000	11,252	1971	\$18,965
600 S BETTY LN	Clearwater	Apartments (10 - 49 unit	\$950,000	11,256	1971	\$18,578
1280 DRUID RD E	Clearwater	Apartments (10 - 49 unit	\$950,000	12,192	1960	\$18,675
1408 ALPINE RD	Clearwater	Apartments (10 - 49 unit	\$950,000	9,958	1979	\$18,965
1482 FRANKLIN ST	Clearwater	Apartments (10 - 49 unit	\$950,000	11,030	1972	\$19,352
1419 LEO LN E	Clearwater	Apartments (10 - 49 unit	\$942,543	9,462	1974	\$16,446
2035 EDGEWATER DR	Clearwater	Apartments (10 - 49 unit	\$885,000	6,790	1955	\$17,707
1903 RAINBOW DR	Clearwater	Apartments (10 - 49 unit	\$865,000	10,412	1968	\$17,707
514 S BETTY LN # 1	Clearwater	Apartments (10 - 49 unit	\$860,000	10,040	1973	\$17,417

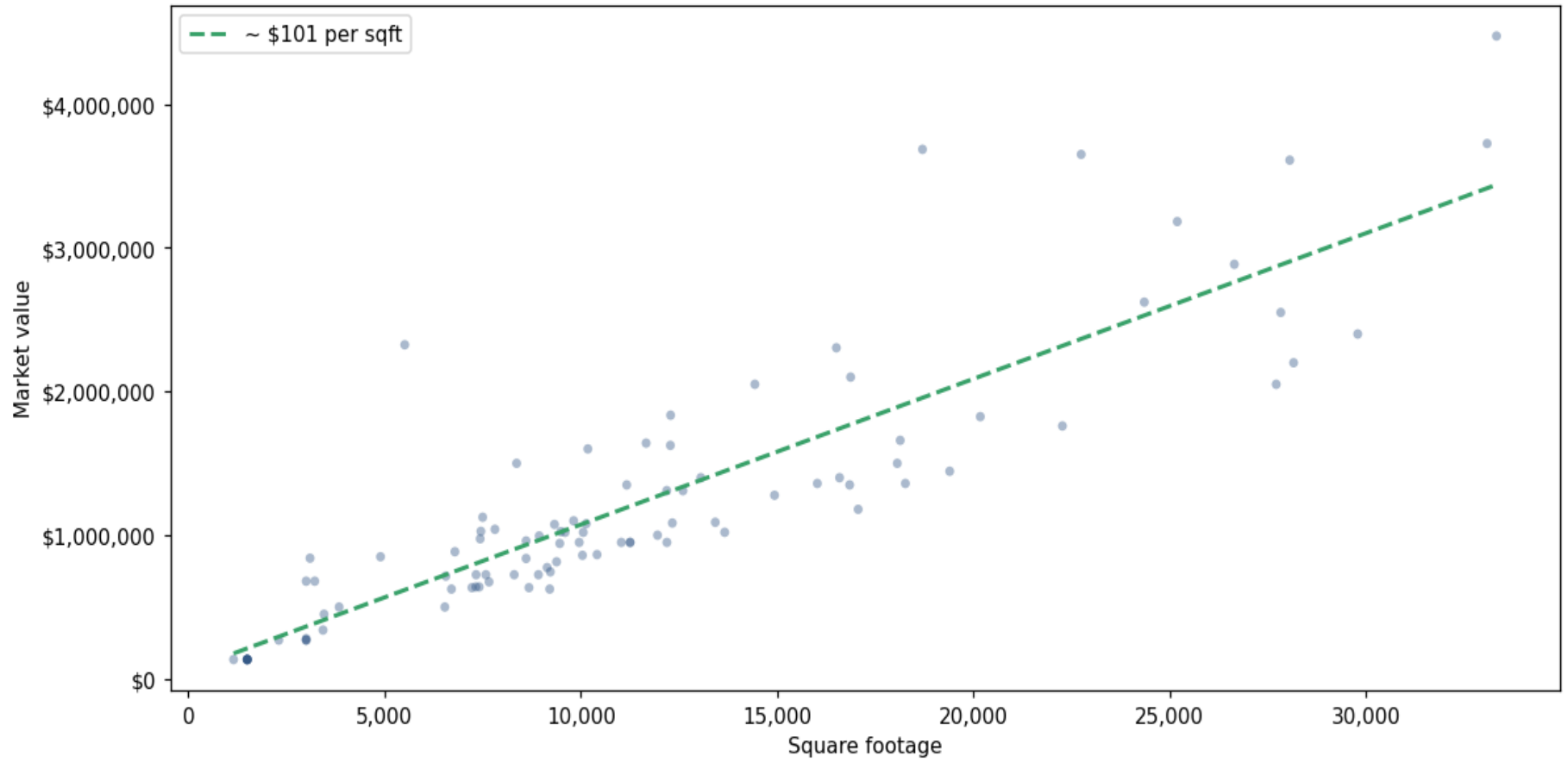
Address	City	Type	Market Value	Sq Ft	Year	Annual Tax
403 S CIRUS AVE	Clearwater	Apartments (10 - 49 unit	\$850,000	4,895	1954	\$16,449
407 S JUPITER AVE	Clearwater	Apartments (10 - 49 unit	\$840,000	3,100	1951	\$16,159
1405 LEO LN E	Clearwater	Apartments (10 - 49 unit	\$837,862	8,604	1978	\$15,035
2023 ALPINE RD	Clearwater	Apartments (10 - 49 unit	\$815,000	9,380	1971	\$16,256
1253 TURNER ST	Clearwater	Apartments (10 - 49 unit	\$775,000	9,140	1970	\$15,772
2704 SOUTH DR # A	Clearwater	Apartments (10 - 49 unit	\$745,000	9,222	1965	\$15,869
300 GUNN AVE	Clearwater	Apartments (10 - 49 unit	\$725,000	7,330	1968	\$14,804
808 GRAND CENTRAL ST	Clearwater	Apartments (10 - 49 unit	\$725,000	8,918	1975	\$14,998
301 S NIMBUS AVE	Clearwater	Apartments (10 - 49 unit	\$725,000	8,301	1966	\$14,804
411 S NIMBUS AVE	Clearwater	Apartments (10 - 49 unit	\$725,000	7,580	1970	\$15,675
404 S MERCURY AVE	Clearwater	Apartments (10 - 49 unit	\$715,000	6,560	1968	\$14,804
1111 PINELLAS ST	Clearwater	Apartments (10 - 49 unit	\$680,000	3,220	1960	\$18,868
1114 PINELLAS ST	Clearwater	Apartments (10 - 49 unit	\$680,000	3,000	1960	\$18,868
2069 ALPINE RD	Clearwater	Apartments (10 - 49 unit	\$675,000	7,660	1972	\$13,353
1462 HAMLET AVE	Clearwater	Apartments (10 - 49 unit	\$640,000	7,324	1969	\$12,966
311 S FERNWOOD AVE	Clearwater	Apartments (10 - 49 unit	\$640,000	7,409	1972	\$13,160
1040 S FT HARRISON AVE	Clearwater	Apartments (10 - 49 unit	\$635,000	7,224	1953	\$12,772
1008 PINELLAS ST	Clearwater	Apartments (10 - 49 unit	\$635,000	8,678	1971	\$12,579
2612 SOUTH DR	Clearwater	Apartments (10 - 49 unit	\$625,000	9,206	1971	\$13,160
615 OAK AVE	Clearwater	Apartments (10 - 49 unit	\$625,000	6,702	1961	\$12,579
400 S SATURN AVE	Clearwater	Apartments (10 - 49 unit	\$500,000	3,840	1986	\$10,160
509 N FT HARRISON AVE	Clearwater	Apartments (10 - 49 unit	\$500,000	6,534	1910	\$7,741
1015 VINE AVE	Clearwater	Apartments (10 - 49 unit	\$450,000	3,456	1961	\$9,289
1012 N FT HARRISON AVE	Clearwater	Apartments (10 - 49 unit	\$340,000	3,430	1926	\$6,580
1115 PINELLAS ST	Clearwater	Apartments (10 - 49 unit	\$280,000	3,000	1958	\$7,547

Address	City	Type	Market Value	Sq Ft	Year	Annual Tax
1126 PINELLAS ST	Clearwater	Apartments (10 - 49 unit	\$270,000	3,000	1960	\$7,547
1012 VINE AVE	Clearwater	Apartments (10 - 49 unit	\$270,000	2,304	1962	\$5,612
1122 PINELLAS ST	Clearwater	Apartments (10 - 49 unit	\$270,000	3,000	1960	\$7,547
1129 PINELLAS ST	Clearwater	Apartments (10 - 49 unit	\$135,000	1,500	1957	\$3,774
1135 PINELLAS ST	Clearwater	Apartments (10 - 49 unit	\$135,000	1,500	1959	\$3,774
1016 VINE AVE	Clearwater	Apartments (10 - 49 unit	\$135,000	1,152	1961	\$2,806
1127 PINELLAS ST	Clearwater	Apartments (10 - 49 unit	\$135,000	1,500	1957	\$3,774
1123 PINELLAS ST	Clearwater	Apartments (10 - 49 unit	\$135,000	1,500	1957	\$3,774
1121 PINELLAS ST	Clearwater	Apartments (10 - 49 unit	\$135,000	1,500	1957	\$3,774
1133 PINELLAS ST	Clearwater	Apartments (10 - 49 unit	\$135,000	1,500	1958	\$3,774

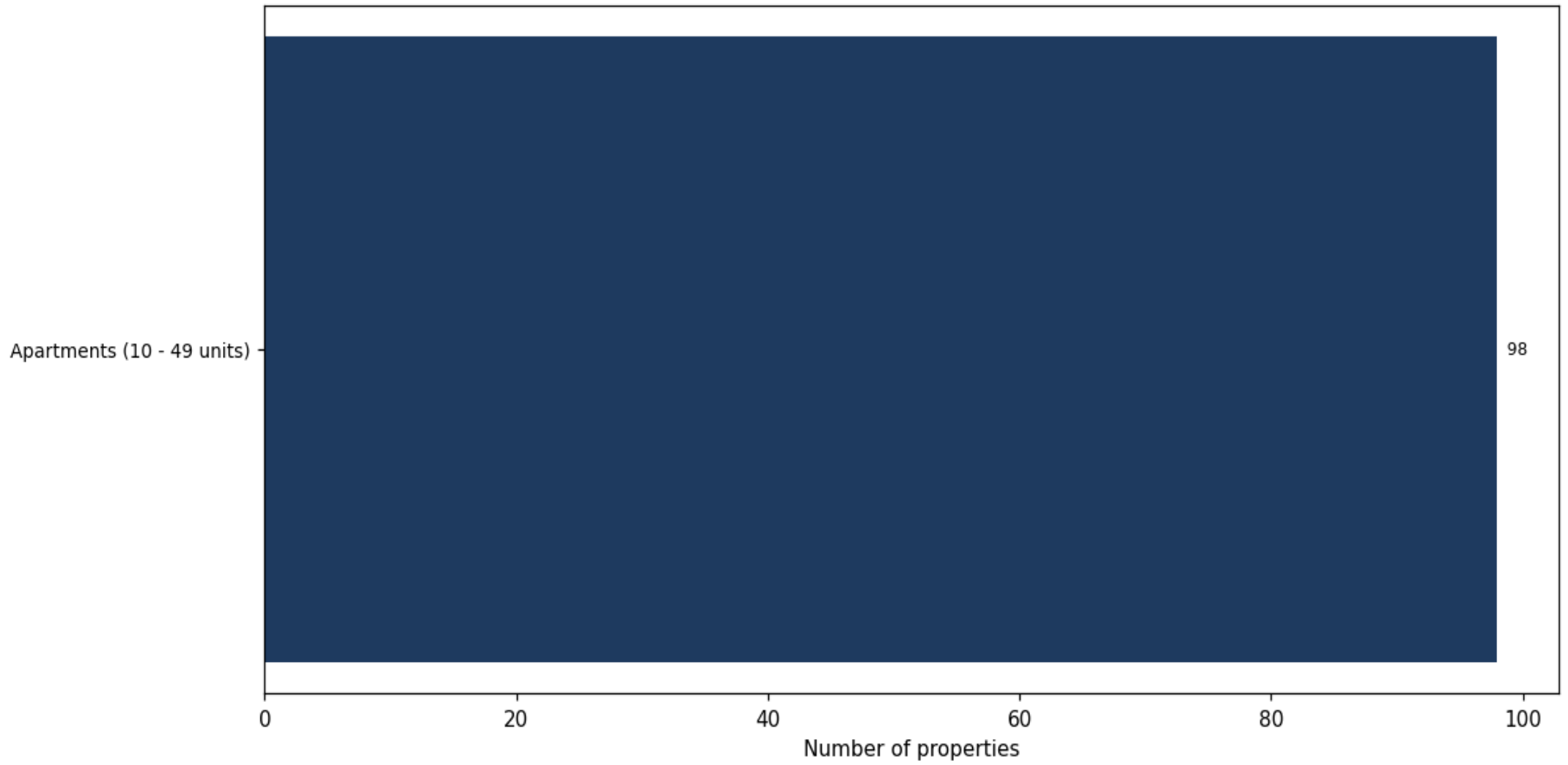
Market value distribution (n=98, top 1% trimmed for readability)



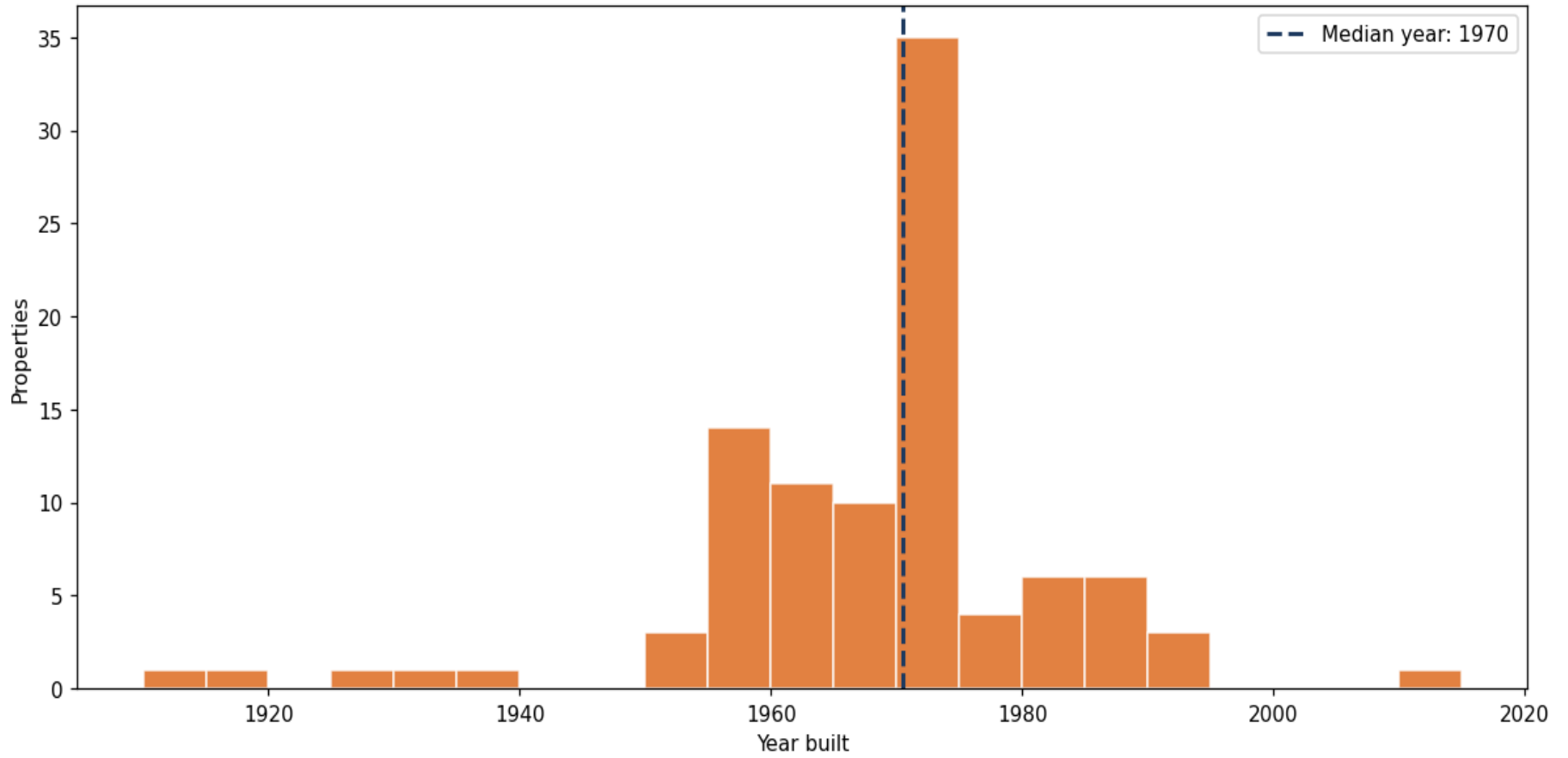
Building size vs. market value (n=96, outliers trimmed)



Top property types by count



Year built distribution (5-year buckets)



Market value vs. assessed value (gap = untaxed appreciation)

