

Pinellas Property Market Report

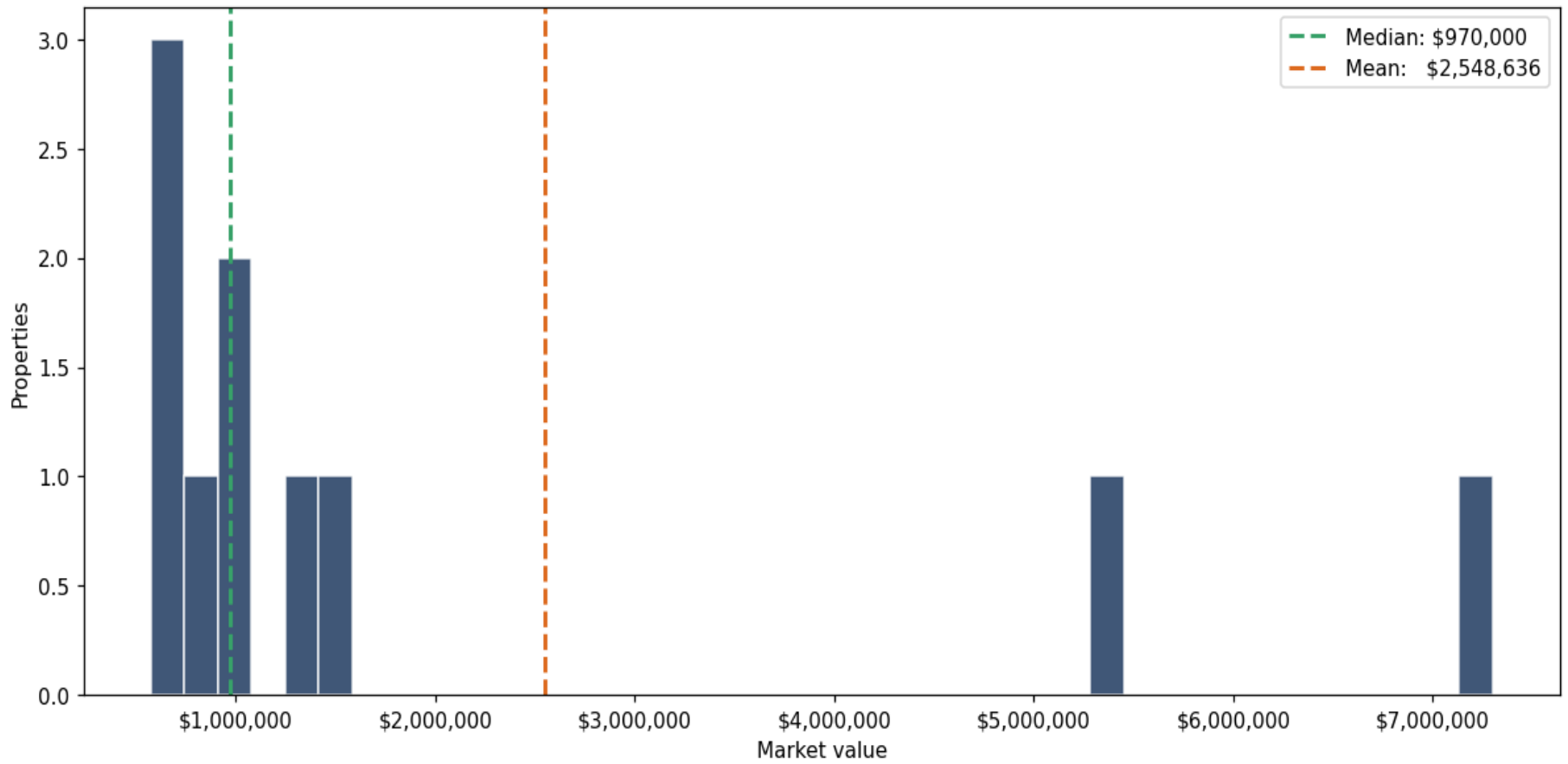
11 matching properties • May 30, 2026

Filters applied	Headline numbers
City: Belleair Bluffs	Properties matched: 11
Property type: Strip Store - (2 or more stores)	Median market value: \$970,000
	Mean market value: \$2,548,636
	Min / Max: \$575,000 / \$7,875,000
	Mean square footage: 16,142

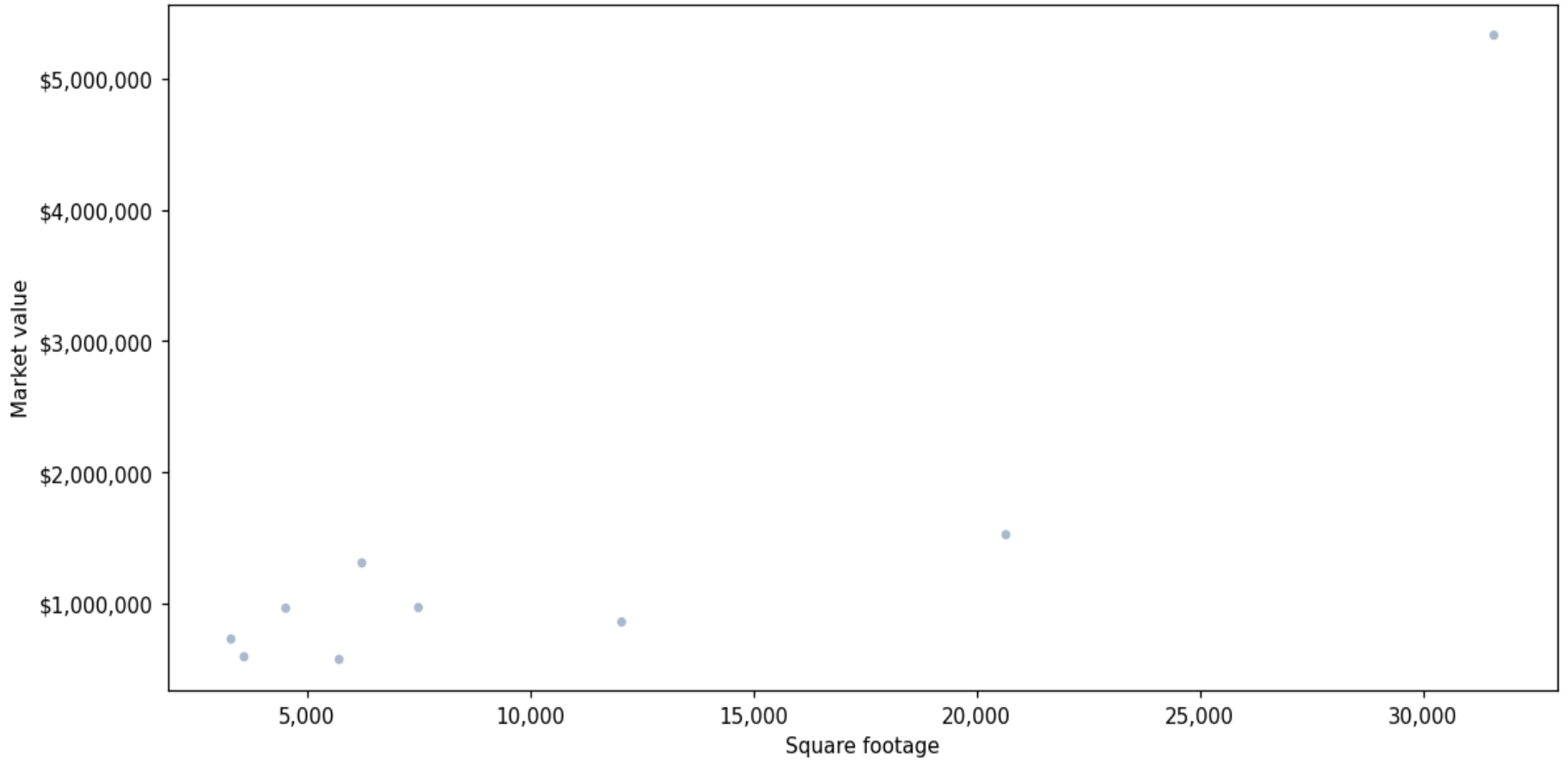
Top 11 properties by market value

Address	City	Type	Market Value	Sq Ft	Year	Annual Tax
2901 WEST BAY DR	Belleair Bluffs	Strip Store - (2 or more)	\$7,875,000	43,396	1969	\$153,172
2900 WEST BAY DR	Belleair Bluffs	Strip Store - (2 or more)	\$7,300,000	38,988	1957	\$139,059
100 INDIAN ROCKS RD N	Belleair Bluffs	Strip Store - (2 or more)	\$5,330,000	31,583	1958	\$102,554
598 INDIAN ROCKS RD N	Belleair Bluffs	Strip Store - (2 or more)	\$1,525,000	20,656	1955	\$29,073
790 INDIAN ROCKS RD N	Belleair Bluffs	Strip Store - (2 or more)	\$1,310,000	6,235	1952	\$24,651
510 INDIAN ROCKS RD N	Belleair Bluffs	Strip Store - (2 or more)	\$970,000	7,500	1971	\$19,288
232 INDIAN ROCKS RD N	Belleair Bluffs	Strip Store - (2 or more)	\$965,000	4,530	1960	\$18,159
580 INDIAN ROCKS RD	Belleair Bluffs	Strip Store - (2 or more)	\$860,000	12,052	1951	\$16,935
420 INDIAN ROCKS RD N	Belleair Bluffs	Strip Store - (2 or more)	\$730,000	3,304	1957	\$14,395
280 INDIAN ROCKS RD N	Belleair Bluffs	Strip Store - (2 or more)	\$595,000	3,596	1967	\$11,855
2601 JEWEL RD	Belleair Bluffs	Strip Store - (2 or more)	\$575,000	5,724	1973	\$12,043

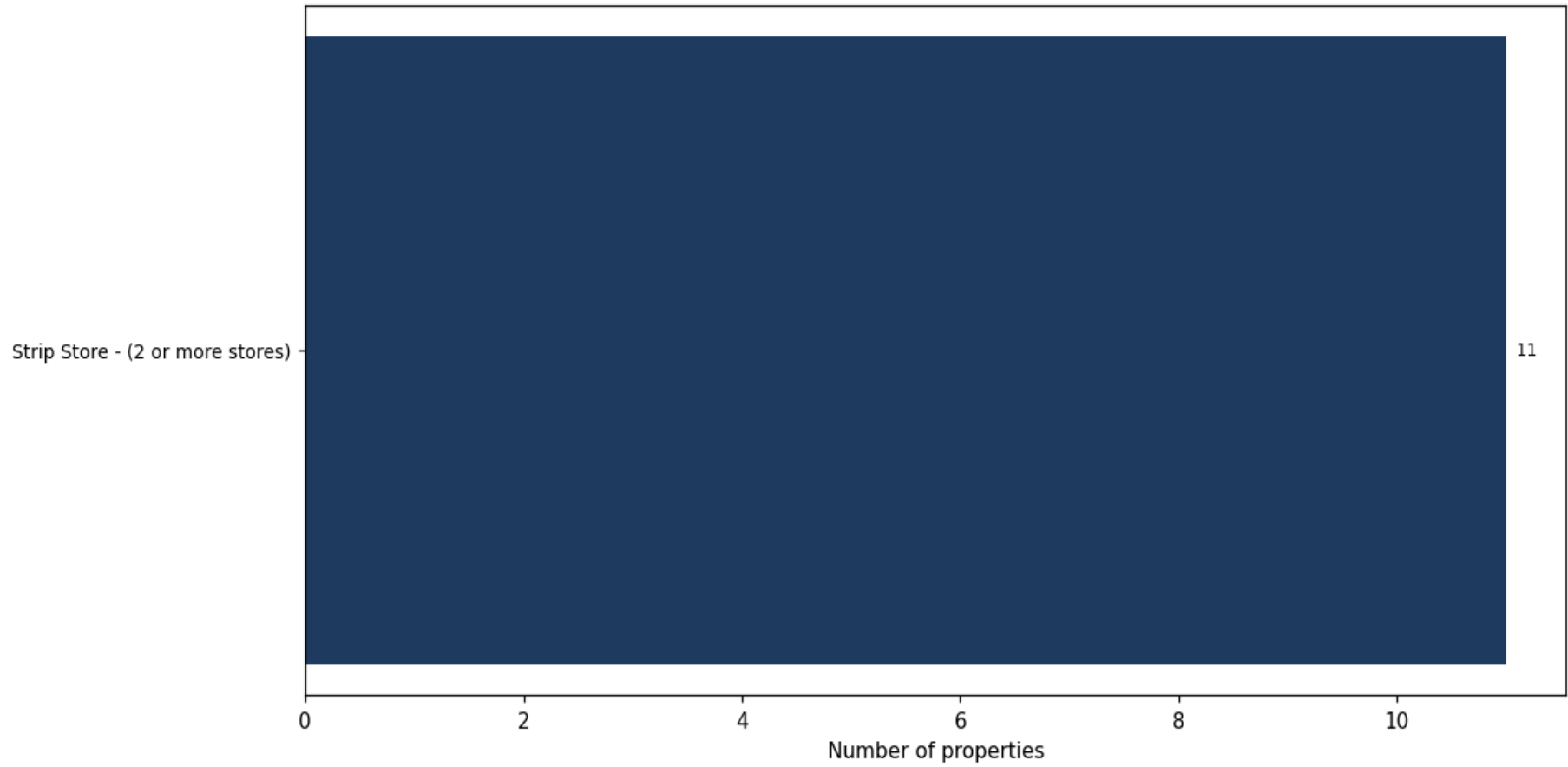
Market value distribution (n=11, top 1% trimmed for readability)



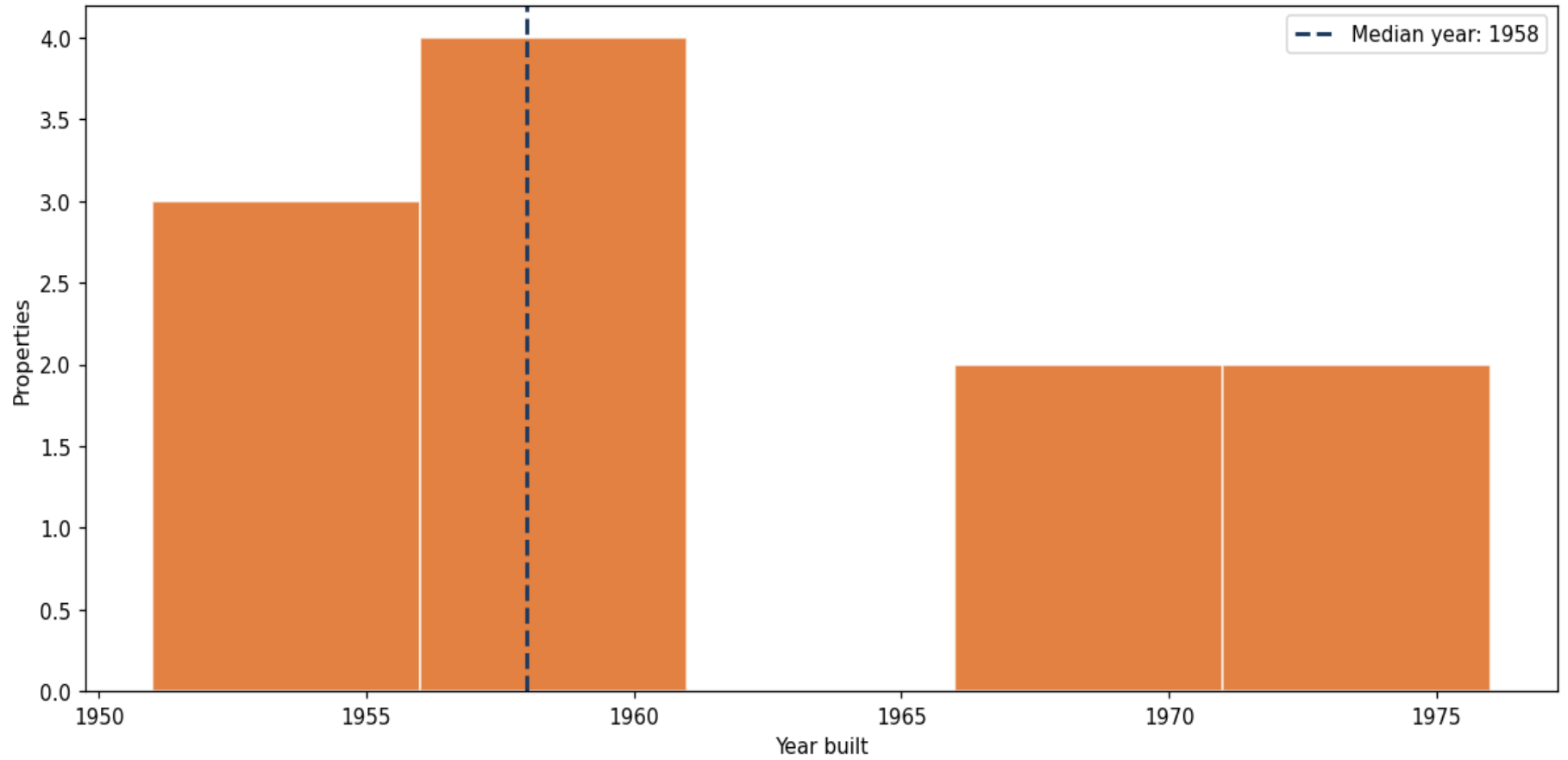
Building size vs. market value (n=9, outliers trimmed)



Top property types by count



Year built distribution (5-year buckets)



Market value vs. assessed value (gap = untaxed appreciation)

