

# Pinellas Property Market Report

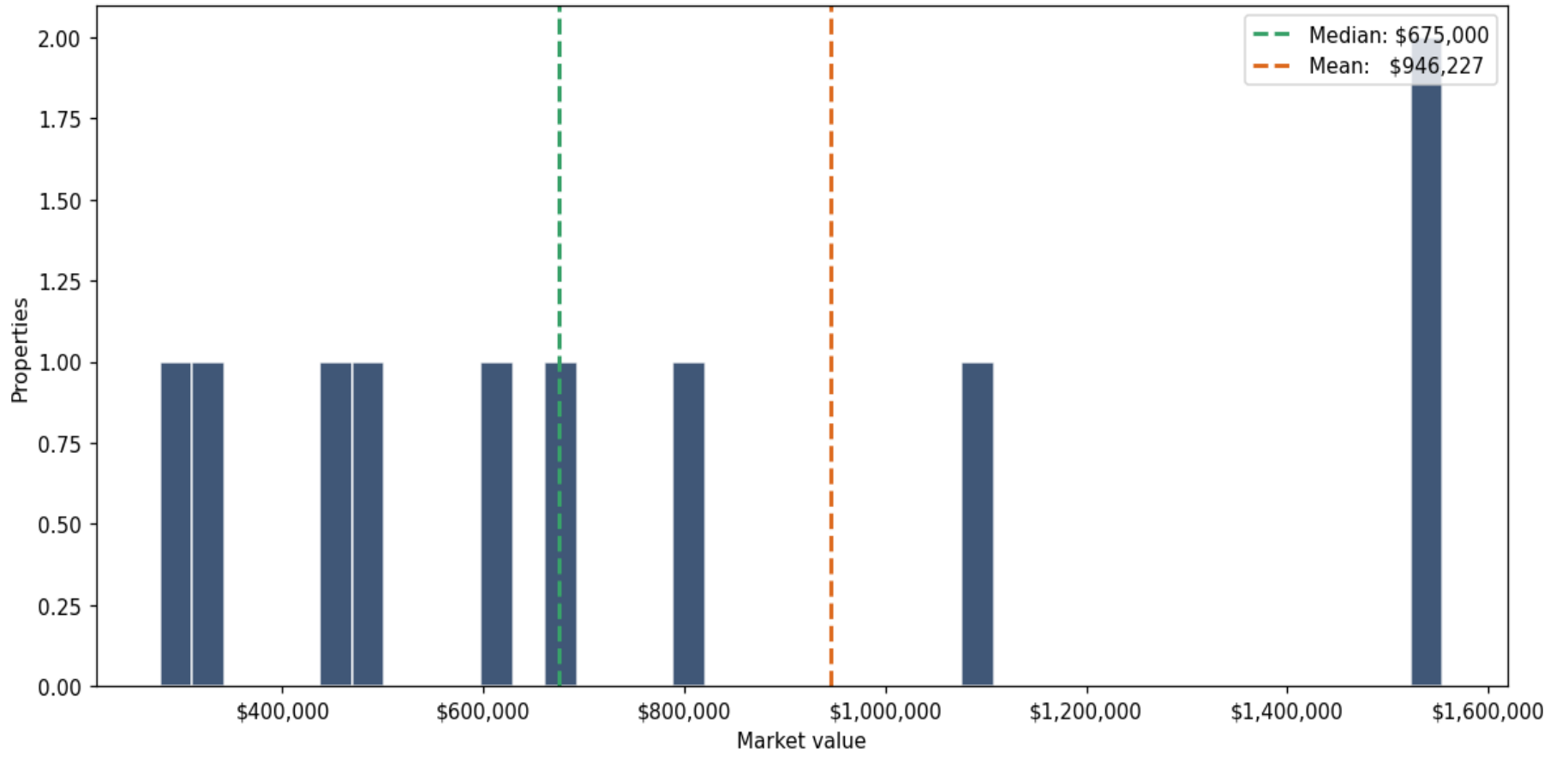
11 matching properties • May 30, 2026

Filters applied	Headline numbers
<b>City:</b> Belleair Bluffs	<b>Properties matched:</b> 11
<b>Property type:</b> General Office	<b>Median market value:</b> \$675,000
	<b>Mean market value:</b> \$946,227
	<b>Min / Max:</b> \$278,000 / \$2,595,000
	<b>Mean square footage:</b> 5,711

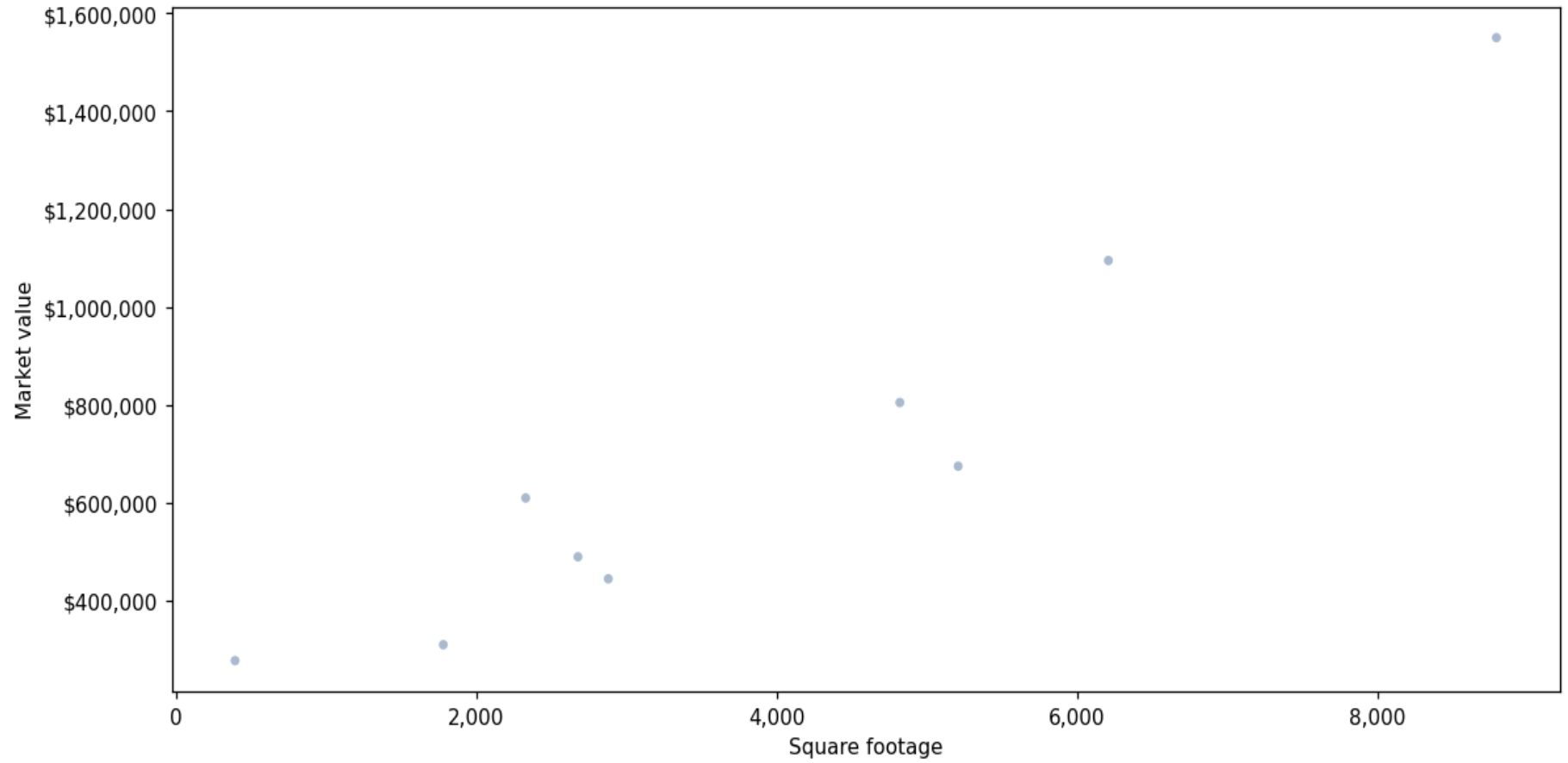
## Top 11 properties by market value

Address	City	Type	Market Value	Sq Ft	Year	Annual Tax
125 INDIAN ROCKS RD N	Belleair Bluffs	General Office	\$2,595,000	18,127	1962	\$46,102
2934 WEST BAY DR	Belleair Bluffs	General Office	\$1,555,000	9,607	1968	\$29,261
400 INDIAN ROCKS RD N	Belleair Bluffs	General Office	\$1,550,000	8,790	1960	\$30,108
455 INDIAN ROCKS RD N	Belleair Bluffs	General Office	\$1,095,000	6,208	1987	\$21,169
575 INDIAN ROCKS RD N	Belleair Bluffs	General Office	\$805,000	4,820	1985	\$15,336
321 INDIAN ROCKS RD N	Belleair Bluffs	General Office	\$675,000	5,208	1958	\$12,890
4 SOUTH WIND DR	Belleair Bluffs	General Office	\$610,000	2,330	1956	\$11,478
259 INDIAN ROCKS RD N	Belleair Bluffs	General Office	\$490,000	2,678	2005	\$9,315
2811 WEST BAY DR	Belleair Bluffs	General Office	\$445,000	2,880	1968	\$8,656
205 INDIAN ROCKS RD N	Belleair Bluffs	General Office	\$310,500	1,782	1955	\$7,151
305 INDIAN ROCKS RD N	Belleair Bluffs	General Office	\$278,000	396	1966	\$5,269

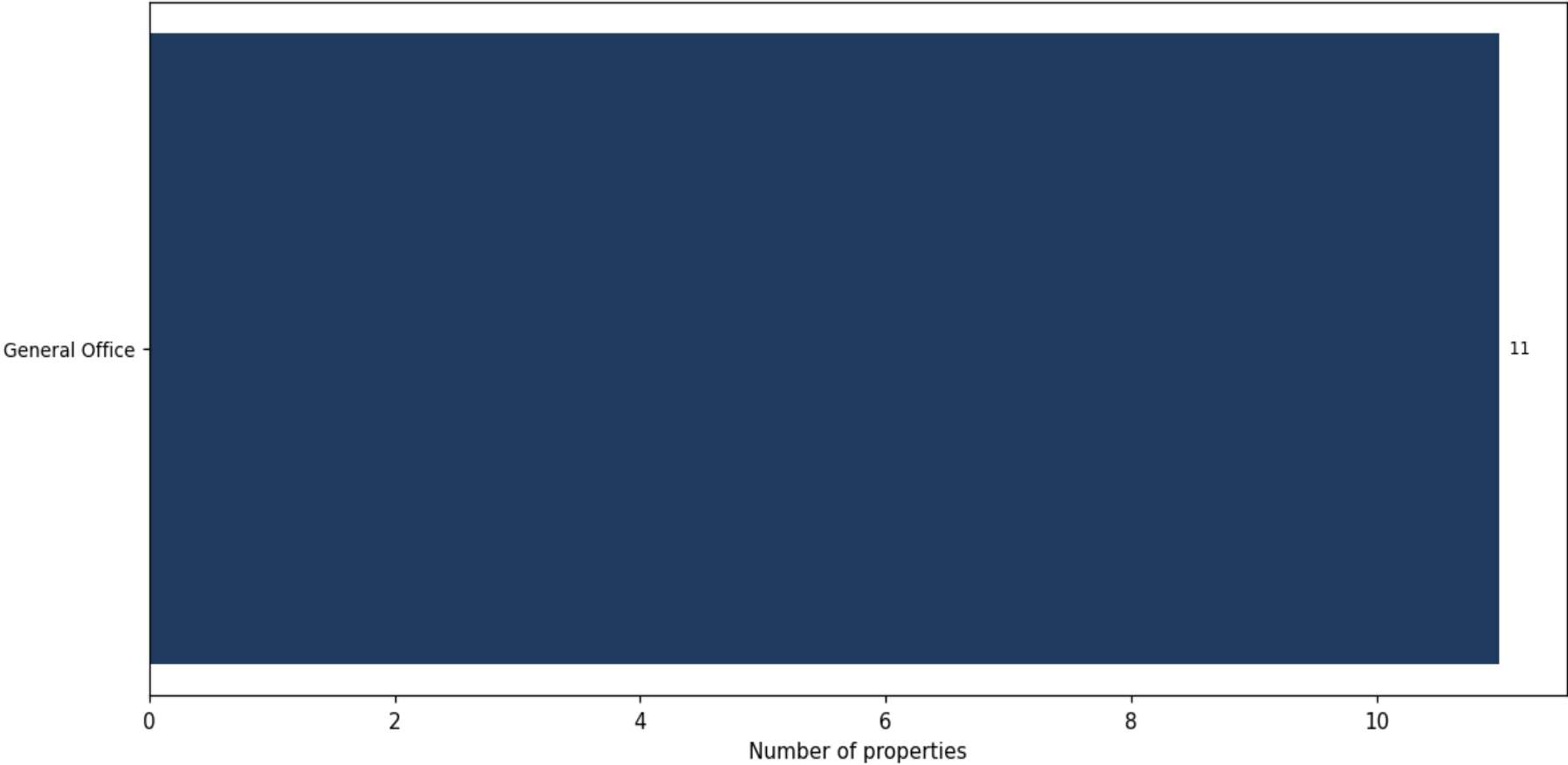
**Market value distribution (n=11, top 1% trimmed for readability)**



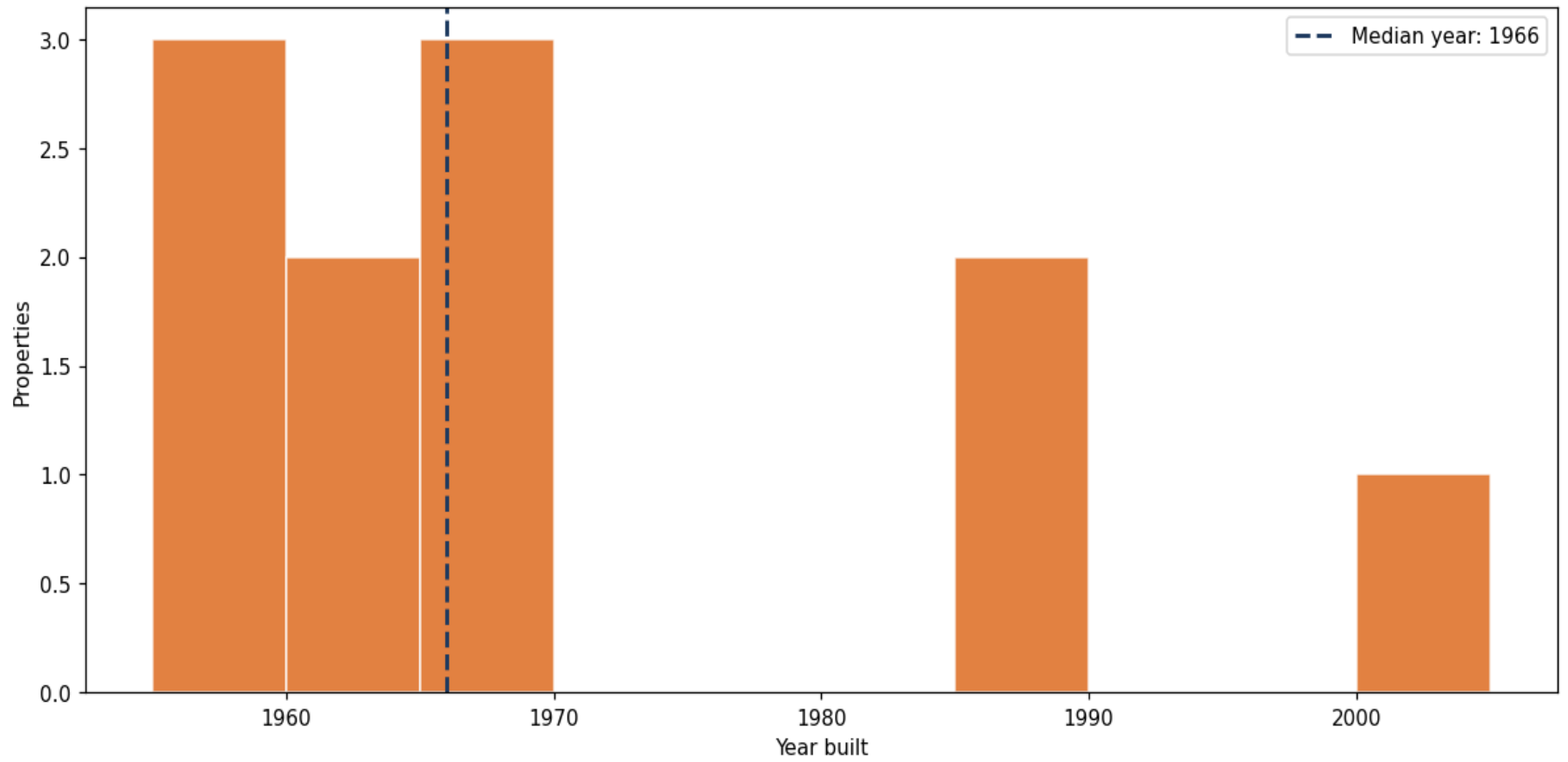
**Building size vs. market value (n=9, outliers trimmed)**



### Top property types by count



**Year built distribution (5-year buckets)**



**Market value vs. assessed value (gap = untaxed appreciation)**

