

# Pinellas Property Market Report

19 matching properties • May 30, 2026

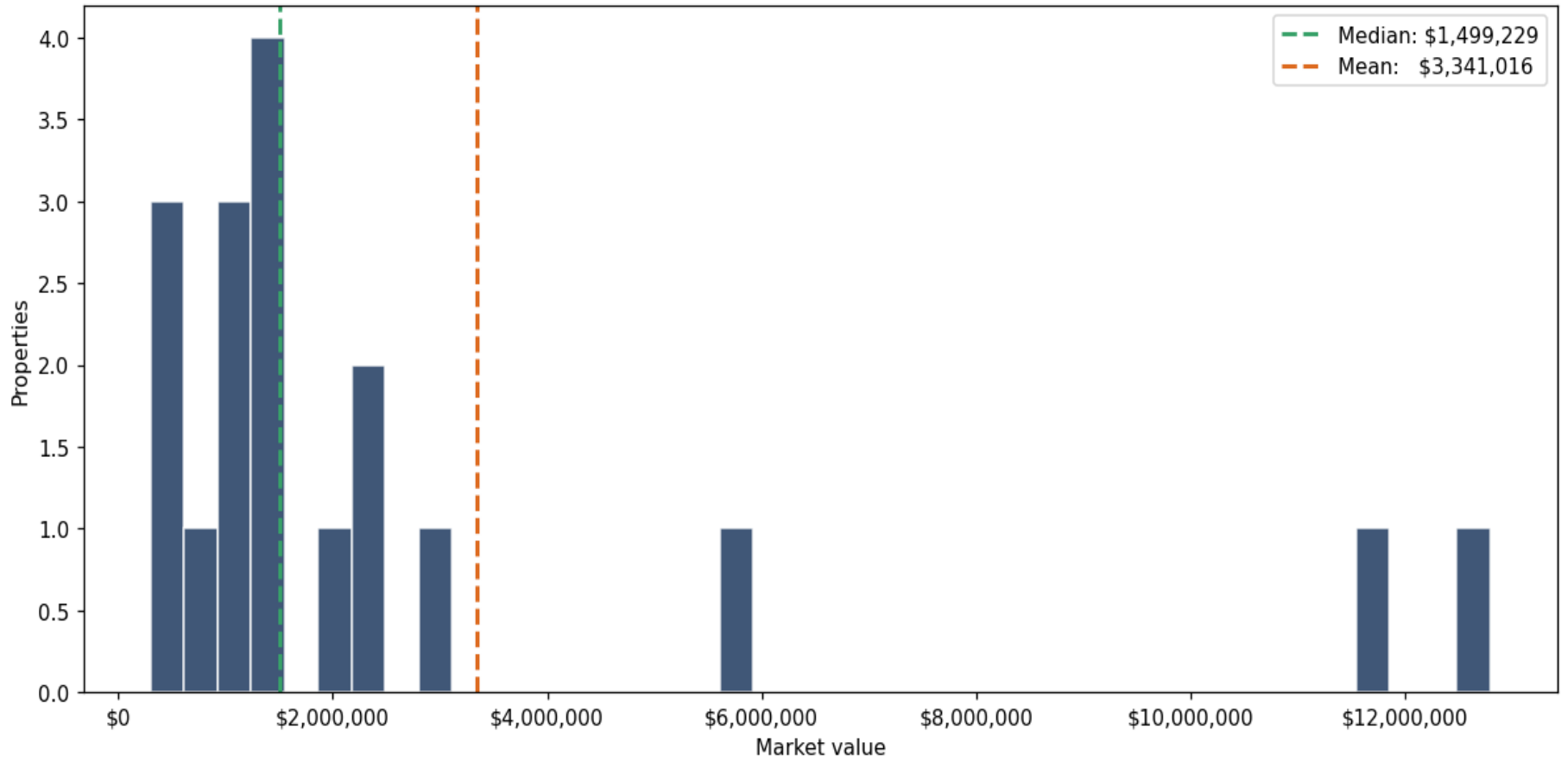
Filters applied	Headline numbers
<b>City:</b> Belleair	<b>Properties matched:</b> 19
<b>Property type:</b> Single Family - more than one house per parcel	<b>Median market value:</b> \$1,499,229
	<b>Mean market value:</b> \$3,341,016
	<b>Min / Max:</b> \$301,865 / \$12,849,481
	<b>Mean square footage:</b> 5,881

## Top 19 properties by market value

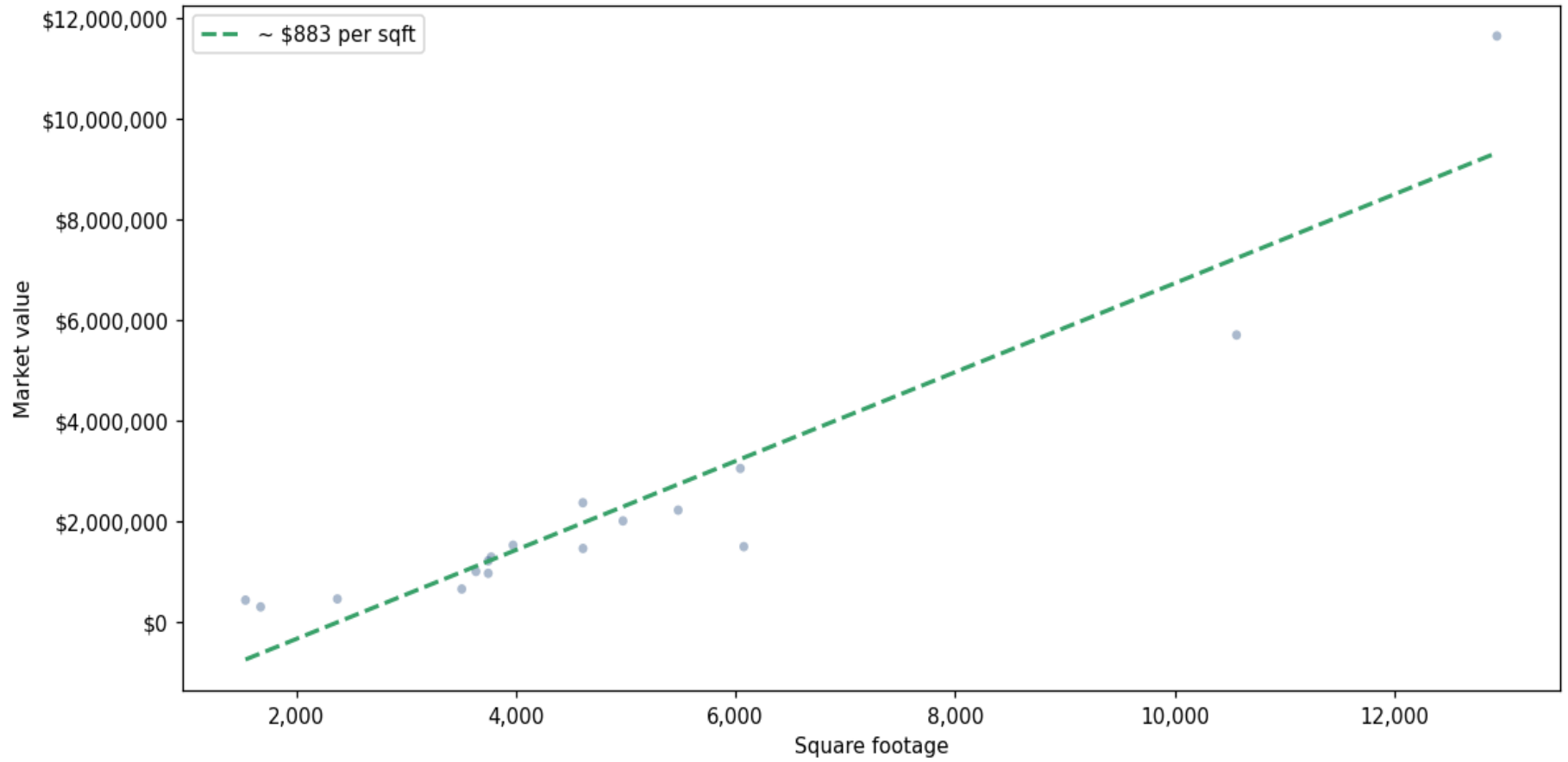
Address	City	Type	Market Value	Sq Ft	Year	Annual Tax
100 PALMETTO RD	Belleair	Single Family - more tha	\$12,849,481	14,590	2005	\$268,238
135 WILLADEL DR	Belleair	Single Family - more tha	\$12,793,095	13,888	2015	\$263,716
144 WILLADEL DR	Belleair	Single Family - more tha	\$11,644,471	12,935	2001	\$225,504
16 AMBLESIDE DR	Belleair	Single Family - more tha	\$5,703,616	10,564	1971	\$122,310
160 WILLADEL DR	Belleair	Single Family - more tha	\$3,052,940	6,044	1925	\$65,197
1574 DRUID RD S	Belleair	Single Family - more tha	\$2,371,304	4,610	1918	\$49,747
251 PINE RD	Belleair	Single Family - more tha	\$2,224,156	5,478	1927	\$45,712
1577 ALEXANDER RD	Belleair	Single Family - more tha	\$2,010,299	4,975	1996	\$40,267
440 COUNTRY CLUB RD	Belleair	Single Family - more tha	\$1,527,655	3,974	1927	\$33,204
951 INDIAN ROCKS RD	Belleair	Single Family - more tha	\$1,499,229	6,076	1920	\$30,878
407 ROEBLING RD S	Belleair	Single Family - more tha	\$1,462,574	4,611	1996	\$29,645
1717 PEACEFUL AVE	Belleair	Single Family - more tha	\$1,292,452	3,775	1927	\$26,688
1330 INDIAN ROCKS RD	Belleair	Single Family - more tha	\$1,216,906	3,748	1925	\$25,757

Address	City	Type	Market Value	Sq Ft	Year	Annual Tax
845 INDIAN ROCKS RD	Belleair	Single Family - more tha	\$1,006,476	3,636	1972	\$21,580
295 BELLEVIEW BLVD	Belleair	Single Family - more tha	\$969,339	3,748	1900	\$20,678
417 BELLEVIEW BLVD	Belleair	Single Family - more tha	\$657,223	3,507	1955	\$12,655
705 INDIAN ROCKS RD	Belleair	Single Family - more tha	\$460,033	2,374	1921	\$8,906
417 WILDWOOD WAY	Belleair	Single Family - more tha	\$436,185	1,537	1948	\$8,174
424 WILDWOOD WAY	Belleair	Single Family - more tha	\$301,865	1,675	1926	\$5,722

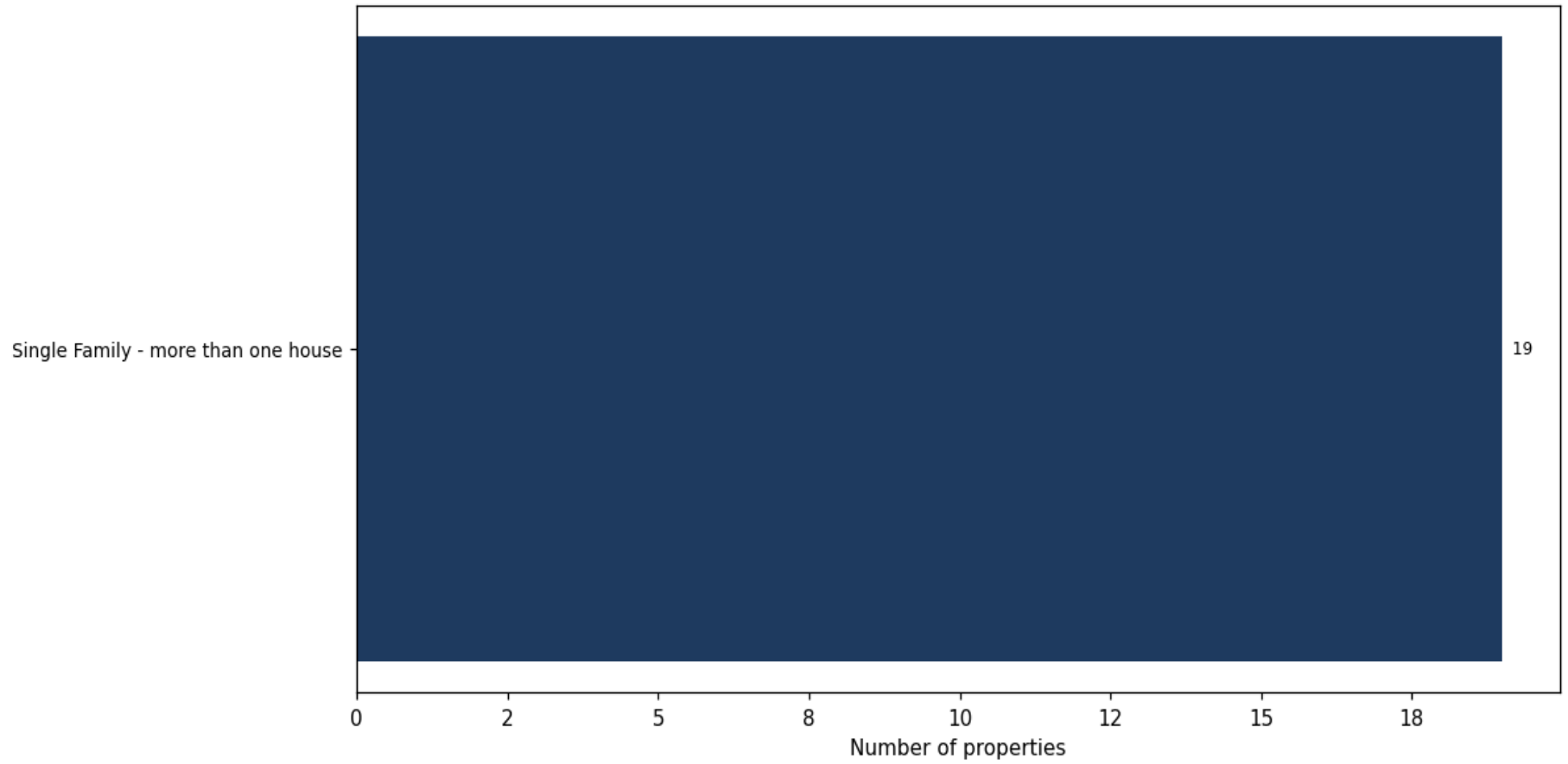
**Market value distribution (n=19, top 1% trimmed for readability)**



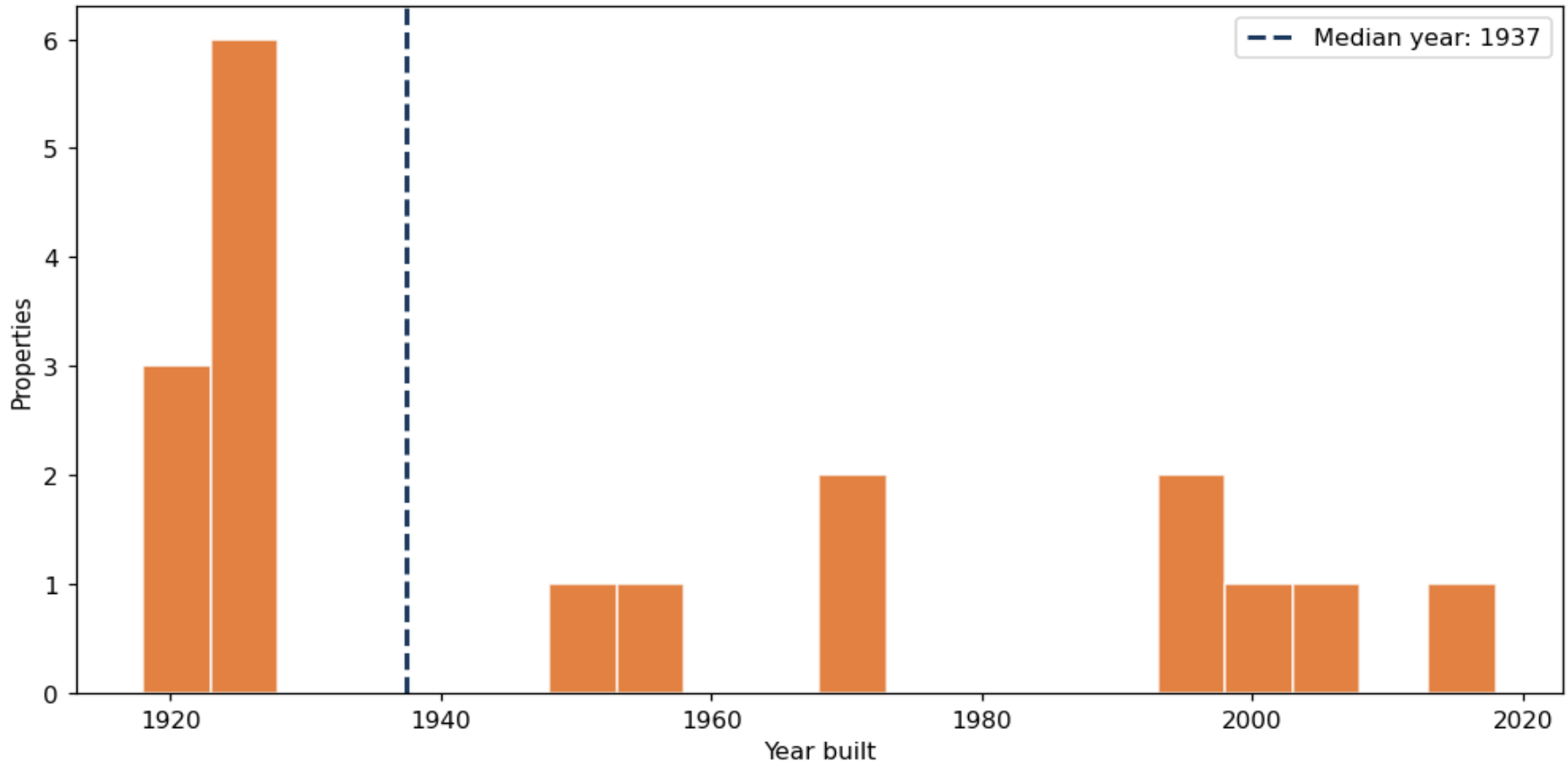
**Building size vs. market value (n=17, outliers trimmed)**



### Top property types by count



**Year built distribution (5-year buckets)**



**Market value vs. assessed value (gap = untaxed appreciation)**

