

Pinellas Property Market Report

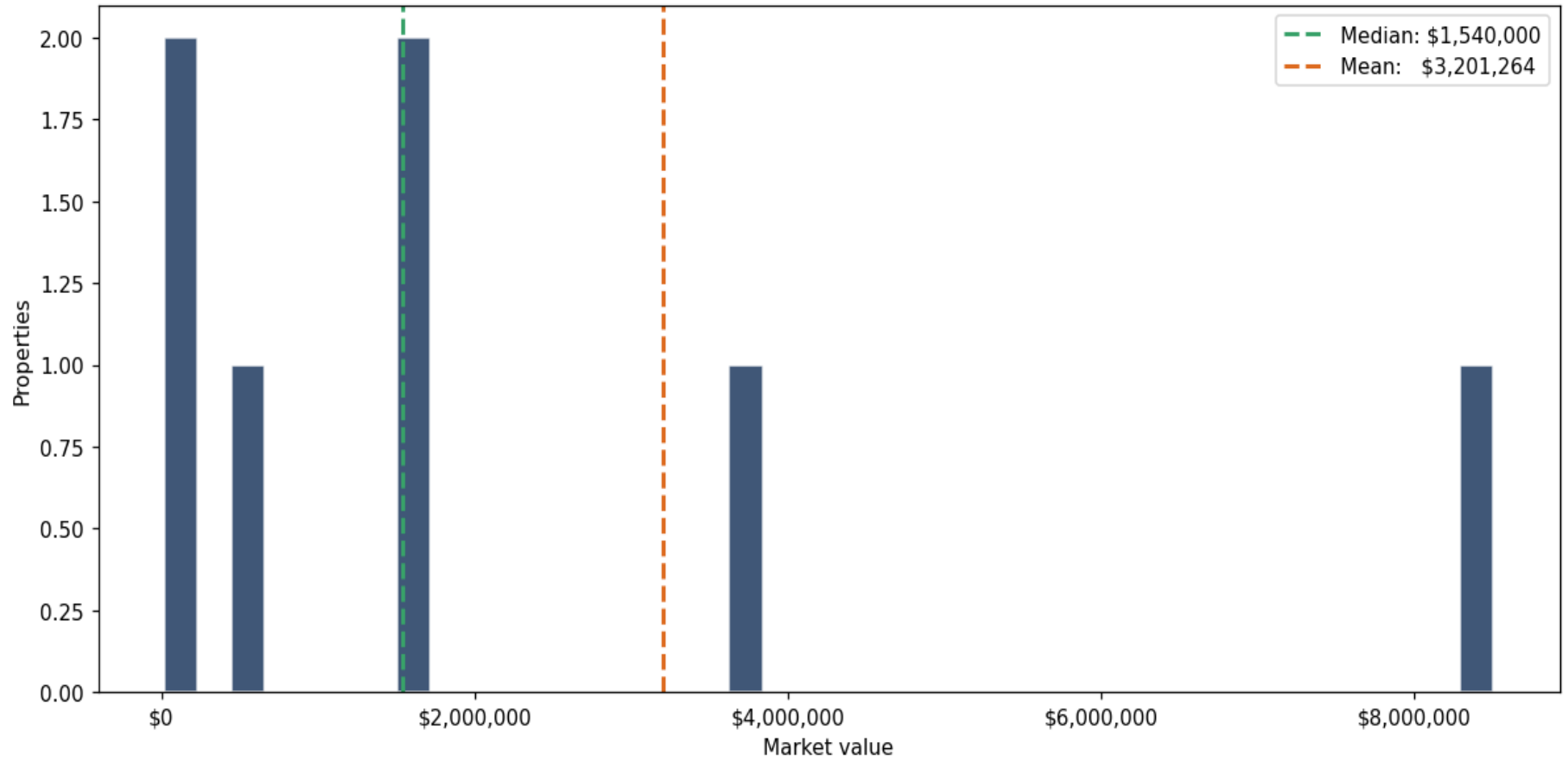
8 matching properties • May 30, 2026

Filters applied	Headline numbers
City: Belleair	Properties matched: 8
Property type: Regulation, PAR 3 Golf Course	Median market value: \$1,550,000
	Mean market value: \$3,201,264
	Min / Max: \$20,000 / \$9,500,000
	Mean square footage: 42,282

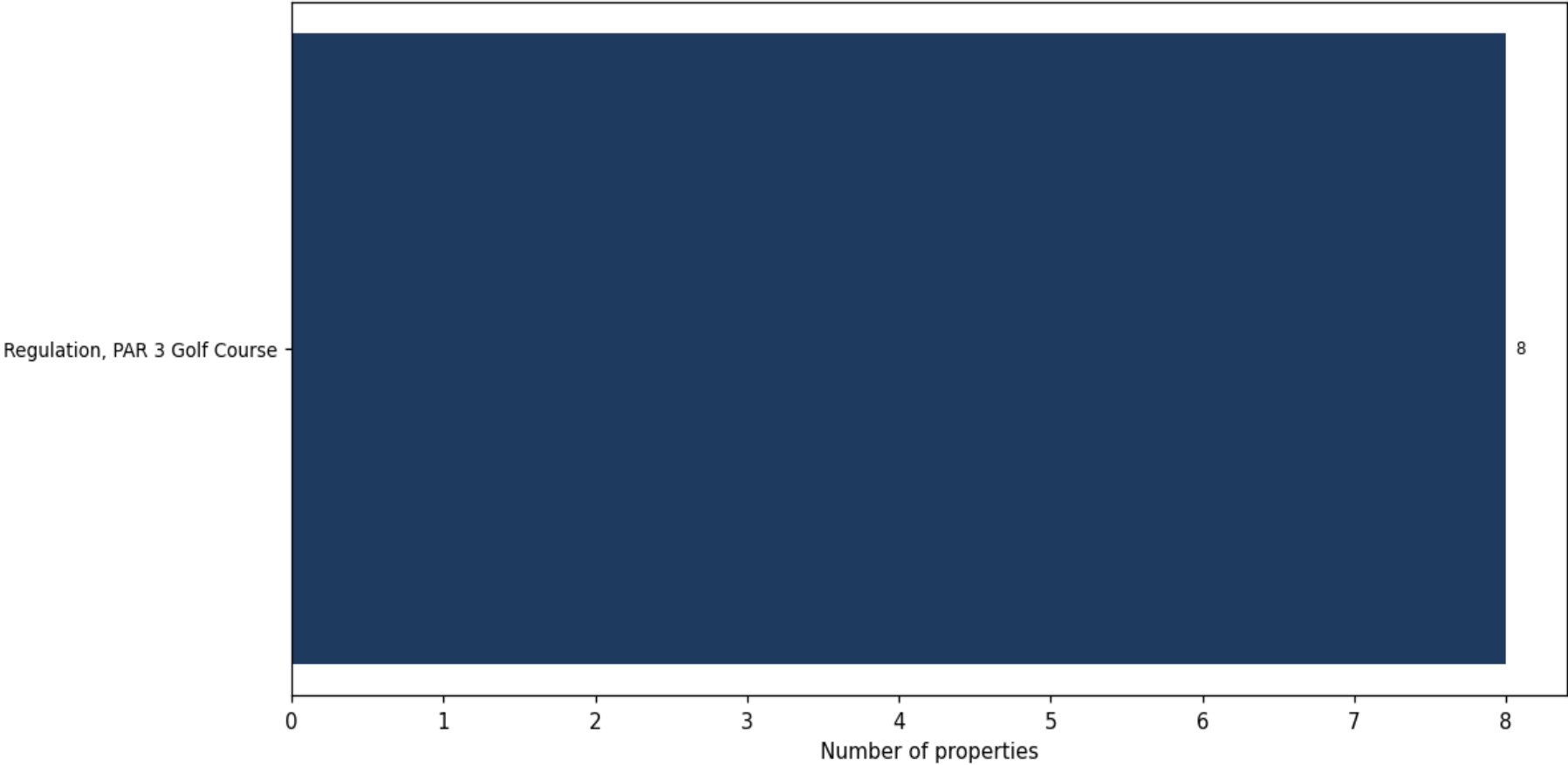
Top 8 properties by market value

Address	City	Type	Market Value	Sq Ft	Year	Annual Tax
1501 INDIAN ROCKS RD	Belleair	Regulation, PAR 3 Golf C	\$9,500,000	58,291	2020	\$194,227
1 COUNTRY CLUB LN	Belleair	Regulation, PAR 3 Golf C	\$8,500,000	40,509	2015	\$173,782
1 COUNTRY CLUB LN	Belleair	Regulation, PAR 3 Golf C	\$3,800,000	62,676	1977	\$77,691
1501 INDIAN ROCKS RD	Belleair	Regulation, PAR 3 Golf C	\$1,550,000			\$31,690
1501 INDIAN ROCKS RD	Belleair	Regulation, PAR 3 Golf C	\$1,530,000			\$31,281
1501 INDIAN ROCKS RD	Belleair	Regulation, PAR 3 Golf C	\$560,000	7,650	1978	\$11,449
BELLEVIEW BLVD	Belleair	Regulation, PAR 3 Golf C	\$150,110			\$3,736
ALEXANDER RD	Belleair	Regulation, PAR 3 Golf C	\$20,000			\$409

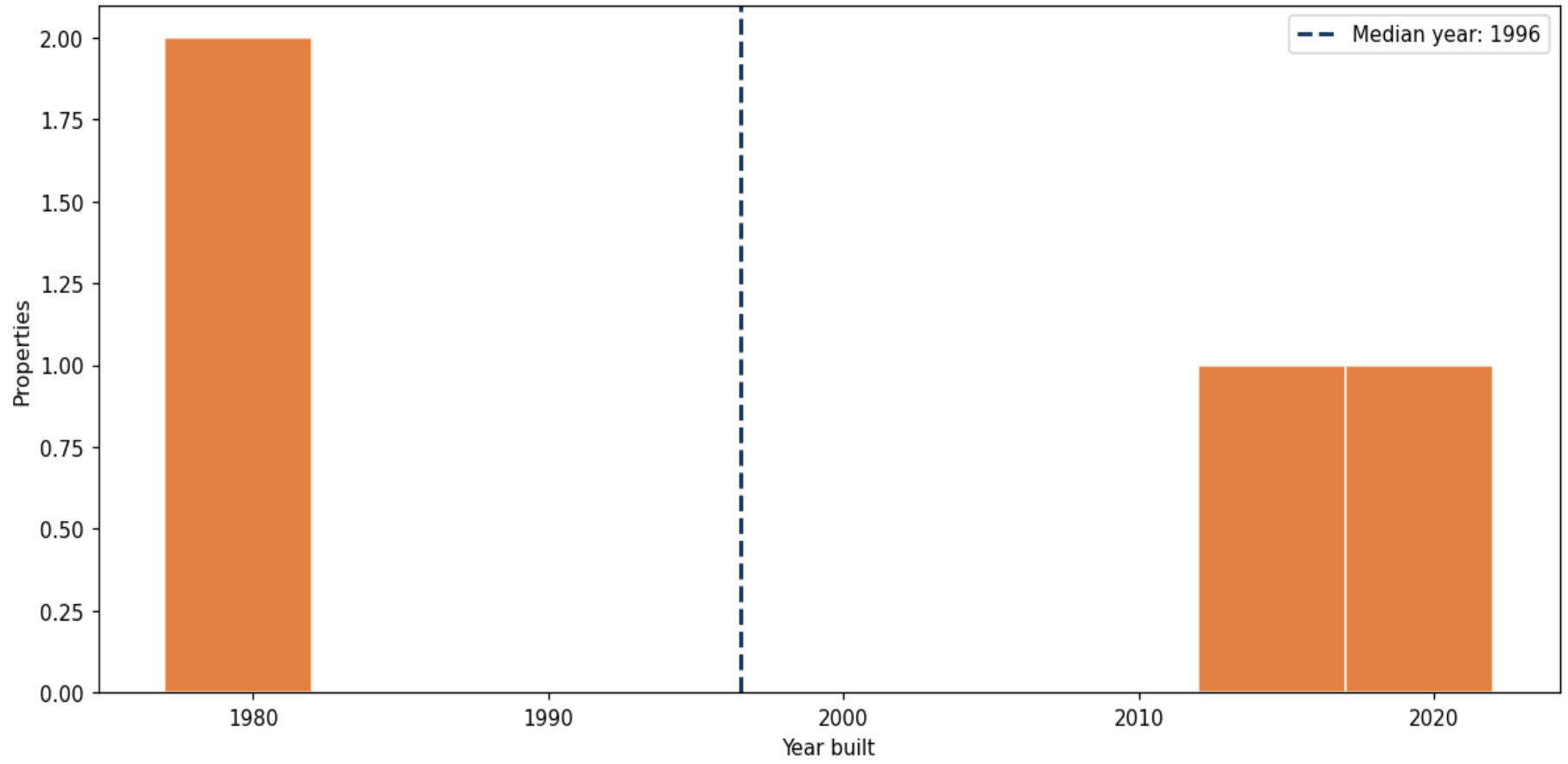
Market value distribution (n=8, top 1% trimmed for readability)



Top property types by count



Year built distribution (5-year buckets)



Market value vs. assessed value (gap = untaxed appreciation)

